IRSAP heat

RADIATORS

Catalogue **2025**



IRSAP

KEY TO THE ICONS

New products

Eco compatible product
(Reg. 2015/1188)

Low temperature

10-year Warranty

Radiator with domestic
hot water system

Hydraulic radiator

Hydraulic radiator
available

Hydraulic radiator
with booster

Hydraulic radiator
available with booster

Electric radiator

Electric radiator
available

Electric radiator
with booster

Electric radiator
available with booster

Valves
included

INDEX

TESI	P. 25
ARPA	P. 45
SAX	P. 71
PIANO	P. 81
ELLIPSIS	P. 91
RELAX	P. 109
DESIGN RADIATORS	P. 131
BATHROOMS RADIATORS	P. 150
CHROME & STAINLESS STEEL RADIATORS	P. 212
ELECTRIC RADIATORS	P. 228
NOW SYSTEM	P. 300
TECHNICAL INFORMATIONS	P. 306

ALPHABETICAL INDEX

Hydraulic Radiators

Model	Pag.	Product Range
Ares	208	Bathroom Radiators
Ares Chrome-plated	220	Chrome & St. Steel Radiators
Arpa 12 Vertical	46	ARPA Radiators
Arpa 12 Horizontal	48	ARPA Radiators
Arpa 12 _2 Vertical	50	ARPA Radiators
Arpa 12_2 Horizontal	52	ARPA Radiators
Arpa 18 Vertical	54	ARPA Radiators
Arpa 18 Horizontal	56	ARPA Radiators
Arpa 18_2 Vertical	58	ARPA Radiators
Arpa 18_2 Horizontal	60	ARPA Radiators
Arpa 23 Vertical	62	ARPA Radiators
Arpa 23 Horizontal	64	ARPA Radiators
Arpa 23_2 Vertical	66	ARPA Radiators
Arpa 23_2 Horizontal	68	ARPA Radiators
Blues	224	Chrome & St. Steel Radiators
Dedalo	144	Design Radiators
Ellipsis 30_B N	154	Bathroom Radiators
Ellipsis 30_V Vertical N	92	ELLIPSIS Radiators
Ellipsis 30_H Horizontal N	94	ELLIPSIS Radiators
Ellipsis 30_V 2 Vertical N	96	ELLIPSIS Radiators
Ellipsis 30_H 2 Horizontal N	98	ELLIPSIS Radiators
Ellipsis_B	156	Bathroom Radiators
Ellipsis_V Vertical	100	ELLIPSIS Radiators
Ellipsis_H Horizontal	102	ELLIPSIS Radiators
Ellipsis_V 2 Vertical	104	ELLIPSIS Radiators
Ellipsis_H 2 Horizontal	106	ELLIPSIS Radiators
Flauto	180	Bathroom Radiators
Flauto 2	182	Bathroom Radiators
Flauto Chrome-plated	216	Chrome & St. Steel Radiators
Funky_S Air Mix N	178	Bathroom Radiators
Funky_S	176	Bathroom Radiators
Get Up Air Mix N	160	Bathroom Radiators
Get Up	158	Bathroom Radiators
It Is	142	Design Radiators
Jazz_S Air Mix N	170	Bathroom Radiators

Model	Pag.	Product Range
Jazz_S	168	Bathroom Radiators
Kart	200	Bathroom Radiators
Kart 2	202	Bathroom Radiators
Marea	206	Bathroom Radiators
Net Air Mix N	196	Bathroom Radiators
Net	194	Bathroom Radiators
Novo	190	Bathroom Radiators
Novo Chrome-plated	218	Chrome-plated Radiators
Novo Cult	162	Bathroom Radiators
Novo Cult Chrome-plated	214	Chrome & St. Steel Radiators
Oasi	204	Bathroom Radiators
Oddo	164	Bathroom Radiators
Page N	152	Bathroom Radiators
Piano Vertical	82	PIANO Radiators
Piano Horizontal	84	PIANO Radiators
Piano 2 Vertical	86	PIANO Radiators
Piano 2 Horizontal	88	PIANO Radiators
Quadraqua	148	Design Radiators
Quadré	192	Bathroom Radiators
Relax Air N	110	RELAX Radiators
Relax Hybrid Horizontal N	116	RELAX Radiators
Relax Hybrid Vertical N	118	RELAX Radiators
Relax Immagina	128	RELAX Radiators
Relax Over Power	122	RELAX Radiators
Relax Power	120	RELAX Radiators
Relax Renova	124	RELAX Radiators
Relax Style N	112	RELAX Radiators
Rigo	166	Bathroom Radiators
Sax Vertical	72	SAX Radiators
Sax Horizontal	74	SAX Radiators
Sax 2 Vertical	76	SAX Radiators
Sax 2 Horizontal	78	SAX Radiators
Sequenze	146	Design Radiators
Soul_S Air Mix N	174	Bathroom Radiators
Soul_S	172	Bathroom Radiators

Model	Pag.	Product Range
Step_B N	140	Design Radiators
Step_H N	138	Design Radiators
Step_V N	136	Design Radiators
Stilé	226	Chrome & St. Steel Radiators
Tesi Clean	38	TESI Tubular Radiators
Tesi Join	132	Design Radiators
Tesi Runner	134	Design Radiators
Tesi 2	28	TESI Tubular Radiators
Tesi 3	30	TESI Tubular Radiators
Tesi 4	32	TESI Tubular Radiators
Tesi 5	34	TESI Tubular Radiators
Tesi 6	36	TESI Tubular Radiators
Tesi 3, 4, 5, 6 Bench H.	42	TESI Tubular Radiators
Tesi 4, 5, 6 Bench V.	40	TESI Tubular Radiators
Vela	198	Bathroom Radiators
Venus	210	Bathroom Radiators
Venus Chrome-plated	222	Chrome & St. Steel Radiators
Xilo Air Mix N	188	Bathroom Radiators
Xilo	184	Bathroom Radiators
Xilo 2	186	Bathroom Radiators

Electrical Radiators

Model	Pag.	Product Range
Ares Chrome-plated El. N	292	Electric Radiators
Ares Electric N	290	Electric Radiators
Dedalo Electric	238	Electric Radiators
Ellipsis 30_B Electric N	252	Electric Radiators
Flauto Chrome-plated El. N	286	Electric Radiators
Flauto Electric N	284	Electric Radiators
Flèche Air Electric	298	Electric Radiators
Funky_S Air Electric N	268	Electric Radiators
Funky_S Electric N	266	Electric Radiators
Get Up Air Electric N	256	Electric Radiators
Get Up Electric N	254	Electric Radiators
Jazz_S Air Electric N	260	Electric Radiators
Jazz_S Electric N	258	Electric Radiators
Net Air Electric N	272	Electric Radiators
Net Electric	270	Electric Radiators
Novo Chrome-plated El. N	282	Electric Radiators
Novo Electric N	280	Electric Radiators
Origin Electric	230	Electric Radiators
Piano Electric	248	Electric Radiators
Polygon H. Electric	234	Electric Radiators
Polygon V. Electric	232	Electric Radiators
Quadraqua Electric	242	Electric Radiators
Quadré Electric N	274	Electric Radiators
Relax Electric	244	Electric Radiators
Sax Electric	246	Electric Radiators
Sequenze Electric	240	Electric Radiators
Soul_S Air Electric N	264	Electric Radiators
Soul_S Electric N	262	Electric Radiators
Step_E Electric N	236	Electric Radiators
Tesi Electric N	250	Electric Radiators
Vela Electric N	288	Electric Radiators
Venus Chrome-plated El. N	296	Electric Radiators
Venus Electric N	294	Electric Radiators
Xilo Air Electric N	278	Electric Radiators
Xilo Electric N	276	Electric Radiators

N = New product / Extension of range or finishes

OUR WORLD.

The only road to success is a sustainable road.

Sustainability and **energy saving** are two issues that have become increasingly important to us, driving us to innovate continuously in our production and in the way we think about our products.
We appeal to those who, like us, want to reduce their environmental impact and leave the world a better place than when they found it.
This is why IRSAP offers products that work with the most modern generators and are able to self-regulate in order to reduce consumption and consequently the environmental impact.
For IRSAP, the seed of great change lies in small everyday gestures.

WE DREAM BIG, WE WORK BIG.

Irsap today is the Italian leader and one of the largest manufacturers for the heating market in Europe.

The first company in Italy in the sector.

Over 1,120 employees in Europe.

500,000 m2 of facilities.

Over Euro 150,000,000 consolidated turnover.

Our capital is more than 1,200 employees, in eight countries, who integrate technology every day and design to create comfort solutions for the home.

We have a group of companies and brands with a long-standing presence throughout Europe, with production sites in Italy, Romania and branches also in France, Spain, the UK and Germany. Each of them is at the service of the customer, designing innovative solutions. Irsap's strength lies precisely in its ability to harness these different experiences, optimising specific skills and offering integrated solutions of the highest level.

Behind a simple solution, there are brilliant ideas all the time.



Inventors of the Termoarredo®, creators of the iconic Tesi and much, much more.

The ultimate goal for a company is when its brand becomes an iconic synonym for a product, becoming an undisputed reference in the minds of consumers. This is precisely the case with Termoarredatori®, coined by IRSAP in the 1980s, a definition that is still used by everyone today to identify radiators. This achievement is an extraordinary recognition of the excellence and impact the company has managed to achieve in its market segment.
But IRSAP's commitment to innovation and continuous improvement does not stop there.

Boasting more than 20 international patents and no less than 50 awards in the last 5 years, the company proves that it is working tirelessly to offer increasingly cutting-edge solutions in the field of home climate comfort. The aim is to make this experience truly unique and customised for each individual customer, because the home represents the most precious asset and deserves to be lived in utmost wellbeing.

MORE THAN SIMPLE, SIMPLY.

Solutions that really improve life, solve complexities in a simple way.

In everyday life we are often confronted with problems and challenges that seem intricate and difficult to deal with. But the best solutions are those that know how to transform complexity into simplicity, offering concrete and tangible results that truly improve our quality of life.
This is the goal that constantly drives IRSAP's innovation and puts us at the forefront of home comfort. The products and solutions offered stem from a careful analysis of people's real needs, to offer effective answers to common problems such as heating, ventilation and air conditioning of rooms.
Simplicity, functionality and design are the cornerstones around which IRSAP builds its innovations. Because true wellbeing should not just be a difficult goal to achieve, but an experience that is accessible to all and that concretely improves the lives of those who live it.

Every home is much more than a house, it is a mirror of its inhabitants.

The atmosphere of a home is also about warmth, in the true sense of the word.

Every element of the home, from the largest to the smallest, contributes to creating the perfect atmosphere that reflects the personality and tastes of its inhabitants. Whether it is a vase, a piece of furniture or even just an ornament, every detail shapes the environment in which we live.
But the atmosphere of a home is not just about furniture and decoration. Heat and air quality play a key role in defining the comfort and wellbeing of its occupants.
It is with this in mind that Irsap has developed a range of home heating and ventilation solutions that combine functionality and design. In fact, Irsap products are modular, versatile and highly customisable, allowing anyone to add a design element in line with their tastes to any room, capable of creating and maintaining the ideal climate.
Irsap thus offers a multitude of solutions and services designed to give people one more reason to feel truly comfortable in their own homes. Because true living wellbeing comes from the perfect balance of aesthetics, functionality and state-of-the-art technology, while fully respecting the environment.

Bathroom
AIR QUALITY
Poor
T. INDOOR
20.8°C
HUMIDITY
70%
Manual
21.0°
Reactivate planning

WITH IRSAP NOW TRANSFORM YOUR HOME INTO A SMART HOME.

IRSAP NOW transforms the system into an advanced and fully customised system.

Thanks to IRSAP NOW, customising the home climate has never been easier or more versatile. This innovative system provides the ideal comfort for every room and every member of the family, quickly and easily.
With IRSAP NOW it is possible to programme differentiated temperatures not only according to time but also for individual rooms. A truly revolutionary feature that enables intelligent and personalised heating management, even remotely via smartphone or tablet.
The advantage is its versatility: the system is in fact compatible with both radiators connected to heat generators and fully electric models. In this way, anyone can benefit from an advanced climate control that can be adapted to their needs and the characteristics of their home.
With its intuitive interface and multiple programming options, IRSAP NOW allows you to create the perfect microclimate in every room, according to the preferences and needs of each family member. A decisive step towards customised home comfort that significantly improves the quality of daily life.

Intelligent heating that brings everyone together.

Radiator system
- Thermostat.
- Now valve on each radiator.
- Connection Unit to connect the components to the network.

Underfloor installation
- Thermostat for each zone.
- Connection Unit for connecting the thermostats

Electrical system
- You can control the temperature directly from your smartphone.

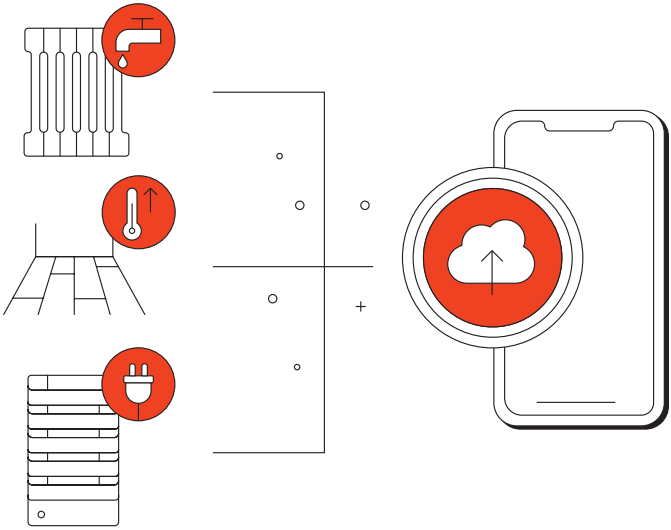

Unique technology for each system.

Whether it is an apartment, a villa or a rustic house, each home has unique characteristics and requirements, also with regard to heating. A radiator system, underfloor heating or an electrical system require different approaches. Yet, thanks to IRSAP NOW technology, it is now possible to control and manage them all in the same way, easily and intelligently, through a single App.
IRSAP NOW represents the evolution of domestic heating systems. It is a state-of-the-art solution, the only technology capable of integrating intuitively with any type of system, be it an electric radiator, a hydraulic radiator or an underfloor system. Thanks to its low impact on the existing system, the IRSAP NOW system ensures intelligent and optimised comfort management, resulting in significant energy savings compared to conventional solutions.

ROOM
20.5°C

RELAX REDEFINES WARMTH WITH AN INCREASINGLY COMPLETE RANGE

A unique product line that combines innovative design and efficiency to expand the concept of comfort and wellbeing in the home environment.

RELAX:
when warmth meets innovation.

The RELAX range expands with two new products, Relax Style and Relax Air, and a revolutionary solution that combines the best of tradition with technological innovation. The new models integrate a sophisticated ventilation system with the classic radiant effect, creating a superior thermal comfort experience. The perfect fusion of radiant element and active ventilation makes it possible to optimise performance, reaching ideal temperatures more quickly.

The Relax range
Relax Power
Relax Overpower
Relax Renova
Relax Air (News 2025)
Relax Style (News 2025)
Relax Hybrid
Relax Electric

THE NEW POWER OF TESI.

The hydraulic radiator by definition evolves into the new electric version.

Innovation in the TESI family: new electric solutions alongside the classic hydraulic radiator.

TESI now reinvents its iconic presence with a state-of-the-art power supply, while keeping its design DNA intact. The versatility of its dimensions, now available up to 180 cm high in an electric version, offers customised solutions for every heating requirement.
The sophistication of TESI's lines is complemented by integrated electronics to match the radiator (termoarredo®), while the remote control ensures precise and immediate control at your fingertips. A perfect synthesis of aesthetics and innovation, designed for those seeking excellence in every detail of their living space.
The range consists of 2-, 3- and 5-column models with powers and sizes to meet a variety of requirements.

TESI

Tubular Radiators

Classic and modern come together to create a radiator that meets every need.
Special design suits Tesi particularly to work in low temperature systems.
A 10-year warranty is reserved for the entire Tesi range since 2010.

ONE RANGE, INFINITE POSSIBILITIES.

5 depths, 27 heights, unlimited lengths: over 200,000 installation solutions.

TESI Termoarredatori® are the most functional, modular and elegant system for heating a room. With their modern shapes and simple lines, they adapt to any type of furnishing and, thanks to their extreme modularity, can be the right solution for any need.

Studied in detail, even invisible ones.
The manufacturing process, which is completely automated by laser, guarantees that TESI Termoarredatori® not only have an aesthetically pleasing profile down to the smallest detail, but that there is no residual material inside.
With a single pass of the laser beam, the components are perfectly welded together, eliminating the formation of particles potentially harmful to the system.

Ideal for renovations.
Thanks to their modularity, TESI Termoarredatori® meet all aesthetic and structural requirements, adapting perfectly to any type of wall, large or small. A unique solution especially for renovations.

10

Thanks to strict quality control throughout the production cycle, TESI Termoarredatori® have always been synonymous with efficiency and reliability.
The high pressure testing of each item produced guarantees impeccable water-tightness in all conditions of use.
As well as guaranteeing a perfect weld and therefore an exceptional water-tightness, the laser welding process fully optimises painting operations, favouring the distribution of the powder uniformly and without imperfections on every point of the product.

This is why, since 2010, Irsap has been guaranteeing the TESI radiator for 10 years regarding painting and hydraulic sealing.

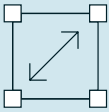


TESI 2
TESI 3
TESI 4
TESI 5
TESI 6

TESI 2

12 elements, heights 1800 mm, lenght 540 mm. Graphite Black finish (cod. 18). Configuration cod. 02.

TESI radiators represent the most functional, modular and elegant system for heating all environments. Thanks to the rounded shapes, which minimize the risk of accidents, they can also be placed in public places, institutions, schools and hospitals.
TESI 2 has a depth of 65 mm and heights from 200 to 2500 mm.

TESI 2

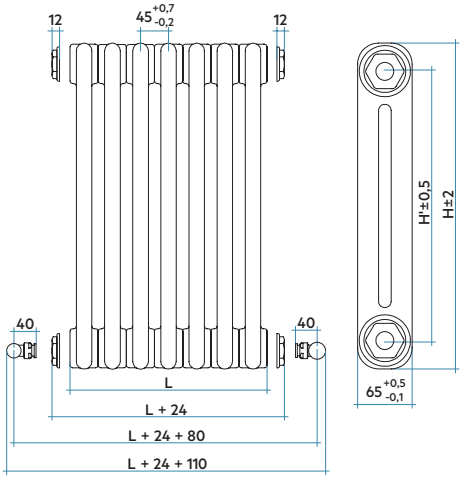

CE 01
EN442-1
EN 442 EURONORM

Model	Depth	Height	Conn. centre	Weight	Cap.	Thermal Power Δt=50°C		Δt=40°C	**Δt=30°C**	Δt=20°C	Exp.
	mm	H mm	H' mm	Kg	lt	Btu/h	**Watt**	Watt	**Watt (*)**	Watt	n.
200	65	200	127	0,37	0,32	43,8	**14,9**	11,3	**7,9**	4,7	1,250
300	65	300	235	0,51	0,40	68,8	**23,4**	17,8	**12,4**	7,5	1,240
350	65	350	285	0,58	0,44	78,6	**26,8**	20,3	**14,2**	8,6	1,240
365	65	365	300	0,61	0,45	81,5	**27,8**	21,1	**14,7**	8,9	1,240
400	65	400	335	0,66	0,48	88,3	**30,1**	22,8	**15,9**	9,6	1,250
450	65	450	385	0,73	0,51	97,9	**33,4**	25,2	**17,6**	10,6	1,250
500	65	500	435	0,80	0,55	107,5	**36,6**	27,7	**19,3**	11,6	1,250
535	65	535	470	0,85	0,58	114,2	**38,9**	29,4	**20,5**	12,3	1,260
550	65	550	485	0,87	0,59	117,1	**39,9**	30,1	**21,0**	12,6	1,260
565	65	565	500	0,89	0,60	120,0	**40,9**	30,9	**21,5**	12,9	1,260
600	65	600	535	0,95	0,63	126,6	**43,1**	32,6	**22,6**	13,6	1,260
650	65	650	585	1,02	0,67	136,2	**46,4**	35,0	**24,3**	14,5	1,270
665	65	665	600	1,04	0,68	139,0	**47,4**	35,7	**24,8**	14,8	1,270
685	65	685	620	1,07	0,70	142,8	**48,7**	36,7	**25,4**	15,2	1,270
750	65	750	685	1,16	0,75	155,2	**52,9**	39,8	**27,6**	16,4	1,270
765	65	765	700	1,18	0,76	158,0	**53,9**	40,5	**28,1**	16,7	1,280
815	65	815	750	1,26	0,80	167,6	**57,1**	42,9	**29,7**	17,7	1,280
865	65	865	800	1,33	0,84	177,1	**60,4**	45,3	**31,3**	18,6	1,280
885	65	885	820	1,36	0,85	181,0	**61,7**	46,3	**32,0**	19,0	1,290
900	65	900	835	1,38	0,87	183,9	**62,7**	47,0	**32,5**	19,3	1,290
1000	65	1000	935	1,52	0,95	203,1	**69,2**	51,9	**35,7**	21,1	1,290
1200	65	1200	1135	1,81	1,11	242,1	**82,5**	61,6	**42,3**	24,9	1,310
1500	65	1500	1435	2,24	1,35	302,2	**103,0**	76,5	**52,1**	30,4	1,330
1800	65	1800	1735	2,69	1,58	364,7	**124,3**	92,4	**63,0**	36,8	1,330
2000	65	2000	1935	3,01	1,72	407,9	**139,0**	103,6	**70,9**	41,5	1,320
2200	65	2200	2135	3,32	1,86	452,3	**154,2**	115,1	**79,0**	46,5	1,310
2500	65	2500	2435	3,79	2,08	521,7	**177,8**	133,2	**91,8**	54,4	1,290

(*) Thanks to the high performance of Irsap TESI 2 radiators, the ideal Δt for low temperature projects is Δt at 30°C.

Finishes available: see pag. 326.

For Δt different from 50°C use the formula:
$Q=Qn\ (\Delta t / 50)^n$

- Maximum working pressure 10 bar
- Maximum working temperature 95°C

TESI 3

14 elements, height 1865 mm, lenght 630 mm. Ivory finish (cod. 02). Configuration cod. 02.

The TESI 3 radiator is the three column version of the TESI range, with a depth of 101 mm.
Thanks to the rounded shapes, which minimize the risk of accidents, TESI radiators can also be installed in public places, institutions, schools and hospitals.
TESI 3 develops with heights from 200 to 2500 mm.

TESI 3

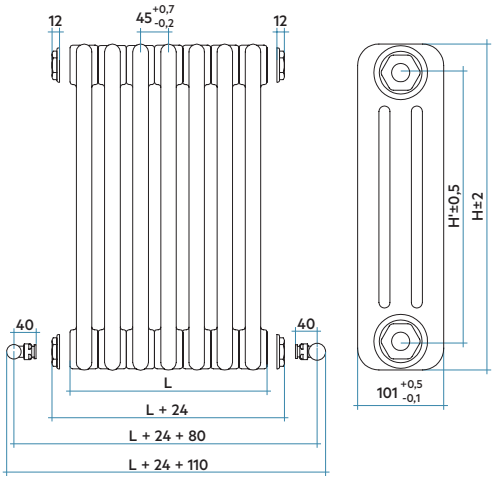

CE 01
EN442-1
EN 442 EURONORM

Model	Depth	Height	Conn. centre	Weight	Cap.	Thermal Power Δt=50°C		Δt=40°C	Δt=30°C	Δt=20°C	Exp.
	mm	H mm	H' mm	Kg	lt	Btu/h	**Watt**	Watt	**Watt (*)**	Watt	n.
200	101	200	127	0,41	0,46	59,5	**20,3**	15,2	**10,5**	6,2	1,290
300	101	300	235	0,60	0,60	95,4	**32,5**	24,6	**17,2**	10,4	1,250
350	101	350	285	0,69	0,66	109,5	**37,3**	28,2	**19,7**	11,8	1,250
365	101	365	300	0,72	0,68	113,6	**38,7**	29,3	**20,4**	12,3	1,260
400	101	400	335	0,78	0,72	123,3	**42,0**	31,7	**22,1**	13,3	1,260
450	101	450	385	0,87	0,79	137,1	**46,7**	35,2	**24,5**	14,7	1,260
500	101	500	435	0,96	0,85	150,7	**51,4**	38,7	**26,9**	16,0	1,270
535	101	535	470	1,02	0,89	160,2	**54,6**	41,1	**28,5**	17,0	1,270
550	101	550	485	1,05	0,91	164,0	**55,9**	42,0	**29,1**	17,4	1,280
565	101	565	500	1,07	0,93	168,3	**57,4**	43,1	**29,9**	17,8	1,280
600	101	600	535	1,14	0,97	177,8	**60,6**	45,5	**31,5**	18,7	1,280
650	101	650	585	1,23	1,03	191,2	**65,2**	48,9	**33,8**	20,0	1,290
665	101	665	600	1,25	1,05	195,2	**66,5**	49,9	**34,5**	20,4	1,290
685	101	685	620	1,29	1,08	200,5	**68,3**	51,2	**35,4**	20,9	1,290
750	101	750	685	1,40	1,16	218,2	**74,4**	55,7	**38,3**	22,6	1,300
765	101	765	700	1,43	1,18	221,8	**75,6**	56,6	**38,9**	23,0	1,300
815	101	815	750	1,52	1,24	235,1	**80,1**	59,9	**41,1**	24,2	1,300
865	101	865	800	1,61	1,30	248,4	**84,6**	63,2	**43,4**	25,5	1,310
885	101	885	820	1,64	1,33	253,6	**86,4**	64,5	**44,2**	26,0	1,310
900	101	900	835	1,67	1,35	257,6	**87,8**	65,5	**44,9**	26,3	1,310
1000	101	1000	935	1,85	1,47	284,0	**96,8**	72,2	**49,4**	29,0	1,320
1200	101	1200	1135	2,37	1,70	336,7	**114,8**	85,5	**58,4**	34,2	1,320
1500	101	1500	1435	2,95	2,07	415,9	**141,7**	105,3	**71,8**	41,9	1,330
1800	101	1800	1735	3,54	2,43	495,7	**168,9**	125,7	**85,8**	50,2	1,330
2000	101	2000	1935	3,93	2,68	549,3	**187,2**	139,5	**95,5**	56,0	1,318
2200	101	2200	2135	4,32	2,92	603,5	**205,7**	153,5	**105,3**	61,9	1,310
2500	101	2500	2435	4,90	3,29	685,8	**233,7**	174,9	**120,4**	71,1	1,299

(*) Thanks to the high performance of Irsap TESI 3 radiators, the ideal Δt for low temperature projects is Δt at 30°C.

Finishes available: see pag. 326.

For Δt different from 50°C use the formula:
$Q=Qn\ (\Delta t\ /\ 50)^n$

- Maximum working pressure 10 bar
- Maximum working temperature 95°C

TESI 4

30 elements, height 565 mm, lenght 1350 mm. Flame Red finish (cod. 7D). Configuration cod. 02.

Thanks to the four columns and high performance, TESI 4 is suitable for environments that require high caloric power.
The TESI radiators represent the most functional, modular and elegant system for heating all environments.
TESI 4 has a depth of 139 mm and heights from 200 to 2500 mm.

TESI 4

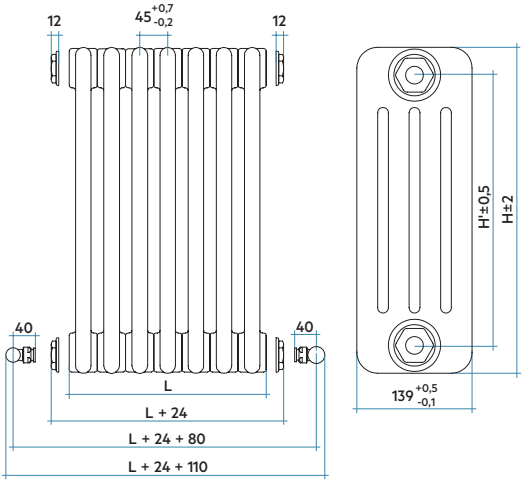

CE 01
EN442-1

Model	Depth	Height	Conn. centre	Weight	Cap.	Thermal Power Δt=50°C		Δt=40°C	Δt=30°C	Δt=20°C	Exp.
	mm	H mm	H' mm	Kg	lt	Btu/h	**Watt**	Watt	**Watt (*)**	Watt	n.
200	139	200	127	0,69	0,60	76,2	**26,0**	19,3	**13,2**	7,7	1,326
300	139	300	235	1,00	0,75	123,5	**42,1**	31,8	**22,1**	13,3	1,258
350	139	350	285	1,14	0,83	142,0	**48,4**	36,5	**25,4**	15,2	1,265
365	139	365	300	1,19	0,85	147,5	**50,3**	37,9	**26,3**	15,7	1,267
400	139	400	335	1,29	0,91	160,3	**54,6**	41,1	**28,5**	17,0	1,272
450	139	450	385	1,43	0,99	178,4	**60,8**	45,7	**31,6**	18,8	1,279
500	139	500	435	1,58	1,07	196,3	**66,9**	50,2	**34,7**	20,6	1,286
535	139	535	470	1,68	1,12	208,8	**71,2**	53,3	**36,8**	21,8	1,291
550	139	550	485	1,72	1,15	214,1	**73,0**	54,7	**37,7**	22,3	1,293
565	139	565	500	1,76	1,17	219,4	**74,8**	56,0	**38,6**	22,8	1,296
600	139	600	535	1,87	1,23	231,8	**79,0**	59,1	**40,6**	24,0	1,300
650	139	650	585	2,01	1,30	249,3	**85,0**	63,5	**43,6**	25,6	1,307
665	139	665	600	2,05	1,33	254,5	**86,7**	64,8	**44,4**	26,1	1,310
685	139	685	620	2,11	1,36	261,5	**89,1**	66,5	**45,6**	26,8	1,312
750	139	750	685	2,30	1,46	284,0	**96,8**	72,1	**49,3**	28,8	1,322
765	139	765	700	2,34	1,49	289,2	**98,6**	73,3	**50,1**	29,3	1,324
815	139	815	750	2,48	1,57	306,4	**104,4**	77,6	**52,9**	30,9	1,331
865	139	865	800	2,63	1,64	323,5	**110,3**	81,8	**55,7**	32,4	1,338
885	139	885	820	2,69	1,68	330,4	**112,6**	83,5	**56,8**	33,0	1,341
900	139	900	835	2,73	1,70	335,5	**114,3**	84,7	**57,6**	33,4	1,343
1000	139	1000	935	3,02	1,86	369,4	**125,9**	93,4	**63,5**	36,9	1,340
1200	139	1200	1135	3,60	2,17	436,6	**148,8**	110,5	**75,2**	43,8	1,335
1500	139	1500	1435	4,48	2,63	535,9	**182,6**	135,8	**92,7**	54,1	1,328
1800	139	1800	1735	5,35	3,11	633,9	**216,0**	160,9	**110,0**	64,4	1,321
2000	139	2000	1935	5,92	3,44	698,7	**238,1**	177,5	**121,5**	71,3	1,317
2200	139	2200	2135	6,50	3,76	763,0	**260,0**	194,0	**133,0**	78,1	1,312
2500	139	2500	2435	7,36	4,25	859,1	**292,8**	218,8	**150,2**	88,5	1,306

(*) Thanks to the high performance of Irsap TESI 4 radiators, the ideal Δt for low temperature projects is Δt at 30°C.

Finishes available: see pag. 326.

For Δt different from 50°C use the formula:
$Q=Qn\ (\Delta t\ /\ 50)^n$

- Maximum working pressure 10 bar
- Maximum working temperature 95°C

TESI 5

12 elements, height 1800 mm, lenght 540 mm. Quartz 1 finish (cod. 1C). Configuration cod. 02.

The TESI radiators represent the most functional, modular and elegant system for heating all environments.
Thanks to the five columns and high performance, TESI 5 is suitable for environments that require high caloric power.
TESI 5 has a depth of 177 mm and heights from 200 to 2500 mm.

TESI 5

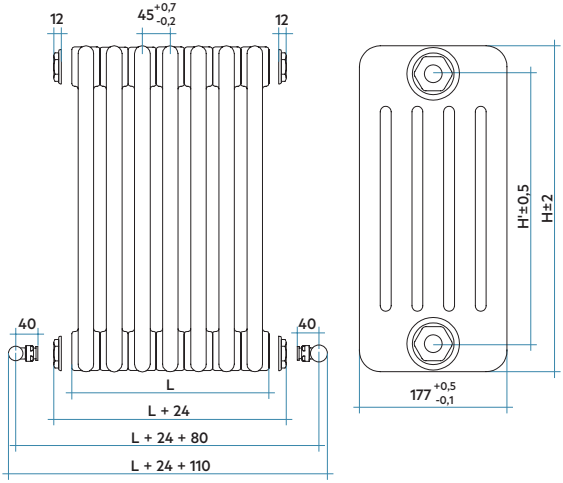

CE 01
EN442-1

Model	Depth	Height	Conn. centre	Weight	Cap.	Thermal Power Δt=50°C		Δt=40°C	Δt=30°C	Δt=20°C	Exp.
	mm	H mm	H' mm	Kg	lt	Btu/h	**Watt**	Watt	**Watt (*)**	Watt	n.
200	177	200	127	0,81	0,73	93,0	**31,7**	23,4	**15,9**	9,2	1,350
300	177	300	235	1,13	0,95	150,8	**51,4**	38,7	**26,8**	16,0	1,276
350	177	350	285	1,28	1,05	173,2	**59,0**	44,3	**30,6**	18,2	1,283
365	177	365	300	1,32	1,08	179,8	**61,3**	46,0	**31,8**	18,9	1,286
400	177	400	335	1,43	1,16	195,2	**66,5**	49,9	**34,4**	20,4	1,291
450	177	450	385	1,58	1,26	217,1	**74,0**	55,4	**38,1**	22,5	1,299
500	177	500	435	1,72	1,36	238,7	**81,3**	60,8	**41,7**	24,6	1,307
535	177	535	470	1,83	1,44	253,7	**86,5**	64,5	**44,2**	26,0	1,312
550	177	550	485	1,87	1,47	260,1	**88,7**	66,1	**45,3**	26,6	1,315
565	177	565	500	1,92	1,50	266,5	**90,8**	67,7	**46,4**	27,2	1,317
600	177	600	535	2,02	1,57	281,4	**95,9**	71,4	**48,8**	28,5	1,322
650	177	650	585	2,17	1,68	302,5	**103,1**	76,6	**52,2**	30,5	1,330
665	177	665	600	2,21	1,71	308,8	**105,2**	78,2	**53,3**	31,0	1,333
685	177	685	620	2,27	1,75	317,2	**108,1**	80,2	**54,6**	31,8	1,336
750	177	750	685	2,46	1,88	344,3	**117,3**	86,9	**59,0**	34,2	1,346
765	177	765	700	2,51	1,92	350,6	**119,5**	88,4	**60,0**	34,7	1,348
815	177	815	750	2,66	2,02	371,3	**126,5**	93,5	**63,3**	36,5	1,356
865	177	865	800	2,80	2,12	391,9	**133,6**	98,5	**66,5**	38,3	1,364
885	177	885	820	2,86	2,16	400,2	**136,4**	100,5	**67,8**	39,0	1,367
900	177	900	835	2,91	2,20	406,3	**138,5**	102,0	**68,8**	39,5	1,369
1000	177	1000	935	3,20	2,40	447,2	**152,4**	112,4	**75,9**	43,7	1,364
1200	177	1200	1135	4,08	2,78	528,2	**180,0**	133,1	**90,2**	52,1	1,353
1500	177	1500	1435	5,05	3,40	648,0	**220,8**	163,9	**111,6**	64,9	1,337
1800	177	1800	1735	6,02	4,01	766,6	**261,2**	194,3	**132,6**	77,4	1,327
2000	177	2000	1935	6,67	4,42	845,1	**288,0**	214,4	**146,5**	85,7	1,323
2200	177	2200	2135	7,32	4,82	923,3	**314,6**	234,4	**160,4**	93,9	1,320
2500	177	2500	2435	8,29	5,44	1.040,2	**354,5**	264,4	**181,2**	106,4	1,314

(*) Thanks to the high performance of Irsap TESI 5 radiators, the ideal Δt for low temperature projects is Δt at 30°C.

Finishes available: see pag. 326.

For Δt different from 50°C use the formula:
$Q=Qn\ (\Delta t\ /\ 50)^n$

- Maximum working pressure 10 bar
- Maximum working temperature 95°C

TESI 6

25 elements, height 500 mm, lenght 1125 mm. Edelweiss white finish (cod. 34). Configuration cod. 02.

With its six columns, TESI 6 is the version of the TESI range that provides the highest caloric intake. The TESI radiators represent the most functional, modular and elegant system for heating all environments, even large ones.
TESI 6 has a depth of 215 mm and heights from 200 to 2500 mm.

TESI 6

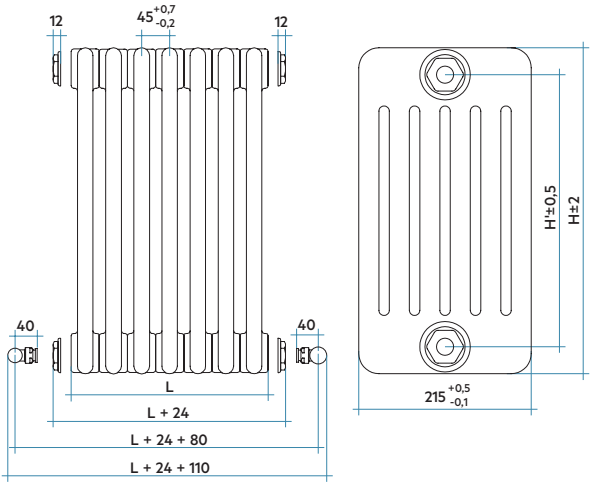

CE 01
EN442-1
EN 442 EURONORM

Model	Depth	Height	Conn. centre	Weight	Cap.	Thermal Power Δt=50°C		Δt=40°C	Δt=30°C	Δt=20°C	Exp.
	mm	H mm	H' mm	Kg	lt	Btu/h	**Watt**	Watt	**Watt (*)**	Watt	n.
200	215	200	127	0,97	0,86	109,7	**37,4**	27,5	**18,5**	10,6	1,374
300	215	300	235	1,35	1,13	178,1	**60,7**	45,5	**31,4**	18,6	1,293
350	215	350	285	1,53	1,25	204,3	**69,6**	52,1	**35,8**	21,1	1,302
365	215	365	300	1,58	1,29	212,2	**72,3**	54,0	**37,1**	21,9	1,304
400	215	400	335	1,71	1,38	230,2	**78,5**	58,6	**40,2**	23,6	1,310
450	215	450	385	1,89	1,50	255,8	**87,2**	65,0	**44,4**	26,0	1,319
500	215	500	435	2,06	1,63	281,1	**95,8**	71,2	**48,6**	28,4	1,327
535	215	535	470	2,19	1,71	298,7	**101,8**	75,6	**51,5**	30,0	1,333
550	215	550	485	2,24	1,75	306,1	**104,3**	77,4	**52,7**	30,7	1,336
565	215	565	500	2,29	1,79	313,6	**106,9**	79,3	**54,0**	31,4	1,339
600	215	600	535	2,42	1,88	331,0	**112,8**	83,6	**56,8**	32,9	1,345
650	215	650	585	2,60	2,00	355,7	**121,2**	89,6	**60,7**	35,1	1,353
665	215	665	600	2,65	2,04	363,1	**123,7**	91,4	**61,9**	35,7	1,356
685	215	685	620	2,72	2,09	372,9	**127,1**	93,8	**63,5**	36,6	1,359
750	215	750	685	2,95	2,25	404,7	**137,9**	101,6	**68,5**	39,3	1,370
765	215	765	700	3,01	2,29	412,0	**140,4**	103,3	**69,6**	39,9	1,373
815	215	815	750	3,18	2,41	436,2	**148,7**	109,2	**73,4**	41,9	1,381
865	215	865	800	3,36	2,54	460,3	**156,9**	115,0	**77,1**	43,9	1,390
885	215	885	820	3,43	2,59	470,0	**160,2**	117,4	**78,6**	44,7	1,394
900	215	900	835	3,48	2,62	477,2	**162,6**	119,1	**79,7**	45,2	1,396
1000	215	1000	935	3,84	2,87	525,0	**178,9**	131,3	**88,1**	50,2	1,388
1200	215	1200	1135	4,89	3,33	619,8	**211,2**	155,5	**104,8**	60,1	1,371
1500	215	1500	1435	6,06	4,06	760,2	**259,1**	191,9	**130,3**	75,5	1,346
1800	215	1800	1735	7,22	4,80	899,3	**306,5**	227,6	**155,1**	90,3	1,334
2000	215	2000	1935	8,00	5,29	991,5	**337,9**	251,1	**171,3**	99,9	1,330
2200	215	2200	2135	8,78	5,78	1.083,5	**369,3**	274,6	**187,5**	109,5	1,327
2500	215	2500	2435	9,94	6,51	1.221,3	**416,2**	309,9	**211,9**	124,0	1,322

(*) Thanks to the high performance of Irsap TESI 6 radiators, the ideal Δt for low temperature projects is Δt at 30°C.

Finishes available: see pag. 326.

For Δt different from 50°C use the formula:
$Q=Qn\ (\Delta t\ /\ 50)^n$

- Maximum working pressure 10 bar
- Maximum working temperature 95°C

TESI CLEAN

spaced elements

8 elements, height 2000 mm. Quartz 2 finish (cod. 2C). Configuration cod. 02.

TESI CLEAN is the evolution of the historic IRSAP Tesi product. Thanks to its specialstructure featuring single, spaced elements, TESI CLEAN can be used in special environmentssuch as nursing homes, schools and hospitals where the radiators mustbe kept particularly clean.

The main features of this product are:

- The 65 mm distance between one element and another
- The absence of corners and sharp edges
- The possibility of connection tovarious types of water connections (see pages 312).

TESI CLEAN
spaced elements

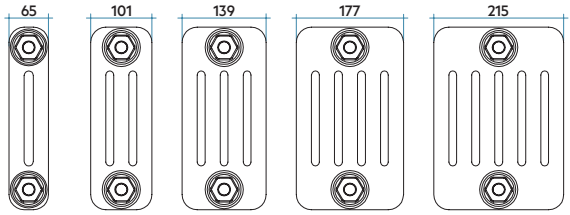

TESI 2 CLEAN | TESI 3 CLEAN | TESI 4 CLEAN | TESI 5 CLEAN | TESI 6 CLEAN

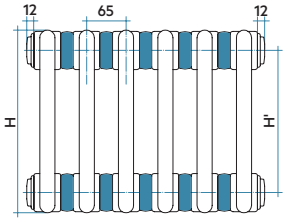

CE 11 EN442-1 EN 442 EURONORM

MAXIMUM NUMBER OF ELEMENTS SUPPLIED WELDED ON A SINGLE RADIATOR																		
MODEL	**300**	**350**	**365**	**400**	**450**	**500**	**550**	**600**	**650**	**750**	**900**	**1000**	**1200**	**1500**	**1800**	**2000**	**2200**	**2500**
TESI 2 CLEAN	28	28	28	28	28	28	28	28	28	28	28	28	28	26	22	22	18	18
TESI 3 CLEAN	28	28	28	28	28	28	28	28	28	28	28	28	28	22	20	20	15	15
TESI 4 CLEAN	28	28	28	28	28	28	28	28	28	28	28	28	28	18	15	15	12	12
TESI 5 CLEAN	28	28	28	28	28	28	28	28	28	28	28	28	28	15	15	15	12	12
TESI 6 CLEAN	28	28	28	28	28	28	28	28	28	25	25	25	25	15	15	15	12	12

TESI CLEAN is available inany number of columns (from 2 to 6 columns) and any height (from 300 mm to 2500mm). Thanks to its special structure with round tubes (25 mm diameter) it is alsoideal for low temperature systems. The heat yields of TESI CLEAN have been measuredpursuant to EN 442 technical standards.

Due to its possible applications (in schools, nursing homes and hospitals) **TESI CLEAN** can be treated with antibacterial paint.
The antibacterial paint is available in Standard White (request quotation).

Finishes available: see pag. 326.

(*) Thanks to the high performance of Irsap TESI CLEAN radiators, the ideal Δt for low temperature projects is Δt at 30°C.
For Δt different from 50°C use the formula:
$Q=Qn\ (\Delta t / 50)^n$

- Maximum working pressure 10 bar
- Maximum working temperature 95°C

TESI BENCH
vertical

22 elements, height 302 mm, total lenght 1014 mm. Ivory finish (cod. 02). Configuration cod. 08. SEAT NOT SUPPLIED

TESI BENCH VERTICAL is a particular version of the classical Tesi tubular radiators. It is composed of columns going from 4 up to 6 and of the following number of elements: 22, 28, 32, 36, 38, 45, 52.
The lengths are from 1014 mm to 2364 mm and it is 300 mm high.
Perfect and for private installations or for public areas (gym, nursery, school...). The seat is not supplied.
The technical drawing refers to TESI BENCH VERTICAL with 22 sections.

TESI BENCH
vertical

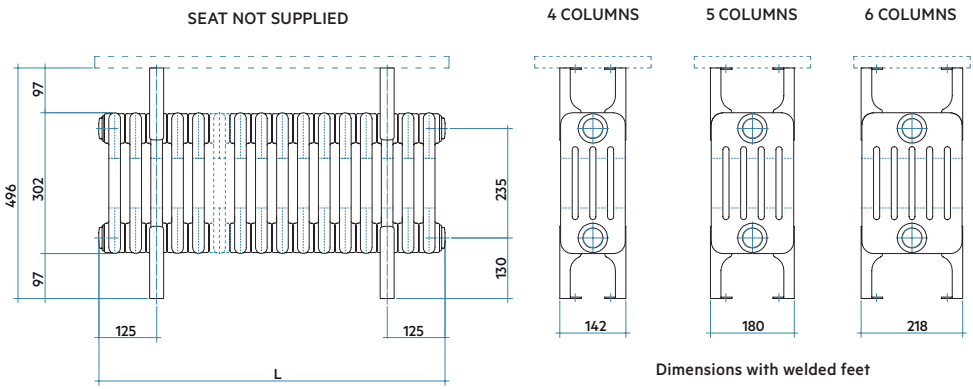

Dimensions with welded feet

CE 01 EN442-1 EN 442 EURONORM

Chart for feet's positioning

			Feet Position			
Columns	n° sections	n° welded feet	1°	2°	3°	4°
4 - 5 - 6	22	2	3rd el	20th el	-	-
4 - 5 - 6	28	2	3rd el	26th el	-	-
4 - 5 - 6	32	3	3rd el	16th el	30th el	-
4 - 5 - 6	36	3	3rd el	18th el	34th el	-
4 - 5 - 6	38	4	3rd el	14th el	25th el	36th el
4 - 5 - 6	45	4	3rd el	16th el	30th el	43th el
4 - 5 - 6	52	4	3rd el	18th el	35th el	50th el

(*) Thanks to the high performance of Irsap TESI BENCH VERTICAL radiators, the ideal Δt for low temperature projects is Δt at 30°C.

Finishes available: see pag. 326.

For Δt different from 50°C use the formula:
$Q=Qn\ (\Delta t / 50)^n$

- Maximum working pressure 10 bar
- Maximum working temperature 95°C

TESI BENCH
horizontal

6 elements, lenght 1500 mm. Ivory finish (cod. 02). Configuration cod. 08. SEAT NOT SUPPLIED

TESI BENCH HORIZONTAL is a particular version of the classical TESI tubular radiators. It is composed of columns going from 3 up to 6 and of the following number of elements: 4, 5, 6, 7, 8.
The seat is not supplied.

For TESI BENCH HORIZONTAL 1200 and 1500 mm lenght there are 2 supports; for TESI BENCH HORIZONTAL 1800, 2000, 2200 and 2500 mm there are 3 supports.

TESI BENCH
horizontal

SEAT NOT SUPPLIED

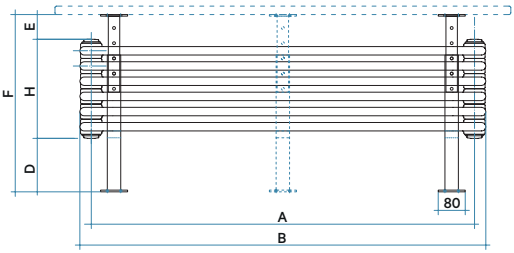

3 COLUMNS 4 COLUMNS 5 COLUMNS 6 COLUMNS

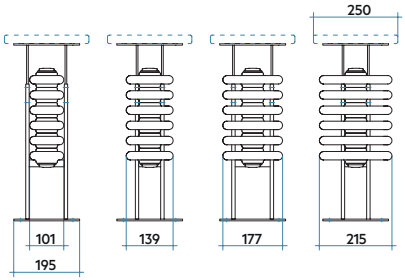

Dimensions of foot

(*) Thanks to the high performance of Irsap TESI BENCH HORIZONTAL radiators, the ideal Δt for low temperature projects is Δt at 30°C.

Finishes available: see pag. 326.

For Δt different from 50°C use the formula:
$Q=Qn\ (\Delta t\ /\ 50)^n$

- Maximum working pressure 10 bar
- Maximum working temperature 95°C

ARPA

Radiators

Modern homes demand extremely practical and aesthetically attractive products.
ARPA radiators blend into their surroundings with discreet elegance to offer always the highest possible comfort.
The products' extreme modularity allows their use in any interior context.

ARPA 12
vertical

30 elements, height 1820 mm, lenght 544 mm. Medium Grey finish (cod. 4D). Configuration cod. 01.

The sober verticality of the ARPA 12 radiator represents a modern aesthetic that integrates into any environment.
The style of ARPA 12 is completed in the modular functionality.

Available in 15 heights, from 4 to 60 elements in even number and thermal power from 54 to 3326 Watt.

ARPA 12
vertical

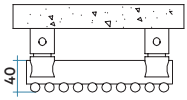

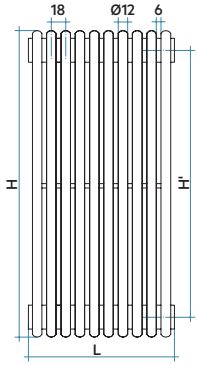

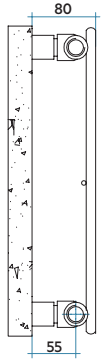

CE 17
EN442-1

Model	Depth	Height	Conn. centre	Weight	Cap.	Thermal Power Δt=50°C	**Δt=50°C**	Δt=40°C	**Δt=30°C**	Δt=20°C	Exp.
	mm	H mm	H' mm	Kg	lt	Btu/h	**Watt**	Watt	**Watt (*)**	Watt	n.
520	40	520	470	0,23	0,06	46,4	**13,6**	10,2	**7,1**	4,2	1,270
550	40	550	500	0,24	0,06	48,8	**14,3**	10,8	**7,5**	4,5	1,273
650	40	650	600	0,27	0,07	57,3	**16,8**	12,6	**8,7**	5,2	1,281
670	40	670	620	0,27	0,07	59,0	**17,3**	13,0	**9,0**	5,3	1,283
700	40	700	650	0,28	0,07	61,4	**18,0**	13,5	**9,3**	5,5	1,285
750	40	750	700	0,29	0,07	65,5	**19,2**	14,4	**9,9**	5,9	1,290
850	40	850	800	0,33	0,08	73,7	**21,6**	16,2	**11,1**	6,6	1,298
870	40	870	820	0,34	0,08	75,4	**22,1**	16,5	**11,4**	6,7	1,300
920	40	920	870	0,35	0,09	79,2	**23,2**	17,3	**11,9**	7,0	1,304
1220	40	1220	1170	0,45	0,10	103,4	**30,3**	22,7	**15,6**	9,2	1,302
1520	40	1520	1470	0,54	0,13	126,9	**37,2**	27,8	**19,1**	11,3	1,301
1820	40	1820	1770	0,64	0,15	149,8	**43,9**	32,9	**22,6**	13,4	1,298
2020	40	2020	1970	0,70	0,17	165,1	**48,4**	36,2	**25,0**	14,8	1,297
2220	40	2220	2170	0,77	0,18	180,2	**52,8**	39,5	**27,2**	16,1	1,295
2520	40	2520	2470	0,87	0,20	202,7	**59,4**	44,5	**30,7**	18,2	1,292

(*) Thanks to the high performance of Irsap ARPA 12 Vertical radiators, the ideal Δt for low temperature projects is Δt at 30°C.
For Δt different from 50°C use the formula:
$Q=Qn\ (\Delta t\ /\ 50)^n$
Finishes available: see pag. 326.

- Maximum working pressure 10 bar
- Maximum working temperature 95°C

MANIFOLDS: Prearrangement for bottom connections with 1/2" welded fittings and internal baffle.

ARPA 12
horizontal

30 elements, height 544 mm, lenght 1820 mm. Sunstone finish (cod. 2D). Configuration cod. 01.

ARPA 12 Horizontal represents the aesthetic evolution of the decorative radiator, thanks to its longitudinal development and the squared profile of the elements. Every caloric need is met by the modularity and breadth of range.
There are 15 proposed widths, from 4 to 60 elements in even number and thermal powers from 115 to 3394 Watt.

ARPA 12
horizontal

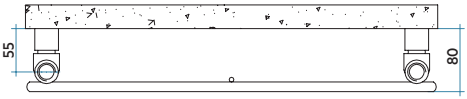

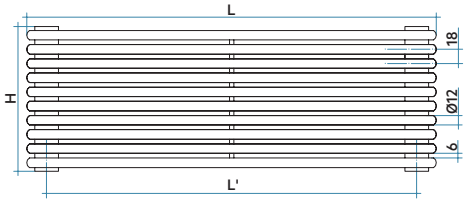

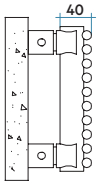

CE 17
EN442-1
EN 442 EURONORM

Model	Depth	Lenght	Conn. centre	Weight	Capacity
	mm	L mm	L' mm	Kg	lt
520	40	520	470	0,23	0,06
550	40	550	500	0,24	0,06
650	40	650	600	0,27	0,07
670	40	670	620	0,27	0,07
700	40	700	650	0,28	0,07
750	40	750	700	0,29	0,07
850	40	850	800	0,33	0,08
870	40	870	820	0,34	0,08
920	40	920	870	0,35	0,09
1220	40	1220	1170	0,45	0,10
1520	40	1520	1470	0,54	0,13
1820	40	1820	1770	0,64	0,15
2020	40	2020	1970	0,70	0,17
2220	40	2220	2170	0,77	0,18
2520	40	2520	2470	0,87	0,20

ARPA 12 Horizontal: Power in Watt for linear metre

N. el.	4	6	8	10	12	14	16	18	20	22	24	26	28	30	32	34	36	38	40	42	44	46	48	50	52	54	56	58	60
Btu/h Δt 50°C	754,5	920,9	1087,3	1253,6	1420,0	1586,3	1752,7	1919,1	2085,4	2251,8	2418,1	2592,3	2760,9	2924,8	3083,2	3236,5	3384,3	3527,3	3665,6	3798,4	3926,8	4050,0	4168,8	4282,9	4392,5	4497,3	4598,0	4694,3	4786,4
Watt Δt 50°C	221,0	269,7	318,5	367,2	415,9	464,7	513,4	562,1	610,8	659,6	708,3	759,3	808,7	856,7	903,1	948,0	991,3	1033,2	1073,7	1112,6	1150,2	1186,3	1221,1	1254,5	1286,6	1317,3	1346,8	1375,0	1402,0
Watt Δt 40°C	165,7	202,3	239,1	275,9	312,8	350,3	387,9	425,8	462,5	499,3	541,1	580,6	619,0	656,4	692,6	727,9	762,1	795,2	827,3	858,3	888,3	913,7	937,9	960,9	982,8	1003,5	1023,2	1041,7	1059,3
Watt Δt 30°C*	114,2	139,7	165,2	190,8	216,6	243,3	270,3	297,6	323,2	348,7	382,3	410,8	438,5	465,6	492,0	517,8	542,9	567,4	591,2	614,2	636,7	652,6	667,5	681,4	694,5	706,6	717,9	728,3	738,0
Watt Δt 20°C	67,6	82,8	98,1	113,5	129,0	145,6	162,5	179,7	195,0	210,2	234,4	252,3	269,8	287,0	303,8	320,4	336,7	352,6	368,1	383,3	398,2	406,1	413,3	419,8	425,7	431,0	435,7	439,8	443,4
Modification index	1,292	1,289	1,285	1,282	1,277	1,267	1,256	1,245	1,246	1,248	1,207	1,203	1,198	1,194	1,189	1,184	1,179	1,173	1,168	1,163	1,158	1,170	1,182	1,195	1,207	1,219	1,232	1,244	1,256

(*) Thanks to the high performance of Irsap ARPA 12 Horizontal radiators, the ideal Δt for low temperature projects is Δt at 30°C.

For Δt different from 50°C use the formula:

$Q=Qn\ (\Delta t / 50)^n$

Finishes available: see pag. 326.

- Maximum working pressure 10 bar
- Maximum working temperature 95°C

MANIFOLDS: Prearrangement for side connections with 1/2" welded fittings and internal baffle.

ARPA 12_2
vertical

30 elements, height 2220 mm, lenght 544 mm. Ice finish (cod. 3P). Configuration cod. 01.

ARPA 12_2, a double version of ARPA 12, with a strong identity, is ideal for environments that require a higher caloric yield.
Thin tubes follow each other creating a unique and light shape.

Available in 15 heights, from 4 to 60 elements in even number and thermal powers from 84 to 3365 Watt.

ARPA 12_2
vertical

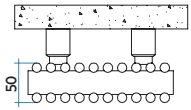

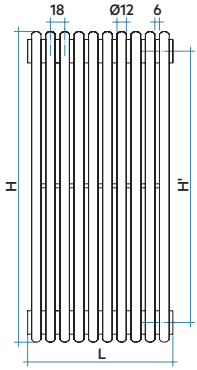



CE 17
EN442-1

Model	Depth	Height	Conn. centre	Weight	Cap.	Thermal Power Δt=50°C	**Δt=50°C**	Δt=40°C	**Δt=30°C**	Δt=20°C	Exp.
	mm	H mm	H' mm	Kg	lt	Btu/h	**Watt**	Watt	**Watt (*)**	Watt	n.
520	50	520	470	0,39	0,10	71,3	**20,9**	15,7	**10,8**	6,4	1,290
550	50	550	500	0,41	0,10	74,7	**21,9**	16,4	**11,3**	6,7	1,294
650	50	650	600	0,47	0,11	86,3	**25,3**	18,9	**13,0**	7,7	1,304
670	50	670	620	0,49	0,12	88,4	**25,9**	19,4	**13,3**	7,8	1,306
700	50	700	650	0,51	0,12	91,8	**26,9**	20,1	**13,8**	8,1	1,309
750	50	750	700	0,54	0,13	97,6	**28,6**	21,3	**14,6**	8,6	1,315
850	50	850	800	0,60	0,14	108,5	**31,8**	23,7	**16,2**	9,4	1,325
870	50	870	820	0,62	0,15	110,9	**32,5**	24,2	**16,5**	9,6	1,327
920	50	920	870	0,65	0,15	116,0	**34,0**	25,2	**17,2**	10,0	1,333
1220	50	1220	1170	0,94	0,20	148,1	**43,4**	32,3	**22,0**	12,8	1,328
1520	50	1520	1470	1,03	0,24	179,1	**52,5**	39,1	**26,7**	15,6	1,324
1820	50	1820	1770	1,22	0,28	209,8	**61,5**	45,8	**31,3**	18,3	1,321
2020	50	2020	1970	1,35	0,31	229,6	**67,3**	50,1	**34,3**	20,1	1,319
2220	50	2220	2170	1,48	0,34	249,8	**73,2**	54,6	**37,4**	21,9	1,317
2520	50	2520	2470	1,67	0,39	279,1	**81,8**	61,0	**41,8**	24,5	1,314

(*) Thanks to the high performance of Irsap ARPA 12_2 Vertical radiators, the ideal Δt for low temperature projects is Δt at 30°C.
For Δt different from 50°C use the formula:
$Q=Qn\ (\Delta t / 50)^n$
Finishes available: see pag. 326.

- Maximum working pressure 10 bar
- Maximum working temperature 95°C

MANIFOLDS: Prearrangement for bottom connections with 1/2" welded fittings and internal baffle.

ARPA 12_2
horizontal

30 elements, height 544 mm, lenght 2220 mm. Matt Sage Green finish (cod. 2V). Configuration cod. 01.

ARPA 12_2 Horizontal represents the aesthetic evolution of the decorative radiator, thanks to its longitudinal development and the squared profile of the elements. Every caloric need is met by the modularity and breadth of range.
There are 15 proposed widths, from 4 to 60 elements in even number and thermal power from 120 to 3388 Watt.

ARPA 12_2
horizontal



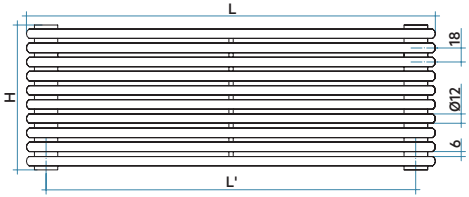

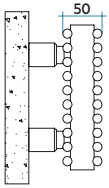

CE 17
EN442-1
EN 442 EURONORM

Model	Depth	Lenght	Conn. centre	Weight	Capacity
	mm	L mm	L' mm	Kg	lt
520	50	520	470	0,39	0,10
550	50	550	500	0,41	0,10
650	50	650	600	0,47	0,11
670	50	670	620	0,49	0,12
700	50	700	650	0,51	0,12
750	50	750	700	0,54	0,13
850	50	850	800	0,60	0,14
870	50	870	820	0,62	0,15
920	50	920	870	0,65	0,15
1220	50	1220	1170	0,94	0,20
1520	50	1520	1470	1,03	0,24
1820	50	1820	1770	1,22	0,28
2020	50	2020	1970	1,35	0,31
2220	50	2220	2170	1,48	0,34
2520	50	2520	2470	1,67	0,39

ARPA 12_2 Horizontal: Power in Watt for linear metre

N. el.	4	6	8	10	12	14	16	18	20	22	24	26	28	30	32	34	36	38	40	42	44	46	48	50	52	54	56	58	60
Btu/h Δt 50°C	785,6	1062,8	1339,9	1617,1	1894,2	2171,3	2448,5	2725,6	3002,8	3279,9	3557,0	3731,8	3903,6	4072,9	4239,5	4404,7	4567,9	4730,1	4890,9	5051,0	5210,1	5368,9	5526,9	5684,7	5842,0	5999,4	6156,8	6314,2	6471,6
Watt Δt 50°C	230,1	311,3	392,5	473,7	554,8	636,0	717,2	798,4	879,5	960,7	1041,9	1093,1	1143,4	1193,0	1241,8	1290,2	1338,0	1385,5	1432,6	1479,5	1526,1	1572,6	1618,9	1665,1	1711,2	1757,3	1803,4	1849,5	1895,6
Watt Δt 40°C	175,2	236,9	298,5	359,7	423,2	487,3	547,2	606,5	664,1	721,0	797,6	835,0	871,5	907,3	942,3	978,7	1014,7	1050,4	1085,9	1121,1	1156,1	1190,9	1225,5	1260,0	1294,4	1328,8	1363,2	1397,5	1431,8
Watt Δt 30°C*	123,3	166,6	209,7	252,3	298,5	345,7	386,0	425,5	462,3	498,0	565,2	590,0	614,0	637,4	660,2	685,5	710,4	735,1	759,6	784,0	808,2	832,1	855,9	879,6	903,2	926,8	950,3	973,8	997,3
Watt Δt 20°C	75,1	101,4	127,6	153,0	182,5	213,1	236,1	258,2	277,5	295,7	347,8	361,6	374,8	387,6	399,8	414,9	429,8	444,5	459,1	473,6	487,9	502,1	516,1	530,0	543,9	557,7	571,5	585,3	599,0
Modification index	1,222	1,224	1,227	1,233	1,213	1,194	1,213	1,232	1,259	1,286	1,197	1,207	1,217	1,227	1,237	1,238	1,239	1,241	1,242	1,243	1,244	1,246	1,248	1,249	1,251	1,253	1,254	1,256	1,257

(*) Thanks to the high performance of Irsap ARPA 12_2 Horizontal radiators, the ideal Δt for low temperature projects is Δt at 30°C.

For Δt different from 50°C use the formula:

$Q=Qn\ (\Delta t\ /\ 50)^n$

Finishes available: see pag. 326.

- Maximum working pressure 10 bar
- Maximum working temperature 95°C

MANIFOLDS: Prearrangement for side connections with 1/2" welded fittings and internal baffle.

ARPA 18
vertical

20 elements, height 2220 mm, lenght 541 mm. Quartz 1 finish (cod. 1C). Configuration cod. 01.

The sober verticality of ARPA 18 represents a modern aesthetic that integrates into any environment.
The style of ARPA 18 is completed in the modular functionality.

Available in 15 heights, from 4 to 60 elements in even number and thermal power from 80 to 3365 Watt.

ARPA 18
vertical

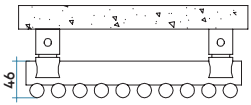

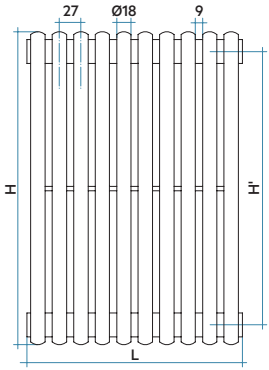

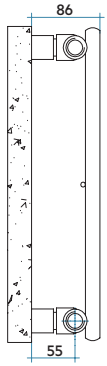

CE 18
EN442-1

Model	Depth	Height	Conn. centre	Weight	Cap.	Thermal Power Δt=50°C	**Δt=50°C**	Δt=40°C	**Δt=30°C**	Δt=20°C	Exp.
	mm	H mm	H' mm	Kg	lt	Btu/h	**Watt**	Watt	**Watt (*)**	Watt	n.
520	46	520	470	0,30	0,13	68,6	**20,1**	15,1	**10,5**	6,2	1,280
550	46	550	500	0,32	0,13	72,3	**21,2**	15,9	**11,0**	6,6	1,281
650	46	650	600	0,36	0,15	84,3	**24,7**	18,6	**12,8**	7,6	1,282
670	46	670	620	0,37	0,16	86,7	**25,4**	19,1	**13,2**	7,8	1,282
700	46	700	650	0,39	0,16	90,4	**26,5**	19,9	**13,8**	8,2	1,283
750	46	750	700	0,41	0,17	96,2	**28,2**	21,2	**14,6**	8,7	1,284
850	46	850	800	0,45	0,19	108,2	**31,7**	23,8	**16,4**	9,8	1,285
870	46	870	820	0,46	0,20	110,2	**32,3**	24,2	**16,8**	10,0	1,285
920	46	920	870	0,49	0,20	116,4	**34,1**	25,6	**17,7**	10,5	1,286
1220	46	1220	1170	0,62	0,26	150,5	**44,1**	33,2	**23,0**	13,7	1,277
1520	46	1520	1470	0,76	0,32	184,3	**54,0**	40,7	**28,2**	16,9	1,269
1820	46	1820	1770	0,90	0,38	217,4	**63,7**	47,9	**33,2**	19,8	1,273
2020	46	2020	1970	0,99	0,42	239,2	**70,1**	52,7	**36,5**	21,8	1,276
2220	46	2220	2170	1,08	0,46	260,7	**76,4**	57,4	**39,8**	23,7	1,279
2520	46	2520	2470	1,22	0,52	292,4	**85,7**	64,3	**44,5**	26,4	1,284

(*) Thanks to the high performance of Irsap ARPA 18 Vertical radiators, the ideal Δt for low temperature projects is Δt at 30°C.
For Δt different from 50°C use the formula:
$Q=Qn\ (\Delta t / 50)^n$
Finishes available: see pag. 326.

- Maximum working pressure 10 bar
- Maximum working temperature 95°C

MANIFOLDS: Prearrangement for bottom connections with 1/2" welded fittings and internal baffle.

ARPA 18
horizontal

20 elements, height 541 mm, lenght 2020 mm. Pearl Grey finish (cod. L6). Configuration cod. 01.

ARPA 18 Horizontal represents the aesthetic evolution of the furnishing radiator, thanks to its longitudinal development.

Performance is guaranteed even at low temperatures. There are 15 proposed widths, from 4 to 60 elements in even number and thermal powers from 129 to 3336 Watt.

ARPA 18
horizontal

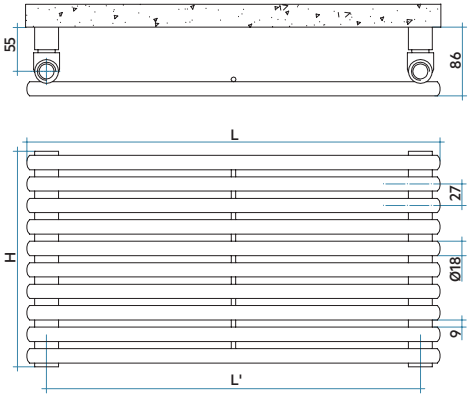

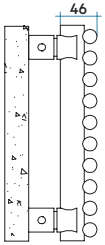

CE 18
EN442-1

EN 442 EURONORM

Model	Depth	Lenght	Conn. centre	Weight	Capacity
	mm	L mm	L' mm	Kg	lt
520	46	520	470	0,30	0,13
550	46	550	500	0,32	0,13
650	46	650	600	0,36	0,15
670	46	670	620	0,37	0,16
700	46	700	650	0,39	0,16
750	46	750	700	0,41	0,17
850	46	850	800	0,45	0,19
870	46	870	820	0,46	0,20
920	46	920	870	0,49	0,20
1220	46	1220	1170	0,62	0,26
1520	46	1520	1470	0,76	0,32
1820	46	1820	1770	0,90	0,38
2020	46	2020	1970	0,99	0,42
2220	46	2220	2170	1,08	0,46
2520	46	2520	2470	1,22	0,52

ARPA 18 Horizontal: Power in Watt for linear metre

N. el.	4	6	8	10	12	14	16	18	20	22	24	26	28	30	32	34	36	38	40	42	44	46	48	50	52	54	56	58	60
Btu/h Δt 50°C	849,7	1081,3	1312,9	1544,4	1776,0	2007,6	2239,1	2470,7	2710,4	2942,2	3161,7	3381,6	3589,8	3790,6	3983,8	4169,5	4348,4	4519,8	4684,7	4900,9	5117,1	5333,3	5549,4	5765,6	5981,8	6198,0	6414,2	6630,4	6846,6
Watt Δt 50°C	248,9	316,7	384,6	452,4	520,2	588,0	655,9	723,7	793,9	861,8	926,1	990,5	1051,5	1110,3	1166,9	1221,3	1273,7	1323,9	1372,2	1435,5	1498,8	1562,2	1625,5	1688,8	1752,1	1815,5	1878,8	1942,1	2005,4
Watt Δt 40°C	187,3	238,6	289,9	341,3	392,8	445,1	497,6	550,2	606,0	660,5	712,5	765,2	811,1	855,2	897,5	935,2	971,0	1004,8	1036,9	1096,0	1144,7	1193,5	1244,4	1295,5	1341,4	1400,4	1450,4	1500,4	1550,6
Watt Δt 30°C*	129,9	165,5	201,3	237,3	273,4	310,8	348,5	386,5	427,9	468,7	508,2	548,6	580,4	610,8	639,8	662,9	684,4	704,2	722,6	773,9	808,7	843,6	881,8	920,5	950,6	1002,1	1038,9	1075,8	1112,9
Watt Δt 20°C	77,5	98,9	120,5	142,2	164,1	187,3	211,0	234,9	261,9	289,0	315,6	343,3	362,2	380,1	397,0	408,1	418,0	426,7	434,3	474,0	495,6	517,3	542,7	568,6	585,0	625,3	649,2	673,2	697,3
Modification index	1,274	1,270	1,267	1,263	1,259	1,248	1,238	1,228	1,210	1,192	1,175	1,157	1,163	1,170	1,177	1,196	1,216	1,236	1,256	1,209	1,208	1,206	1,197	1,188	1,197	1,163	1,160	1,156	1,153

(*) Thanks to the high performance of Irsap ARPA 18 Horizontal radiators, the ideal Δt for low temperature projects is Δt at 30°C.

For Δt different from 50°C use the formula:

Q=Qn (Δt / 50)^n

Finishes available: see pag. 326.

- Maximum working pressure 10 bar
- Maximum working temperature 95°C

MANIFOLDS: Prearrangement for side connections with 1/2" welded fittings and internal baffle.

ARPA 18_2
vertical

20 elements, height 2020 mm, lenght 541 mm. Sablé finish (cod. Y4). Configuration cod. 01.

The sober verticality of ARPA 18_2 represents a modern aesthetic that integrates into any environment. The style of ARPA 18 is completed in modular functionality.

Available in 15 heights, from 4 to 60 elements in even number and thermal powers from 124 to 3708 Watt.

ARPA 18_2
vertical

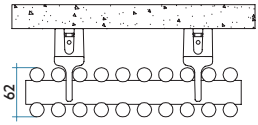

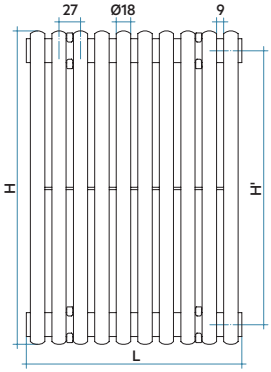

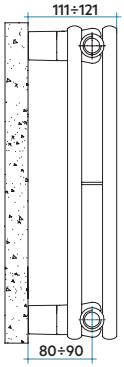

CE 18
EN442-1

Model	Depth	Height	Conn. centre	Weight	Cap.	Thermal Power Δt=50°C	**Δt=50°C**	Δt=40°C	**Δt=30°C**	Δt=20°C	Exp.
	mm	H mm	H' mm	Kg	lt	Btu/h	**Watt**	Watt	**Watt (*)**	Watt	n.
520	62	520	470	0,54	0,23	106,1	**31,1**	23,3	**16,0**	9,5	1,296
550	62	550	500	0,57	0,24	111,6	**32,7**	24,5	**16,9**	10,0	1,296
650	62	650	600	0,66	0,28	129,3	**37,9**	28,4	**19,5**	11,5	1,298
670	62	670	620	0,68	0,29	132,7	**38,9**	29,1	**20,0**	11,8	1,298
700	62	700	650	0,71	0,30	138,2	**40,5**	30,3	**20,9**	12,3	1,299
750	62	750	700	0,75	0,32	146,7	**43,0**	32,2	**22,1**	13,1	1,300
850	62	850	800	0,84	0,36	163,8	**48,0**	35,9	**24,7**	14,6	1,302
870	62	870	820	0,86	0,37	169,8	**49,8**	37,2	**25,6**	15,1	1,302
920	62	920	870	0,91	0,39	175,7	**51,5**	38,5	**26,5**	15,6	1,303
1220	62	1220	1170	1,18	0,50	224,5	**65,8**	49,1	**33,7**	19,8	1,308
1520	62	1520	1470	1,46	0,62	271,3	**79,5**	59,3	**40,7**	23,9	1,312
1820	62	1820	1770	1,73	0,74	316,3	**92,7**	69,1	**47,3**	27,7	1,319
2020	62	2020	1970	1,92	0,82	345,3	**101,2**	75,3	**51,5**	30,1	1,324
2220	62	2220	2170	2,10	0,90	373,6	**109,5**	81,4	**55,5**	32,4	1,329
2520	62	2520	2470	2,37	1,01	414,9	**121,6**	90,3	**61,5**	35,8	1,336

(*) Thanks to the high performance of Irsap ARPA 18_2 Vertical radiators, the ideal Δt for low temperature projects is Δt at 30°C.
For Δt different from 50°C use the formula:
$Q=Qn\ (\Delta t / 50)^n$
Finishes available: see pag. 326.

- Maximum working pressure 10 bar
- Maximum working temperature 95°C

MANIFOLDS: Prearrangement for bottom connections with 1/2" welded fittings and internal baffle.

ARPA 18_2
horizontal

20 elements, height 541 mm, lenght 2020 mm. Matt Black finish (cod. K1). Configuration cod. 01.

ARPA 18_2 Horizontal represents the aesthetic evolution of the decorative radiator, thanks to its longitudinal development.
Every caloric need is met by the modularity and breadth of range.

There are 15 proposed widths, from 4 to 60 elements in even number and thermal power from 165 to 3739 Watt.

ARPA 18_2
horizontal

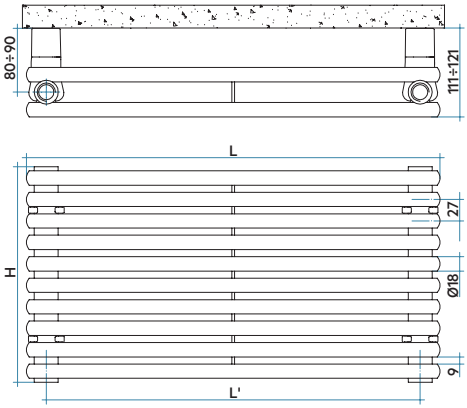

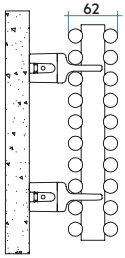

CE 18
EN442-1
EN 442 EURONORM

Model	Depth	Lenght	Conn. centre	Weight	Capacity
	mm	L mm	L' mm	Kg	lt
520	62	520	470	0,54	0,23
550	62	550	500	0,57	0,24
650	62	650	600	0,66	0,28
670	62	670	620	0,68	0,29
700	62	700	650	0,71	0,30
750	62	750	700	0,75	0,32
850	62	850	800	0,84	0,36
870	62	870	820	0,86	0,37
920	62	920	870	0,91	0,39
1220	62	1220	1170	1,18	0,50
1520	62	1520	1470	1,46	0,62
1820	62	1820	1770	1,73	0,74
2020	62	2020	1970	1,92	0,82
2220	62	2220	2170	2,10	0,90
2520	62	2520	2470	2,37	1,01

ARPA 18_2 Horizontal: Power in Watt for linear metre

N. el.	4	6	8	10	12	14	16	18	20	22	24	26	28	30	32	34	36	38	40	42	44	46	48	50	52	54	56	58	60
Btu/h Δt 50°C	1082,6	1464,4	1846,3	2228,2	2610,1	2992,0	3373,9	3755,7	4066,1	4351,5	4607,9	4850,3	5065,0	5258,6	5431,3	5568,2	5719,1	5835,9	5936,3	6221,2	6506,1	6791,0	7075,9	7360,9	7645,8	7930,7	8215,6	8500,6	8785,5
Watt Δt 50°C	317,1	429,0	540,8	652,7	764,5	876,4	988,2	1100,1	1191,0	1274,6	1349,7	1420,7	1483,6	1540,3	1590,9	1631,0	1675,2	1709,4	1738,8	1822,3	1905,7	1989,2	2072,6	2156,1	2239,5	2323,0	2406,5	2489,9	2573,4
Watt Δt 40°C	242,4	327,7	412,9	497,6	585,5	674,0	756,9	834,8	903,1	965,8	1022,0	1075,0	1122,4	1165,1	1203,2	1232,8	1265,3	1290,3	1311,6	1377,0	1437,2	1504,6	1567,5	1630,3	1693,1	1755,9	1818,6	1881,4	1944,1
Watt Δt 30°C*	171,4	231,6	291,6	350,8	415,0	480,5	536,6	584,9	632,2	675,5	714,1	750,4	783,4	813,0	839,4	859,4	881,2	897,9	911,9	959,6	998,9	1049,8	1093,4	1137,0	1180,5	1224,0	1267,5	1310,9	1354,3
Watt Δt 20°C	105,2	142,0	178,6	214,3	255,5	298,2	330,5	354,2	382,4	408,0	430,8	452,2	471,9	489,6	505,3	516,8	529,2	538,6	546,4	576,7	598,2	632,1	658,1	684,2	710,1	736,1	762,0	787,8	813,7
Modification index	1,204	1,207	1,209	1,215	1,196	1,177	1,195	1,237	1,240	1,243	1,246	1,249	1,250	1,251	1,252	1,254	1,258	1,260	1,263	1,256	1,264	1,251	1,252	1,253	1,254	1,254	1,255	1,256	1,257

(*) Thanks to the high performance of Irsap ARPA 18_2 Horizontal radiators, the ideal Δt for low temperature projects is Δt at 30°C.

For Δt different from 50°C use the formula:

Q=Qn (Δt / 50)^n

Finishes available: see pag. 326.

- Maximum working pressure 10 bar
- Maximum working temperature 95°C

MANIFOLDS: Prearrangement for side connections with 1/2" welded fittings and internal baffle.

ARPA 23
vertical

26 elements, height 2020 mm, lenght 878 mm. Brown finish (cod. 09). Configuration cod. 01.

The ability to size the radiator with the highest level of flexibility and style. The ARPA 23 radiator represents a practical solution for every thermal power requirement.

ARPA 23 Verticale is available in 14 heights, from 4 to 40 elements and thermal powers from 104 to 3272 Watt.

ARPA 23
vertical

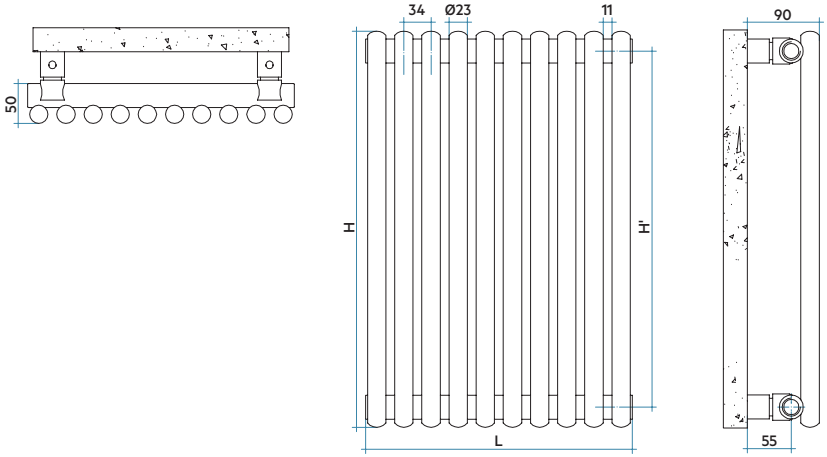

CE 14
EN442-1

Model	Depth	Height	Conn. centre	Weight	Cap.	Thermal Power Δt=50°C	**Δt=50°C**	Δt=40°C	**Δt=30°C**	Δt=20°C	Exp.
	mm	H mm	H' mm	Kg	lt	Btu/h	**Watt**	Watt	**Watt (*)**	Watt	n.
520	50	520	470	0,46	0,20	89,1	**26,1**	19,8	**13,8**	8,3	1,249
550	50	550	500	0,48	0,20	93,5	**27,4**	20,7	**14,5**	8,7	1,251
650	50	650	600	0,55	0,24	107,8	**31,6**	23,9	**16,6**	10,0	1,257
670	50	670	620	0,56	0,24	110,9	**32,5**	24,6	**17,1**	10,3	1,258
700	50	700	650	0,58	0,25	115,0	**33,7**	25,4	**17,7**	10,6	1,259
750	50	750	700	0,62	0,27	122,1	**35,8**	27,0	**18,8**	11,3	1,262
850	50	850	800	0,69	0,30	136,5	**40,0**	30,1	**20,9**	12,5	1,268
870	50	870	820	0,70	0,31	139,2	**40,8**	30,7	**21,3**	12,8	1,269
920	50	920	870	0,74	0,33	146,0	**42,8**	32,2	**22,4**	13,4	1,269
1220	50	1220	1170	0,95	0,42	187,3	**54,9**	41,3	**28,7**	17,1	1,271
1520	50	1520	1470	1,16	0,52	227,6	**66,7**	50,2	**34,8**	20,8	1,273
1820	50	1820	1770	1,37	0,62	267,5	**78,4**	58,8	**40,6**	24,1	1,287
2020	50	2020	1970	1,50	0,69	293,8	**86,1**	64,5	**44,4**	26,3	1,296
2520	50	2520	2470	1,85	0,85	359,3	**105,3**	79,1	**54,8**	32,6	1,280

(*) Thanks to the high performance of Irsap ARPA 23 Vertical radiators, the ideal Δt for low temperature projects is Δt at 30°C.
For Δt different from 50°C use the formula:
$Q=Qn\ (\Delta t / 50)^n$
Finishes available: see pag. 326.

- Maximum working pressure 8 bar
- Maximum working temperature 95°C

MANIFOLDS: Prearrangement for bottom connections with 1/2" welded fittings and internal baffle.

ARPA 23
horizontal

26 elements, height 878 mm, lenght 2020 mm. Brown finish (cod. 09). Configuration cod. 01.

Musical form that combines personality with functionality. Ideal, therefore, for small and large environments, even with low temperature systems.

ARPA 23 Horizontal is available in 14 widths, from 4 to 40 elements and thermal powers from 94 to 3302 Watt.

ARPA 23
horizontal

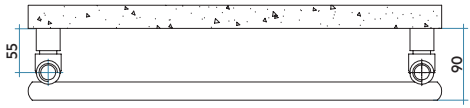



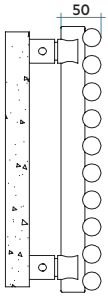

CE 14
EN442-1

Model	Depth	Lenght	Conn. centre	Weight	Capacity
	mm	L mm	L' mm	Kg	lt
520	50	520	470	0,46	0,20
550	50	550	500	0,48	0,20
650	50	650	600	0,55	0,24
670	50	670	620	0,56	0,24
700	50	700	650	0,58	0,25
750	50	750	700	0,62	0,27
850	50	850	800	0,69	0,30
870	50	870	820	0,70	0,31
920	50	920	870	0,74	0,33
1220	50	1220	1170	0,95	0,42
1520	50	1520	1470	1,16	0,52
1820	50	1820	1770	1,37	0,62
2020	50	2020	1970	1,50	0,69
2520	50	2520	2470	1,85	0,85

ARPA 23 Horizontal: Power in Watt for linear metre

N. el.	**4**	**6**	**8**	**10**	**12**	**14**	**16**	**18**	**20**	**22**	**24**	**26**	**28**	**30**	**32**	**34**	**36**	**38**	**40**
Btu/h Δt 50°C	617,3	946,7	1272,7	1594,7	1910,8	2221,1	2525,7	2823,7	3115,3	3400,0	3678,6	3950,3	4215,6	4474,0	4726,3	4972,1	5211,5	5444,3	5671,3
Watt Δt 50°C	180,8	277,3	372,8	467,1	559,7	650,6	739,8	827,1	912,5	995,9	1077,5	1157,1	1234,8	1310,5	1384,4	1456,4	1526,5	1594,7	1661,2
Watt Δt 40°C	137,4	210,9	283,7	355,7	426,6	497,1	566,5	634,9	700,2	764,0	826,2	885,5	943,0	999,1	1063,0	1119,2	1173,9	1227,4	1279,5
Watt Δt 30°C*	96,4	148,2	199,5	250,3	300,6	351,4	401,6	451,5	497,6	542,8	586,7	627,2	666,2	704,2	756,1	797,1	836,7	875,9	913,8
Watt Δt 20°C	58,5	90,1	121,4	152,6	183,5	215,5	247,3	279,3	307,5	335,3	362,1	385,7	408,2	430,1	467,8	494,0	519,2	544,4	568,6
Modification index	1,231	1,227	1,224	1,221	1,217	1,206	1,196	1,185	1,187	1,188	1,190	1,199	1,208	1,216	1,184	1,180	1,177	1,173	1,170

(*) Thanks to the high performance of Irsap ARPA 23 Horizontal radiators, the ideal Δt for low temperature projects is Δt at 30°C.

For Δt different from 50°C use the formula:

$Q=Qn\ (\Delta t\ /\ 50)^n$

Finishes available: see pag. 326.

- Maximum working pressure 8 bar
- Maximum working temperature 95°C

MANIFOLDS: Prearrangement for side connections with 1/2" welded fittings and internal baffle.

ARPA 23_2
vertical

18 elements, height 2020 mm, lenght 606 mm. Agave finish (cod. 9N). Configuration cod. 01.

The ability to size the radiator with the highest level of flexibility and style.
The ARPA 23_2 radiator represents a practical solution for every thermal power requirement.

ARPA 23_2 Vertical is available in 14 heights, from 4 to 40 elements and thermal powers from 161 to 3344 Watt.

ARPA 23_2
vertical

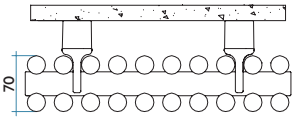

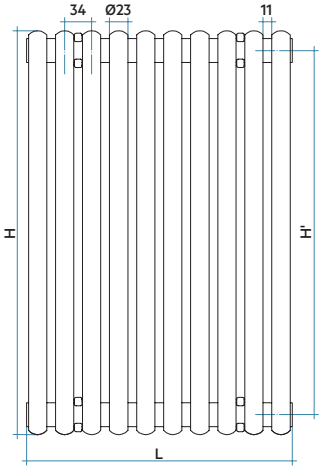



CE 14
EN442-1

EN 442 EURONORM

Model	Depth	Height	Conn. centre	Weight	Cap.	Thermal Power Δt=50°C	**Δt=50°C**	Δt=40°C	**Δt=30°C**	Δt=20°C	Exp.
	mm	H mm	H' mm	Kg	lt	Btu/h	**Watt**	Watt	**Watt (*)**	Watt	n.
520	70	520	470	0,80	0,36	137,2	**40,2**	30,2	**20,9**	12,4	1,280
550	70	550	500	0,85	0,38	143,3	**42,0**	31,6	**21,8**	13,0	1,281
650	70	650	600	1,00	0,45	162,8	**47,7**	35,8	**24,7**	14,7	1,285
670	70	670	620	1,03	0,46	166,5	**48,8**	36,6	**25,3**	15,0	1,286
700	70	700	650	1,08	0,48	172,3	**50,5**	37,9	**26,2**	15,5	1,287
750	70	750	700	1,15	0,52	181,9	**53,3**	40,0	**27,6**	16,4	1,289
850	70	850	800	1,31	0,59	201,3	**59,0**	44,2	**30,5**	18,0	1,293
870	70	870	820	1,33	0,54	205,1	**60,1**	45,0	**31,0**	18,4	1,294
920	70	920	870	1,38	0,63	214,6	**62,9**	47,1	**32,4**	19,2	1,297
1220	70	1220	1170	1,81	0,82	273,6	**80,2**	59,8	**40,9**	24,0	1,317
1520	70	1520	1470	2,20	1,04	335,4	**98,3**	72,9	**49,6**	28,9	1,337
1820	70	1820	1770	2,63	1,25	400,2	**117,3**	87,3	**59,7**	34,9	1,322
2020	70	2020	1970	2,89	1,34	446,3	**130,8**	97,6	**66,9**	39,3	1,312
2520	70	2520	2470	3,61	1,67	570,5	**167,2**	123,0	**82,9**	47,5	1,375

(*) Thanks to the high performance of Irsap ARPA 23_2 Vertical radiators, the ideal Δt for low temperature projects is Δt at 30°C.
For Δt different from 50°C use the formula:
$Q=Qn\ (\Delta t\ /\ 50)^n$
Finishes available: see pag. 326.

- Maximum working pressure 8 bar
- Maximum working temperature 95°C

MANIFOLDS: Prearrangement for bottom connections with 1/2" welded fittings and internal baffle.

ARPA 23_2
horizontal

18 elements, height 606 mm, lenght 1820 mm. Standard White finish (cod. 01). Configuration cod. 01.

Musical form that combines personality with functionality. Ideal, therefore, for small and large environments, even with low temperature systems.

ARPA 23_2 Horizontal is available in 14 widths, from 4 to 40 elements and thermal powers from 211 to 3062 Watt.

ARPA 23_2
horizontal

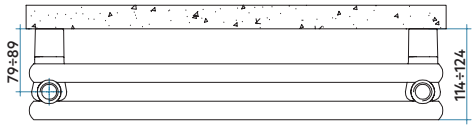



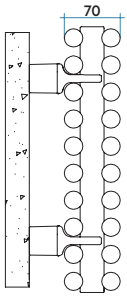

CE 14
EN442-1

EN 442 EURONORM

Model	Depth	Lenght	Conn. centre	Weight	Capacity
	mm	L mm	L' mm	Kg	lt
520	70	520	470	0,80	0,36
550	70	550	500	0,85	0,38
650	70	650	600	1,00	0,45
670	70	670	620	1,03	0,46
700	70	700	650	1,08	0,48
750	70	750	700	1,15	0,52
850	70	850	800	1,31	0,59
870	70	870	820	1,33	0,54
920	70	920	870	1,38	0,63
1220	70	1220	1170	1,81	0,82
1520	70	1520	1470	2,20	1,04
1820	70	1820	1770	2,63	1,25
2020	70	2020	1970	2,89	1,34
2520	70	2520	2470	3,61	1,67

ARPA 23_2 Horizontal: Power in Watt for linear metre

N. el.	**4**	**6**	**8**	**10**	**12**	**14**	**16**	**18**	**20**	**22**	**24**	**26**	**28**	**30**	**32**	**34**	**36**	**38**	**40**
Btu/h Δt 50°C	1388,5	1820,0	2206,1	2564,3	2902,9	3227,9	3542,0	3848,3	4147,7	4442,6	4733,2	5021,0	5306,0	5589,4	5871,4	6152,4	6433,0	6713,3	6993,6
Watt Δt 50°C	406,7	533,1	646,2	751,1	850,3	945,5	1037,5	1127,2	1214,9	1301,3	1386,4	1470,7	1554,2	1637,2	1719,8	1802,1	1884,3	1966,4	2048,5
Watt Δt 40°C	313,7	368,1	497,9	578,0	657,0	733,6	801,8	867,6	929,7	990,1	1064,0	1128,0	1191,5	1254,6	1317,3	1379,4	1441,6	1503,8	1565,9
Watt Δt 30°C*	224,4	228,3	355,8	412,3	471,1	529,0	575,1	619,1	658,5	696,0	756,4	801,2	845,8	890,1	934,0	977,2	1020,8	1064,2	1107,5
Watt Δt 20°C	140,0	116,5	221,6	256,2	294,8	333,6	360,1	384,8	405,0	423,5	467,7	494,7	521,9	548,7	575,4	601,2	627,5	653,7	679,7
Modification index	1,164	1,660	1,168	1,174	1,156	1,137	1,155	1,173	1,199	1,225	1,186	1,189	1,191	1,193	1,195	1,198	1,200	1,202	1,204

(*) Thanks to the high performance of Irsap ARPA 23 _2 Horizontal radiators, the ideal Δt for low temperature projects is Δt at 30°C.

For Δt different from 50°C use the formula:

$Q=Qn\ (\Delta t\ /\ 50)^n$

Finishes available: see pag. 326.

- Maximum working pressure 8 bar
- Maximum working temperature 95°C

MANIFOLDS: Prearrangement for side connections with 1/2" welded fittings and internal baffle.

SAX

Radiators

A sober profile, decided lines and great dimensional modularity are the characteristics that make SAX a unique and contemporary product.
The range includes both vertical and horizontal models and versions with a single or double row.

SAX
vertical

18 elements, height 1800 mm, lenght 720 mm. Matt Black (cod. K1). Configuration cod. 01. Designed by Synthesis Design

SAX Vertical with its rectangular profile, responds to modern furnishing trends, maintaining a slim line. Every caloric need is satisfied by the modularity of the heating elements.

SAX Vertical is available in 13 heights, from 4 to 40 elements and thermal powers from 109 to 3272 Watt.

SAX
vertical

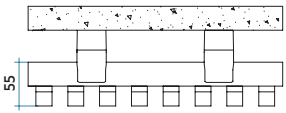

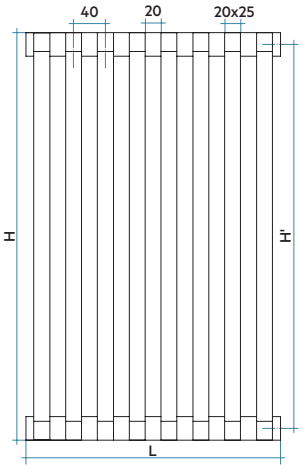

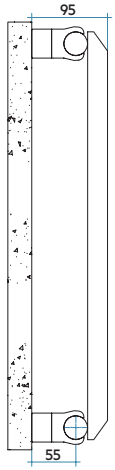

CE 10
EN442-1

EN 442 EURONORM

Model	Depth	Height	Conn. centre	Weight	Cap.	Thermal Power Δt=50°C	**Δt=50°C**	Δt=40°C	**Δt=30°C**	Δt=20°C	Exp.
	mm	H mm	H' mm	Kg	lt	Btu/h	**Watt**	Watt	**Watt (*)**	Watt	n.
500	55	500	470	0,47	0,24	93,1	**27,3**	20,7	**14,5**	8,8	1,233
530	55	530	500	0,49	0,25	97,9	**28,7**	21,8	**15,3**	9,2	1,234
630	55	630	600	0,56	0,29	113,4	**33,2**	25,2	**17,6**	10,7	1,240
650	55	650	620	0,57	0,30	116,5	**34,1**	25,9	**18,1**	11,0	1,241
680	55	680	650	0,59	0,32	121,1	**35,5**	26,9	**18,8**	11,4	1,242
730	55	730	700	0,63	0,34	128,8	**37,8**	28,6	**20,0**	12,1	1,245
830	55	830	800	0,70	0,38	144,1	**42,2**	32,0	**22,3**	13,4	1,250
850	55	850	820	0,71	0,38	147,2	**43,1**	32,6	**22,8**	13,7	1,251
900	55	900	870	0,75	0,40	154,8	**45,4**	34,3	**23,9**	14,4	1,254
1200	55	1200	1170	0,96	0,53	200,5	**58,8**	44,3	**30,8**	18,4	1,266
1500	55	1500	1470	1,17	0,65	246,7	**72,3**	54,4	**37,7**	22,5	1,273
1800	55	1800	1770	1,38	0,77	293,8	**86,1**	64,8	**44,9**	26,7	1,276
2000	55	2000	1970	1,52	0,85	325,9	**95,5**	71,9	**49,8**	29,7	1,275

(*) Thanks to the high performance of Irsap SAX Vertical radiators, the ideal Δt for low temperature projects is Δt at 30°C.

For Δt different from 50°C use the formula:

$Q=Qn\ (\Delta t\ /\ 50)^n$

Finishes available: see pag. 326.

- Maximum working pressure 4 bar
- Maximum working temperature 95°C

MANIFOLDS: Prearrangement for bottom connections with 1/2" welded fittings and internal baffle.

SAX
horizontal

18 elements, height 720 mm, lenght 1800 mm. Matt Light Grey finish (cod. 8N). Configuration cod. 01. Designed by Synthesis Design

SAX Horizontal represents the aesthetic evolution of the furnishing radiator, thanks to its longitudinal development and the squared profile of the elements. Every caloric need is met by the modularity and breadth of range.
SAX Horizontal is available in 13 heights, from 4 to 40 elements and thermal powers from 104 to 3163 Watt.

SAX
horizontal





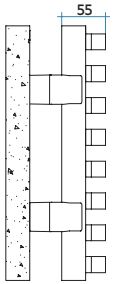

CE 10
EN442-1
EN 442 EURONORM

Model	Depth	Lenght	Conn. centre	Weight	Capacity
	mm	L mm	L' mm	Kg	lt
500	55	500	470	0,47	0,24
530	55	530	500	0,49	0,25
630	55	630	600	0,56	0,29
650	55	650	620	0,57	0,30
680	55	680	650	0,59	0,32
730	55	730	700	0,63	0,34
830	55	830	800	0,70	0,38
850	55	850	820	0,71	0,38
900	55	900	870	0,75	0,40
1200	55	1200	1170	0,96	0,53
1500	55	1500	1470	1,17	0,65
1800	55	1800	1770	1,38	0,77
2000	55	2000	1970	1,52	0,85

SAX Horizontal: Power in Watt for linear metre

N. el.	**4**	**6**	**8**	**10**	**12**	**14**	**16**	**18**	**20**	**22**	**24**	**26**	**28**	**30**	**32**	**34**	**36**	**38**	**40**
Btu/h Δt 50°C	710,8	1067,9	1420,6	1767,1	2107,8	2441,7	2768,8	3088,6	3401,7	3707,9	4007,0	4298,9	4584,3	4862,6	5134,0	5398,6	5656,7	5907,9	6152,7
Watt Δt 50°C	208,2	312,8	416,1	517,6	617,4	715,2	811,0	904,7	996,4	1086,1	1173,7	1259,2	1342,8	1424,3	1503,8	1581,3	1656,9	1730,5	1802,2
Watt Δt 40°C	156,9	235,8	313,9	390,7	466,4	540,8	617,0	688,2	757,7	825,6	892,0	956,8	1019,8	1081,2	1141,3	1199,6	1256,4	1311,9	1365,7
Watt Δt 30°C*	108,9	163,8	218,3	271,9	324,9	377,1	433,8	483,6	532,4	579,7	626,2	671,4	715,3	757,9	799,8	840,2	879,4	918,0	955,1
Watt Δt 20°C	65,1	98,1	130,8	163,2	195,1	226,9	264,0	294,2	323,7	352,2	380,3	407,6	433,9	459,4	484,5	508,6	531,9	555,0	577,0
Modification index	1,269	1,266	1,263	1,260	1,257	1,253	1,225	1,226	1,227	1,229	1,230	1,231	1,233	1,235	1,236	1,238	1,240	1,241	1,243

(*) Thanks to the high performance of Irsap SAX Horizontal radiators, the ideal Δt for low temperature projects is Δt at 30°C.

For Δt different from 50°C use the formula:

Q=Qn (Δt / 50)^n

Finishes available: see pag. 326.

- Maximum working pressure 4 bar
- Maximum working temperature 95°C

MANIFOLDS: Prearrangement for side connections with 1/2" welded fittings and internal baffle.

SAX 2
vertical

20 elements, height 2000 mm, lenght 800 mm. Ivory finish (cod. 02). Configuration cod. 80. Designed by Synthesis Design

Rigorous profile, strong lines and great dimensional modularity are the characteristics that make SAX 2 Vertical a unique and contemporary product.

SAX 2 Vertical is available in 13 heights, from 4 to 40 elements and thermal powers from 174 to 3262 Watt.

SAX 2
vertical

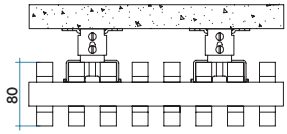

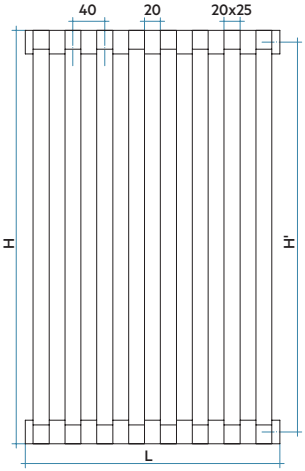



CE 10
EN442-1

EN 442 EURONORM

Model	Depth	Height	Conn. centre	Weight	Cap.	Thermal Power Δt=50°C	**Δt=50°C**	Δt=40°C	**Δt=30°C**	Δt=20°C	Exp.
	mm	H mm	H' mm	Kg	lt	Btu/h	**Watt**	Watt	**Watt (*)**	Watt	n.
500	80	500	470	0,82	0,44	148,7	**43,6**	32,8	**22,7**	13,5	1,278
530	80	530	500	0,86	0,47	156,8	**46,0**	34,5	**23,9**	14,2	1,279
630	80	630	600	1,00	0,55	183,3	**53,7**	40,4	**27,9**	16,6	1,282
650	80	650	620	1,03	0,57	188,5	**55,3**	41,5	**28,7**	17,1	1,283
680	80	680	650	1,07	0,59	196,4	**57,5**	43,2	**29,9**	17,8	1,284
730	80	730	700	1,14	0,63	209,3	**61,3**	46,0	**31,8**	18,9	1,285
830	80	830	800	1,28	0,71	234,8	**68,8**	51,6	**35,6**	21,1	1,289
850	80	850	820	1,31	0,73	239,8	**70,3**	52,7	**36,4**	21,6	1,289
900	80	900	870	1,38	0,77	252,4	**74,0**	55,5	**38,2**	22,7	1,291
1200	80	1200	1170	1,80	1,01	325,5	**95,4**	71,4	**49,2**	29,1	1,297
1500	80	1500	1470	2,22	1,26	395,4	**115,9**	86,8	**59,7**	35,3	1,297
1800	80	1800	1770	2,64	1,50	462,5	**135,6**	101,5	**69,8**	41,2	1,299
2000	80	2000	1970	2,92	1,66	505,8	**148,2**	110,9	**76,3**	45,0	1,301

(*) Thanks to the high performance of Irsap SAX 2 Vertical radiators, the ideal Δt for low temperature projects is Δt at 30°C.

For Δt different from 50°C use the formula:

$Q=Qn\ (\Delta t\ /\ 50)^n$

Finishes available: see pag. 326.

- Maximum working pressure 4 bar
- Maximum working temperature 95°C

MANIFOLDS: Prearrangement for bottom connections with 1/2" welded fittings and internal baffle.

SAX 2
horizontal

20 elements, height 800 mm, lenght 1800 mm. Woodland Green finish (cod. 19). Configuration cod. 01. Designed by Synthesis Design

SAX 2 Horizontal is ideal for environments with refined and original architectural lines, where the very shape of the radiator enhances and personalizes the environment.
SAX 2 Horizontal is available in 13 heights, from 4 to 40 elements and thermal powers from 205 to 3160 Watt.

SAX 2
horizontal





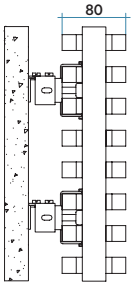

CE 10 EN442-1 EN 442 EURONORM

Model	Depth	Lenght	Conn. centre	Weight	Capacity
	mm	L mm	L' mm	Kg	lt
500	80	500	470	0,82	0,44
530	80	530	500	0,86	0,47
630	80	630	600	1,00	0,55
650	80	650	620	1,03	0,57
680	80	680	650	1,07	0,59
730	80	730	700	1,14	0,63
830	80	830	800	1,28	0,71
850	80	850	820	1,31	0,73
900	80	900	870	1,38	0,77
1200	80	1200	1170	1,80	1,01
1500	80	1500	1470	2,22	1,26
1800	80	1800	1770	2,64	1,50
2000	80	2000	1970	2,92	1,66

SAX 2 Horizontal: Power in Watt for linear metre

N. el.	**4**	**6**	**8**	**10**	**12**	**14**	**16**	**18**	**20**	**22**	**24**	**26**	**28**	**30**	**32**	**34**	**36**	**38**	**40**
Btu/h Δt 50°C	1398,7	1952,1	2465,6	2947,6	3404,1	3838,4	4252,8	4649,5	5029,5	5394,8	5745,8	6083,4	6408,4	6721,8	7023,6	7314,8	7595,8	7866,5	8128,1
Watt Δt 50°C	409,7	571,8	722,2	863,4	997,1	1124,3	1245,7	1361,9	1473,2	1580,2	1683,0	1781,9	1877,1	1968,9	2057,3	2142,6	2224,9	2304,2	2380,8
Watt Δt 40°C	307,3	429,2	542,4	648,9	749,7	845,9	938,5	1028,1	1114,1	1195,0	1272,5	1347,0	1418,9	1488,0	1554,5	1618,9	1680,7	1740,2	1797,7
Watt Δt 30°C*	212,1	296,4	375,0	449,0	519,1	586,2	651,5	715,5	777,2	833,6	887,4	939,0	989,2	1037,1	1083,1	1128,0	1170,7	1211,8	1251,5
Watt Δt 20°C	125,8	176,0	222,9	267,2	309,2	349,5	389,4	429,3	467,8	501,8	533,9	564,8	594,9	623,5	650,9	677,8	703,2	727,6	751,1
Modification index	1,289	1,286	1,283	1,280	1,278	1,275	1,269	1,260	1,252	1,252	1,253	1,254	1,254	1,255	1,256	1,256	1,257	1,258	1,259

(*) Thanks to the high performance of Irsap SAX 2 Horizontal radiators, the ideal Δt for low temperature projects is Δt at 30°C.

For Δt different from 50°C use the formula:

$Q=Qn\ (\Delta t / 50)^n$

Finishes available: see pag. 326.

- Maximum working pressure 4 bar
- Maximum working temperature 95°C

MANIFOLDS: Prearrangement for side connections with 1/2" welded fittings and internal baffle.

PIANO

Radiators

PIANO, represents the evolution of the "radiator" in shape and colour.
Great versatility and high thermal powers make this product ideal for both small and large environments, even with low-temperature systems.

PIANO
vertical

12 elements, height 1820 mm, lenght 680 mm. Ivory finish (cod. 02). Configuration cod. 80.

PIANO Vertical: the perfect mix of class, elegance and linearity. The flat geometry of the tubes and the wide range of sizes make Piano Verticale a very flexible radiator.

PIANO Vertical is available in 9 heights, from 4 to 30 elements and thermal powers from 136 to 3330 Watt.

PIANO
vertical

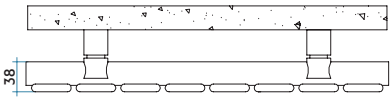

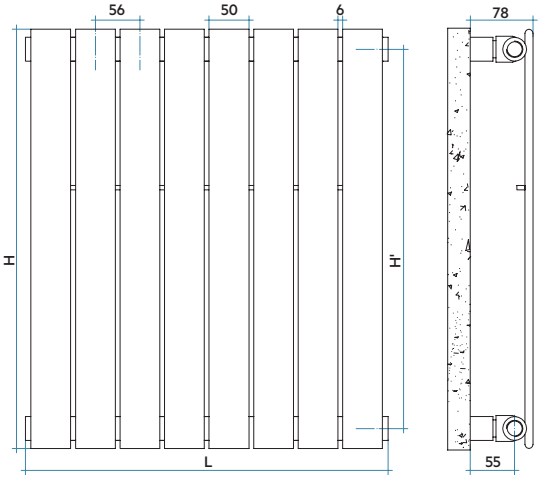

CE 08 EN442-1 EN 442 EURONORM

Model	Depth	Height	Conn. centre	Weight	Cap.	Thermal Power Δt=50°C	**Δt=50°C**	Δt=40°C	**Δt=30°C**	Δt=20°C	Exp.
	mm	H mm	H' mm	Kg	lt	Btu/h	**Watt**	Watt	**Watt (*)**	Watt	n.
520	38	520	470	0,64	0,25	116,3	**34,1**	25,6	**17,7**	10,6	1,280
700	38	700	650	0,82	0,31	152,7	**44,8**	33,5	**23,1**	13,7	1,295
920	38	920	870	1,04	0,39	195,3	**57,2**	42,7	**29,3**	17,2	1,314
1220	38	1220	1170	1,39	0,48	255,9	**75,0**	56,0	**38,4**	22,6	1,310
1520	38	1520	1470	1,64	0,60	315,3	**92,4**	69,0	**47,4**	27,9	1,306
1820	38	1820	1770	1,94	0,70	375,0	**109,9**	82,2	**56,5**	33,3	1,302
2020	38	2020	1970	2,14	0,77	415,0	**121,6**	91,0	**62,6**	37,0	1,300
2220	38	2220	2170	2,39	0,83	455,3	**133,5**	99,9	**68,8**	40,7	1,297
2520	38	2520	2470	2,64	0,94	516,4	**151,4**	113,4	**78,2**	46,3	1,293

(*) Thanks to the high performance of Irsap PIANO Vertical radiators, the ideal Δt for low temperature projects is Δt at 30°C.

For Δt different from 50°C use the formula:

$Q=Qn\ (\Delta t / 50)^n$

Finishes available: see pag. 326.

- Maximum working pressure 4 bar
- Maximum working temperature 95°C

MANIFOLDS: Prearrangement for bottom connections with 1/2" welded fittings and internal baffle.

PIANO
horizontal

12 elements, height 680 mm, lenght 1520 mm. North Sea Blue finish (cod. 1P). Configuration cod. 01.

PIANO in the horizontal version represents the interpretative flexibility of this radiator. The flat geometry of the tubes and the wide range of sizes make Piano a versatile radiator. PIANO Horizontal is available in 9 heights, from 4 to 30 elements and thermal powers from 137 to 3252 Watt.

PIANO
horizontal

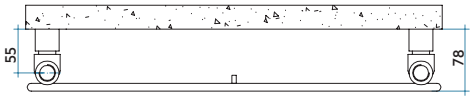

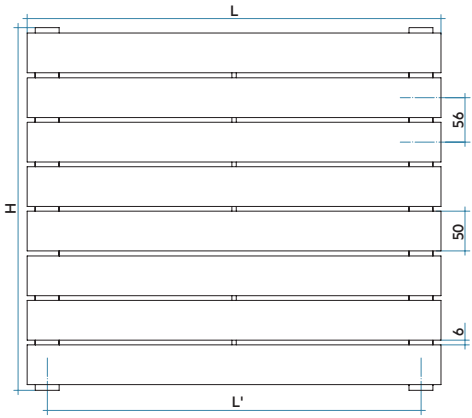

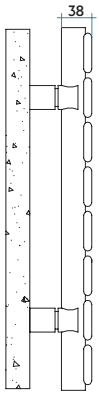

CE 08
EN442-1

Model	Depth	Lenght	Conn. centre	Weight	Capacity
	mm	L mm	L' mm	Kg	lt
520	38	520	470	0,644	0,25
700	38	700	650	0,822	0,31
920	38	920	870	1,044	0,39
1220	38	1220	1170	1,39	0,48
1520	38	1520	1470	1,644	0,60
1820	38	1820	1770	1,944	0,70
2020	38	2020	1970	2,144	0,77
2220	38	2220	2170	2,39	0,83
2520	38	2520	2470	2,644	0,94

PIANO Horizontal: Power in Watt for linear metre

N. el.	4	6	8	10	12	14	16	18	20	22	24	26	28	30
Btu/h Δt 50°C	899,2	1327,4	1745,9	2154,6	2553,3	2942,9	3322,5	3692,6	4053,4	4405,4	4748,2	5082,1	5407,4	5727,0
Watt Δt 50°C	263,4	388,8	511,4	631,1	747,9	862,0	973,2	1081,6	1187,3	1290,4	1390,8	1488,6	1583,9	1677,5
Watt Δt 40°C	200,3	294,8	389,0	481,5	572,4	661,8	749,5	835,5	920,1	998,9	1075,5	1149,9	1222,2	1293,0
Watt Δt 30°C*	140,7	206,3	273,3	339,7	405,4	470,6	535,2	599,0	662,3	718,0	772,0	824,3	875,0	924,4
Watt Δt 20°C	85,5	124,8	166,2	207,8	249,4	291,1	332,9	374,8	416,7	450,9	483,9	515,7	546,3	576,0
Modification index	1,228	1,241	1,227	1,213	1,199	1,185	1,171	1,157	1,143	1,148	1,152	1,157	1,162	1,167

(*) Thanks to the high performance of Irsap PIANO Horizontal radiators, the ideal Δt for low temperature projects is Δt at 30°C.

For Δt different from 50°C use the formula:

$Q=Qn\ (\Delta t\ /\ 50)^n$

Finishes available: see pag. 326.

- Maximum working pressure 4 bar
- Maximum working temperature 95°C

MANIFOLDS: Prearrangement for side connections with 1/2" welded fittings and internal baffle.

PIANO 2
vertical

14 elements, height 2020 mm, lenght 792 mm. Matt Light Grey finish (cod. 8N). Configuration cod. 80.

PIANO represents the evolution of the "radiator" in shape and color.
PIANO 2 Vertical is the two-tier version of PIANO Vertical, suitable for environments that require a higher caloric yield.
PIANO 2 Vertical is available in 9 heights, from 4 to 30 elements and thermal powers from 201 to 3364 Watt..

PIANO 2
vertical

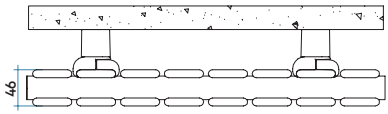

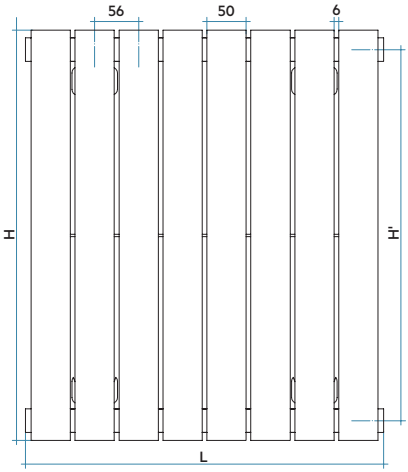

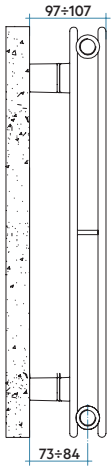

CE 08
EN442-1

Model	Depth	Height	Conn. centre	Weight	Cap.	Thermal Power Δt=50°C	**Δt=50°C**	Δt=40°C	**Δt=30°C**	Δt=20°C	Exp.
	mm	H mm	H' mm	Kg	lt	Btu/h	**Watt**	Watt	**Watt (*)**	Watt	n.
520	46	520	470	1,16	0,43	171,2	**50,2**	37,6	**25,9**	15,3	1,296
700	46	700	650	1,52	0,55	223,6	**65,5**	49,0	**33,6**	19,8	1,305
920	46	920	870	1,96	0,71	285,9	**83,8**	62,5	**42,8**	25,1	1,317
1220	46	1220	1170	2,61	0,91	369,0	**108,1**	80,6	**55,2**	32,4	1,316
1520	46	1520	1470	3,16	1,13	450,6	**132,1**	98,5	**67,5**	39,6	1,315
1820	46	1820	1770	3,76	1,34	531,2	**155,7**	116,1	**79,6**	46,7	1,314
2020	46	2020	1970	4,16	1,48	584,5	**171,3**	127,6	**87,3**	51,2	1,319
2220	46	2220	2170	4,61	1,61	637,6	**186,9**	139,1	**95,0**	55,5	1,324
2520	46	2520	2470	5,16	1,82	716,9	**210,1**	156,1	**106,4**	62,0	1,332

(*) Thanks to the high performance of Irsap PIANO 2 Vertical radiators, the ideal Δt for low temperature projects is Δt at 30°C.

For Δt different from 50°C use the formula:

$Q=Qn\ (\Delta t / 50)^n$

Finishes available: see pag. 326.

- Maximum working pressure 4 bar
- Maximum working temperature 95°C

MANIFOLDS: Prearrangement for bottom connections with 1/2" welded fittings and internal baffle.

PIANO 2
horizontal

14 elements, height 792 mm, lenght 1820 mm. Matt Light Grey finish (cod. 8N). Configuration cod. 01.

The range expands with the horizontal version, ideal for characterizing and personalizing the space, and with the double-row models, to satisfy high caloric requirements.

PIANO 2 Horizontal is available in 9 heights, from 4 to 30 elements and thermal powers from 225 to 3392 Watt.

PIANO 2
horizontal

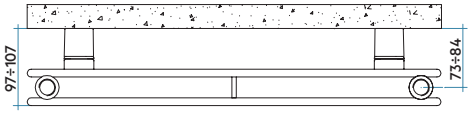

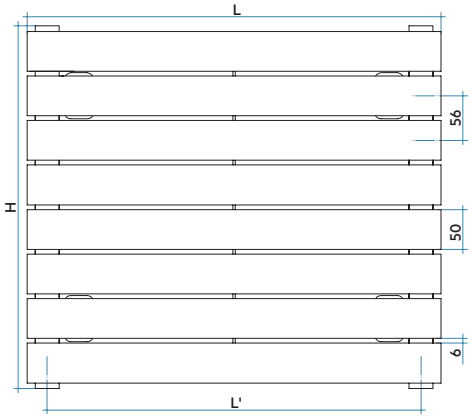

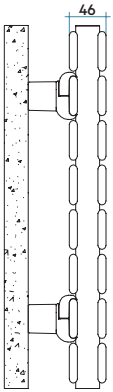

CE 08
EN442-1

Model	Depth	Lenght	Conn. centre	Weight	Capacity
	mm	L mm	L' mm	Kg	lt
520	46	520	470	1,16	0,43
700	46	700	650	1,52	0,55
920	46	920	870	1,96	0,71
1220	46	1220	1170	2,61	0,91
1520	46	1520	1470	3,16	1,13
1820	46	1820	1770	3,76	1,34
2020	46	2020	1970	4,16	1,48
2220	46	2220	2170	4,61	1,61
2520	46	2520	2470	5,16	1,82

PIANO 2 Horizontal: Power in Watt for linear metre

N. el.	**4**	**6**	**8**	**10**	**12**	**14**	**16**	**18**	**20**	**22**	**24**	**26**	**28**	**30**
Btu/h Δt 50°C	1479,3	2069,9	2623,7	3148,7	3650,6	4132,0	4595,2	5042,5	5474,7	6016,2	6298,8	6692,1	7074,1	7445,3
Watt Δt 50°C	433,3	606,3	768,5	922,3	1069,3	1210,3	1346,0	1477,0	1603,6	1762,2	1845,0	1960,2	2072,1	2180,8
Watt Δt 40°C	329,2	459,7	586,9	709,4	822,7	931,6	1036,5	1137,9	1236,0	1358,5	1423,0	1512,5	1599,5	1684,2
Watt Δt 30°C*	230,9	321,8	414,6	505,8	586,7	664,8	740,0	812,9	883,5	971,4	1018,0	1082,7	1145,7	1207,0
Watt Δt 20°C	140,1	194,6	254,1	314,0	364,4	413,2	460,3	506,0	550,4	605,4	635,0	675,9	715,8	754,7
Modification index	1,232	1,240	1,208	1,176	1,175	1,173	1,171	1,169	1,167	1,166	1,164	1,162	1,160	1,158

(*) Thanks to the high performance of Irsap PIANO 2 Horizontal radiators, the ideal Δt for low temperature projects is Δt at 30°C.

For Δt different from 50°C use the formula:

$Q=Qn\ (\Delta t / 50)^n$

Finishes available: see pag. 326.

- Maximum working pressure 4 bar
- Maximum working temperature 95°C

MANIFOLDS: Prearrangement for side connections with 1/2" welded fittings and internal baffle.

ELLIPSIS

Radiators

ELLIPSIS radiators blend effortlessly and elegantly into any interior, and always offer the greatest comfort.
Extreme modularity allows our products to be used in any interior at all.

ELLIPSIS 30_V

vertical

10 elements, height 2030 mm, lenght 400 mm. Matt Ochre Yellow finish (cod. 4-V). Configuration cod. 80.

ELLIPSIS radiators integrate in a discreet and elegant way with the space that surrounds them, always offering maximum environmental comfort.

ELLIPSIS 30_V Vertical is available in 15 heights, from 4 to 50 elements and thermal powers from 113 to 3652 Watt.

ELLIPSIS 30_V
vertical

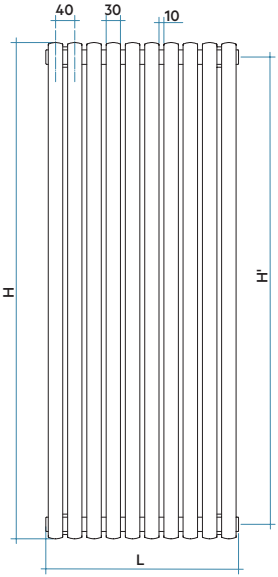



CE 24
EN442-1

Model	Depth	Height	Conn. centre	Weight	Cap.	Thermal Power Δt=50°C	**Δt=50°C**	Δt=40°C	**Δt=30°C**	Δt=20°C	Exp.
	mm	H mm	H' mm	Kg	lt	Btu/h	**Watt**	Watt	**Watt (*)**	Watt	n.
530	44	530	470	0,46	0,22	96,2	**28,2**	21,2	**14,7**	8,8	1,273
560	44	560	500	0,48	0,23	100,7	**29,5**	22,2	**15,4**	9,2	1,273
660	44	660	600	0,55	0,25	115,7	**33,9**	25,5	**17,7**	10,6	1,273
680	44	680	620	0,56	0,25	118,4	**34,7**	26,1	**18,1**	10,8	1,273
710	44	710	650	0,58	0,26	122,8	**36,0**	27,1	**18,8**	11,2	1,273
760	44	760	700	0,61	0,27	130,3	**38,2**	28,8	**19,9**	11,9	1,273
860	44	860	800	0,68	0,30	144,7	**42,4**	31,9	**22,1**	13,2	1,273
880	44	880	820	0,69	0,30	147,7	**43,3**	32,6	**22,6**	13,5	1,273
930	44	930	870	0,73	0,31	154,9	**45,4**	34,2	**23,7**	14,1	1,273
1030	44	1030	970	0,80	0,30	169,2	**49,6**	37,3	**25,9**	15,4	1,273
1230	44	1230	1170	0,93	0,38	197,6	**57,9**	43,6	**30,2**	18,0	1,276
1530	44	1530	1470	1,10	0,50	240,2	**70,4**	52,9	**36,6**	21,8	1,281
1830	44	1830	1770	1,32	0,52	282,9	**82,9**	62,2	**42,9**	25,4	1,291
2030	44	2030	1970	1,46	0,57	311,5	**91,3**	68,4	**47,1**	27,8	1,297
2230	44	2230	2170	1,60	0,60	340,2	**99,7**	74,5	**51,2**	30,2	1,303

(*) Thanks to the high performance of Irsap ELLIPSIS 30_V Vertical radiators, the ideal Δt for low temperature projects is Δt at 30°C.
For Δt different from 50°C use the formula:
$Q=Qn\ (\Delta t / 50)^n$
Finishes available: see pag. 326.

- Maximum working pressure 4 bar
- Maximum working temperature 95°C

MANIFOLDS: Prearrangement for bottom connections with 1/2" welded fittings and internal baffle.

ELLIPSIS 30_H
horizontal

10 elements, height 400 mm, lenght 1830 mm, Matt Powder Rose finish (cod. 5V). Configuration cod. 01.

A classic that never goes out of fashion, the ELLIPSIS towel warmer is particularly suitable for refined environments.

ELLIPSIS 30_H Horizontal is available in 15 heights, from 4 to 50 elements and thermal powers from 106 to 3528 Watt.

ELLIPSIS 30_H
horizontal





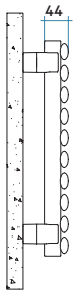

CE 24
EN442-1
EN 442 EURONORM

Model	Depth	Lenght	Conn. centre	Weight	Capacity
	mm	L mm	L' mm	Kg	lt
530	44	530	470	0,46	0,22
560	44	560	500	0,48	0,23
660	44	660	600	0,55	0,25
680	44	680	620	0,56	0,25
710	44	710	650	0,58	0,26
760	44	760	700	0,61	0,27
860	44	860	800	0,68	0,30
880	44	880	820	0,69	0,30
930	44	930	870	0,73	0,31
1030	44	1030	970	0,80	0,30
1230	44	1230	1170	0,93	0,38
1530	44	1530	1470	1,10	0,50
1830	44	1830	1770	1,32	0,52
2030	44	2030	1970	1,46	0,57
2230	44	2230	2170	1,60	0,60

ELLIPSIS 30_H Horizontal: Power in Watt for linear metre

N. el.	04	06	08	10	12	14	16	18	20	22	24	26	28	30	32	34	36	38	40	42	44	46	48	50
Btu/h Δt 50°C	682,1	1026,6	1367,3	1702,2	2031,3	2354,3	2670,4	2979,7	3282,2	3578,2	3866,7	4148,7	4423,9	4692,2	4953,7	5208,4	5456,6	5698,3	5933,9	6162,6	6385,2	6602,0	6812,3	7016,8
Watt Δt 50°C	199,8	300,7	400,5	498,6	595,0	689,6	782,2	872,8	961,4	1048,1	1132,6	1215,2	1295,8	1374,4	1451,0	1525,6	1598,3	1669,1	1738,1	1805,1	1870,3	1933,8	1995,4	2055,3
Watt Δt 40°C	152,3	229,5	305,9	381,3	455,5	528,4	600,0	670,2	739,0	806,5	872,6	937,4	1000,7	1062,7	1123,3	1178,0	1231,1	1282,4	1332,0	1379,9	1426,1	1470,8	1513,8	1555,3
Watt Δt 30°C*	107,3	161,9	216,2	269,8	322,7	374,9	426,3	476,8	526,5	575,4	623,4	670,8	717,2	762,8	807,5	844,1	879,3	912,9	945,2	976,0	1005,4	1033,5	1060,3	1085,8
Watt Δt 20°C	65,5	99,1	132,5	165,7	198,6	231,1	263,3	295,1	326,4	357,4	388,2	418,5	448,5	478,0	507,1	527,7	547,2	565,5	582,8	599,0	614,3	628,6	641,9	654,3
Modification index	1,217	1,212	1,207	1,202	1,198	1,193	1,188	1,184	1,179	1,174	1,169	1,163	1,158	1,153	1,147	1,159	1,170	1,181	1,193	1,204	1,215	1,226	1,238	1,249

(*) Thanks to the high performance of Irsap ELLIPSIS 30_H Horizontal radiators, the ideal Δt for low temperature projects is Δt at 30°C.
For Δt different from 50°C use the formula:
$Q=Qn\ (\Delta t / 50)^n$
Finishes available: see pag. 326.

- Maximum working pressure 4 bar
- Maximum working temperature 95°C

MANIFOLDS: Prearrangement for side connections with 1/2" welded fittings and internal baffle.

ELLIPSIS 30_V 2

vertical

10 elements, height 2030 mm, lenght 400 mm. Matt Ochre Yellow finish (cod. 4xV). Configuration cod. 80.

ELLIPSIS radiators integrate in a discreet and elegant way with the space that surrounds them, always offering maximum environmental comfort.

ELLIPSIS 30_V 2 Vertical is available in 15 heights, from 4 to 50 elements and thermal powers from 168 to 3508 Watt.

ELLIPSIS 30_V 2
vertical

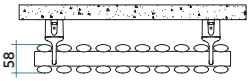

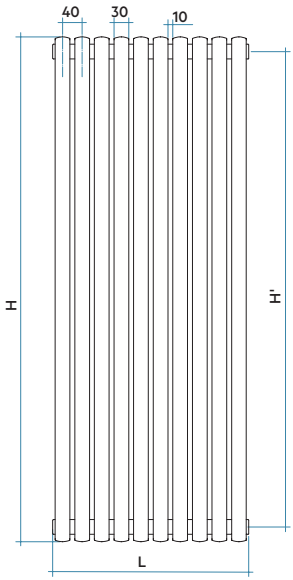

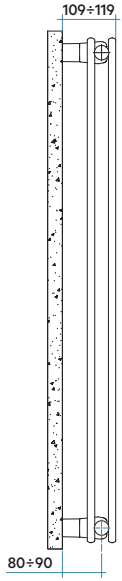

CE 24
EN442-1

EN 442 EURONORM

Model	Depth	Height	Conn. centre	Weight	Cap.	Thermal Power Δt=50°C	**Δt=50°C**	Δt=40°C	**Δt=30°C**	Δt=20°C	Exp.
	mm	H mm	H' mm	Kg	lt	Btu/h	**Watt**	Watt	**Watt (*)**	Watt	n.
530	58	530	470	0,77	0,29	143,0	**41,9**	31,3	**21,5**	12,7	1,305
560	58	560	500	0,82	0,31	149,8	**43,9**	32,8	**22,5**	13,3	1,305
660	58	660	600	0,96	0,37	172,0	**50,4**	37,7	**25,9**	15,2	1,306
680	58	680	620	0,99	0,38	176,4	**51,7**	38,6	**26,5**	15,6	1,306
710	58	710	650	1,03	0,39	183,2	**53,7**	40,1	**27,6**	16,2	1,306
760	58	760	700	1,11	0,42	194,1	**56,9**	42,5	**29,2**	17,2	1,307
860	58	860	800	1,25	0,48	216,0	**63,3**	47,3	**32,5**	19,1	1,307
880	58	880	820	1,28	0,49	220,1	**64,5**	48,2	**33,1**	19,5	1,307
930	58	930	870	1,36	0,52	231,0	**67,7**	50,6	**34,7**	20,4	1,308
1030	58	1030	970	1,50	0,57	252,8	**74,1**	55,3	**38,0**	22,3	1,308
1230	58	1230	1170	1,79	0,68	296,2	**86,8**	64,8	**44,4**	26,1	1,311
1530	58	1530	1470	2,23	0,85	361,3	**105,9**	79,0	**54,1**	31,7	1,314
1830	58	1830	1770	2,67	1,01	427,5	**125,3**	93,4	**64,0**	37,6	1,315
2030	58	2030	1970	2,96	1,13	472,2	**138,4**	103,2	**70,7**	41,5	1,315
2230	58	2230	2170	3,25	1,24	517,9	**151,8**	113,2	**77,5**	45,5	1,315

(*) Thanks to the high performance of Irsap ELLIPSIS 30_V Vertical radiators, the ideal Δt for low temperature projects is Δt at 30°C.
For Δt different from 50°C use the formula:
$Q=Qn\ (\Delta t\ /\ 50)^n$
Finishes available: see pag. 326.

- Maximum working pressure 4 bar
- Maximum working temperature 95°C

MANIFOLDS: Prearrangement for bottom connections with 1/2" welded fittings and internal baffle.

ELLIPSIS 30_H 2

horizontal

10 elements, height 400 mm, lenght 1530 mm. Matt Sage Green finish (cod. 2V). Configuration cod. 01.

A classic that never goes out of fashion, the ELLIPSIS towel warmer is particularly suitable for refined environments.

ELLIPSIS 30_H 2 Horizontal is available in 15 heights, from 4 to 50 elements and thermal powers from 184 to 3404 Watt.

ELLIPSIS 30_H 2
horizontal





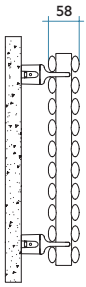

CE 24
EN442-1
EN 442 EURONORM

Model	Depth	Lenght	Conn. centre	Weight	Capacity
	mm	L mm	L' mm	Kg	lt
530	58	530	470	0,77	0,29
560	58	560	500	0,82	0,31
660	58	660	600	0,96	0,37
680	58	680	620	0,99	0,38
710	58	710	650	1,03	0,39
760	58	760	700	1,11	0,42
860	58	860	800	1,25	0,48
880	58	880	820	1,28	0,49
930	58	930	870	1,36	0,52
1030	58	1030	970	1,50	0,57
1230	58	1230	1170	1,79	0,68
1530	58	1530	1470	2,23	0,85
1830	58	1830	1770	2,67	1,01
2030	58	2030	1970	2,96	1,13
2230	58	2230	2170	3,25	1,24

ELLIPSIS 30_H Horizontal: Power in Watt for linear metre

N. el.	04	06	08	10	12	14	16	18	20	22	24	26	28	30	32	34	36	38	40	42	44	46	48	50
Btu/h Δt 50°C	1184,3	1754,8	2295,2	2804,6	3281,5	3727,1	4141,9	4526,6	4882,7	5211,1	5512,6	5789,1	6041,1	6270,2	6372,6	6633,4	6830,4	7209,0	7525,1	7860,7	8217,2	8594,7	8994,9	9418,5
Watt Δt 50°C	346,9	514,0	672,3	821,5	961,2	1091,7	1213,2	1325,9	1430,2	1526,4	1614,7	1695,7	1769,5	1836,6	1866,6	1943,0	2000,7	2111,6	2204,2	2302,5	2406,9	2517,5	2634,7	2758,8
Watt Δt 40°C	263,3	390,0	509,9	622,7	728,3	826,8	918,4	1003,2	1081,7	1153,9	1226,5	1294,3	1357,1	1415,4	1445,4	1500,5	1540,8	1621,5	1687,8	1758,0	1832,4	1911,1	1994,4	2082,3
Watt Δt 30°C*	184,6	273,2	356,9	435,7	509,3	577,8	641,4	700,3	754,6	804,5	860,5	913,6	964,0	1011,6	1039,5	1075,3	1100,3	1153,7	1196,4	1241,5	1289,3	1339,7	1392,9	1448,9
Watt Δt 20°C	111,8	165,4	215,9	263,4	307,6	348,7	386,8	421,9	454,3	483,9	522,1	559,2	595,2	630,1	653,2	672,3	684,5	714,0	736,6	760,4	785,5	812,0	839,8	869,1
Modification index	1,235	1,237	1,239	1,242	1,244	1,246	1,248	1,250	1,252	1,254	1,232	1,211	1,189	1,167	1,146	1,158	1,171	1,183	1,196	1,209	1,222	1,235	1,248	1,261

(*) Thanks to the high performance of Irsap ELLIPSIS 30_H 2 Horizontal radiators, the ideal Δt for low temperature projects is Δt at 30°C.

For Δt different from 50°C use the formula:

$Q=Qn\ (\Delta t / 50)^n$

Finishes available: see pag. 326.

- Maximum working pressure 4 bar
- Maximum working temperature 95°C

MANIFOLDS: Prearrangement for side connections with 1/2" welded fittings and internal baffle.

ELLIPSIS_V
vertical

8 elements, height 2020 mm, lenght 480 mm. Quartz 1 finish (cod. 1C). Configuration cod. 01.

ELLIPSIS radiators integrate in a discreet and elegant way with the space that surrounds them, always offering maximum environmental comfort.

ELLIPSIS_V Vertical is available in 9 heights, from 4 to 30 elements and thermal powers from 149 to 3158 Watt.

ELLIPSIS_V
vertical

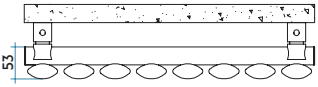



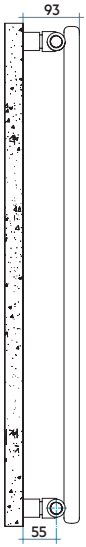

CE 18
EN442-1

EN 442 EURONORM

Model	Depth	Height	Conn. centre	Weight	Cap.	Thermal Power Δt=50°C	**Δt=50°C**	Δt=40°C	**Δt=30°C**	Δt=20°C	Exp.
	mm	H mm	H' mm	Kg	lt	Btu/h	**Watt**	Watt	**Watt (*)**	Watt	n.
520	53	520	470	0,75	0,50	127,1	**37,3**	28,0	**19,4**	11,5	1,280
650	53	650	600	0,88	0,61	158,7	**46,5**	34,8	**24,0**	14,2	1,295
700	53	700	650	0,93	0,65	171,5	**50,3**	37,6	**25,9**	15,3	1,295
920	53	920	870	1,15	0,84	222,6	**65,3**	48,7	**33,3**	19,6	1,314
1020	53	1020	970	1,25	0,93	245,7	**72,0**	53,7	**36,8**	21,6	1,314
1220	53	1220	1170	1,45	1,09	290,9	**85,3**	63,6	**43,7**	25,7	1,310
1520	53	1520	1470	1,75	1,35	359,1	**105,3**	78,6	**54,0**	31,8	1,306
1820	53	1820	1770	2,05	1,60	428,2	**125,5**	93,9	**64,5**	38,1	1,302
2020	53	2020	1970	2,25	1,77	474,3	**139,0**	104,0	**71,6**	42,3	1,300

(*) Thanks to the high performance of Irsap ELLIPSIS_V Vertical radiators, the ideal Δt for low temperature projects is Δt at 30°C.
For Δt different from 50°C use the formula:
$Q=Qn\ (\Delta t / 50)^n$

Finishes available: see pag. 326.

- Maximum working pressure 4 bar
- Maximum working temperature 95°C

MANIFOLDS: Prearrangement for bottom connections with 1/2" welded fittings and internal baffle.

ELLIPSIS_H
horizontal

8 elements, height 480 mm, lenght 1520 mm. Claret finish (cod. 06). Configuration cod. 01.

A classic that never goes out of fashion, the ELLIPSIS towel warmer is particularly suitable for refined environments.

ELLIPSIS_H Horizontal is available in 9 heights, from 4 to 30 elements and thermal powers from 141 to 2684 Watt.

ELLIPSIS_H
horizontal

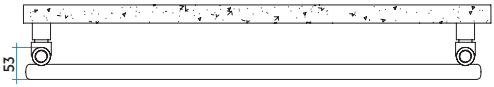



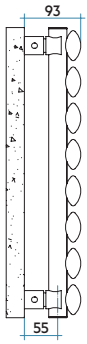

CE 18
EN442-1

EN 442 EURONORM

Model	Depth	Lenght	Conn. centre	Weight	Capacity
	mm	L mm	L' mm	Kg	lt
520	53	520	470	0,75	0,50
650	53	650	600	0,88	0,61
700	53	700	650	0,93	0,65
920	53	920	870	1,15	0,84
1020	53	1020	970	1,25	0,93
1220	53	1220	1170	1,45	1,09
1520	53	1520	1470	1,75	1,35
1820	53	1820	1770	2,05	1,60
2020	53	2020	1970	2,25	1,77

ELLIPSIS_H Horizontal: Power in Watt for linear metre

N. el.	**4**	**6**	**8**	**10**	**12**	**14**	**16**	**18**	**20**	**22**	**24**	**26**	**28**	**30**
Btu/h Δt 50°C	927,7	1360,5	1782,7	2196,2	2602,0	3000,9	3393,5	3780,0	4160,9	4536,4	4906,7	5271,9	5632,3	5988,0
Watt Δt 50°C	271,7	398,5	522,2	643,3	762,2	879,0	994,0	1107,2	1218,8	1328,8	1437,2	1544,2	1649,8	1754,0
Watt Δt 40°C	206,2	303,8	399,9	494,9	589,1	682,5	769,1	853,7	936,4	1017,4	1097,7	1176,6	1253,9	1329,9
Watt Δt 30°C*	144,5	214,1	283,5	353,0	422,6	492,5	552,5	610,5	666,7	721,0	775,6	828,7	880,4	930,8
Watt Δt 20°C	87,5	130,8	174,6	219,2	264,6	311,0	346,6	380,6	413,0	443,8	475,3	505,6	534,8	562,9
Modification index	1,237	1,216	1,196	1,175	1,155	1,134	1,150	1,165	1,181	1,197	1,208	1,219	1,229	1,240

(*) Thanks to the high performance of Irsap ELLIPSIS_H Horizontal radiators, the ideal Δt for low temperature projects is Δt at 30°C.
For Δt different from 50°C use the formula:
$Q=Qn\ (\Delta t\ /\ 50)^n$

- Maximum working pressure 4 bar
- Maximum working temperature 95°C

MANIFOLDS: Prearrangement for side connections with 1/2" welded fittings and internal baffle.

Finishes available: see pag. 326.

ELLIPSIS_V 2
vertical

10 elements, height 1820 mm, lenght 600 mm. Matt White finish (cod. J8). Configuration cod. 80.

With its versatility, ELLIPSIS_V 2 Vertical transforms the space becoming the absolute protagonist of any style of furniture.

ELLIPSIS_V 2 Vertical is available in 9 heights, from 4 to 30 elements and thermal powers from 230 to 3205 Watt.

ELLIPSIS_V 2
vertical

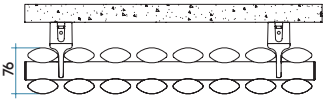





CE 18
EN442-1

EN 442 EURONORM

Model	Depth	Height	Conn. centre	Weight	Cap.	Thermal Power Δt=50°C	**Δt=50°C**	Δt=40°C	**Δt=30°C**	Δt=20°C	Exp.
	mm	H mm	H' mm	Kg	lt	Btu/h	**Watt**	Watt	**Watt (*)**	Watt	n.
520	76	520	470	1,34	0,94	196,1	**57,5**	43,2	**29,9**	17,8	1,280
650	76	650	600	1,60	1,16	245,1	**71,9**	53,8	**37,1**	21,9	1,295
700	76	700	650	1,70	1,25	264,0	**77,4**	58,0	**39,9**	23,6	1,295
920	76	920	870	2,15	1,62	342,5	**100,4**	74,9	**51,3**	30,1	1,314
1020	76	1020	970	2,35	1,79	376,2	**110,3**	82,2	**56,3**	33,1	1,314
1220	76	1220	1170	2,75	2,12	443,9	**130,1**	97,1	**66,6**	39,2	1,310
1520	76	1520	1470	3,35	2,63	546,8	**160,3**	119,7	**82,2**	48,4	1,306
1820	76	1820	1770	3,95	3,14	648,6	**190,1**	142,2	**97,7**	57,6	1,302
2020	76	2020	1970	4,35	3,48	714,4	**209,4**	156,7	**107,8**	63,7	1,300

(*) Thanks to the high performance of Irsap ELLIPSIS_V 2 Vertical radiators, the ideal Δt for low temperature projects is Δt at 30°C.
For Δt different from 50°C use the formula:
$Q=Qn\ (\Delta t / 50)^n$

- Maximum working pressure 4 bar
- Maximum working temperature 95°C

MANIFOLDS: Prearrangement for bottom connections with 1/2" welded fittings and internal baffle.

Finishes available: see pag. 326.

ELLIPSIS_H 2
horizontal

10 elements, height 600 mm, lenght 1520 mm. Agave finish (cod. 9N). Configuration cod. 01.

The ELLIPSIS_H 2 Horizontal towel warmer is a modern reinterpretation of decorative radiators. Functional and aesthetically appealing, it is characterized by elliptical tube elements.

ELLIPSIS_H 2 Horizontal is available in 9 heights, from 4 to 30 elements and thermal powers from 205 to 2666 Watt.

ELLIPSIS_H 2
horizontal





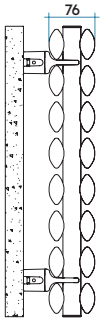

CE 18
EN442-1

Model	Depth	Lenght	Conn. centre	Weight	Capacity
	mm	L mm	L' mm	Kg	lt
520	76	520	470	1,34	0,94
650	76	650	600	1,60	1,16
700	76	700	650	1,70	1,25
920	76	920	870	2,15	1,62
1020	76	1020	970	2,35	1,79
1220	76	1220	1170	2,75	2,12
1520	76	1520	1470	3,35	2,63
1820	76	1820	1770	3,95	3,14
2020	76	2020	1970	4,35	3,48

ELLIPSIS_H 2 Horizontal: Power in Watt for linear metre

N. el.	4	6	8	10	12	14	16	18	20	22	24	26	28	30
Btu/h Δt 50°C	1348,5	2069,9	2755,7	3393,5	3977,7	4506,5	4979,9	5399,3	5766,8	6085,0	6549,2	7037,3	7558,2	8114,4
Watt Δt 50°C	395,0	606,3	807,2	994,0	1165,1	1320,0	1458,7	1581,5	1689,2	1782,4	1918,3	2061,3	2213,9	2376,8
Watt Δt 40°C	297,7	460,3	617,5	766,0	904,6	1032,6	1135,5	1225,2	1302,3	1367,5	1467,0	1571,0	1681,7	1799,5
Watt Δt 30°C*	206,7	322,8	437,1	547,5	652,8	752,3	822,2	881,6	931,3	971,8	1038,0	1106,9	1179,8	1257,0
Watt Δt 20°C	123,7	195,7	268,6	341,1	412,2	481,5	521,6	554,4	580,5	600,5	637,6	675,8	715,9	758,2
Modification index	1,267	1,234	1,201	1,167	1,134	1,101	1,122	1,144	1,166	1,187	1,202	1,217	1,232	1,247

(*) Thanks to the high performance of Irsap ELLIPSIS_H 2 Horizontal radiators, the ideal Δt for low temperature projects is Δt at 30°C.
For Δt different from 50°C use the formula:
$Q=Qn\ (\Delta t\ /\ 50)^n$

- Maximum working pressure 4 bar
- Maximum working temperature 95°C

MANIFOLDS: Prearrangement for side connections with 1/2" welded fittings and internal baffle.

Finishes available: see pag. 326.

RELAX

Radiators

Clean lines and geometric precision.
Right proportion of shapes and finishes.
High thermal powers even at low temperatures.
Relax perfectly matches functionality, innovation and aesthetic particularly focusing on the well-being of people, technological perfection and respect for the environment.
Relax, the real design radiator.

RELAX AIR

height 1643 mm, lenght 494 mm. Matt Sage Green finish (cod. 2V).

Relax AIR is the ventilated radiator that combines essential lines and geometric rigor with high yields. The radiant section combined with the ventilated section allows to reach maximum energy efficiency, guaranteeing high performance in a system powered by new generation generators, boilers and heat pumps.

Technological research based on the latest innovations developed in the heating field has allowed to reach high performances, guaranteeing maximum acoustic comfort.

RELAX AIR

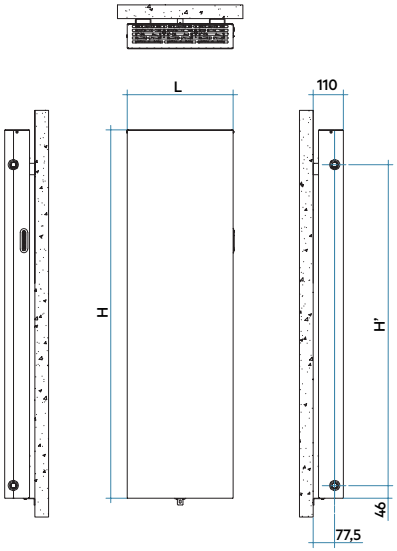

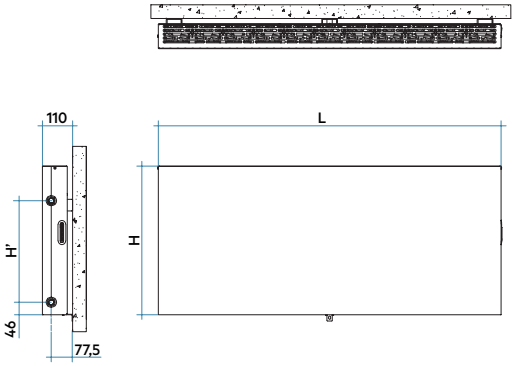

CE 24
EN16430-2

EN 16430 EURONORM

UNI EN ISO 3744:2010

Model	Depth	Height	Width	C.centre	Weight	Cap.	Sound pressure (2m) **		
							Fan speed 1	Fan speed 2	Fan speed 3
	mm	H mm	L mm	L' mm	Kg	lt	dB	dB	dB
543 x 602	91	543	602	370	20,8	4,2	31	31	36
543 x 818	91	543	818	370	27,5	5,7	24	30	37
543 x 1034	91	543	1034	370	30,1	7,2	27	29	37
543 x 1250	91	543	1250	370	41,0	8,7	25	31	38
543 x 1412	91	543	1412	370	46,0	9,9	26	32	39
673 x 818	91	673	818	500	33,8	7,2	24	30	37
673 x 1034	91	673	1034	500	42,1	9,1	27	29	37
673 x 1250	91	673	1250	500	50,4	11,0	25	31	38
673 x 1412	91	673	1412	500	56,8	13,0	26	32	39
823 x 1034	91	823	1034	650	51,5	11,4	27	29	37
823 x 1250	91	823	1250	650	61,7	13,8	25	31	38
823 x 1412	91	823	1412	650	69,5	15,6	26	32	39
1343 x 386	91	1343	386	1170	32,1	7,0	28	26	32
1343 x 494	91	1343	494	1170	39,7	9,0	22	28	34
1643 x 386	91	1643	386	1470	38,1	8,7	28	26	32
1643 x 494	91	1643	494	1470	47,6	11,2	22	28	34
1643 x 602	91	1643	602	1470	56,9	13,6	31	31	36
1943 x 386	91	1943	386	1770	44,5	10,4	28	26	32
1943 x 494	91	1943	494	1770	55,2	13,3	22	28	34
1943 x 602	91	1943	602	1770	65,7	16,3	31	31	36

** Measurement of sound power according to UNI EN ISO 3744:2010

Technical features: radiant ventilated plate; threads 1/2" gas right; maximum permissible operating pressure 10 bar; maximum permissible operating temperature 85°C; touch fan speed control on board radiator, located on the right side; bottom right-hand side cable outlet; the radiator can be controlled via third-party home automation via an analogue 0-10V signal

- Maximum working pressure 10 bar
- Maximum working temperature 95°C

Finishes available: see pag. 326.

RELAX STYLE

height 653 mm, lenght 928 mm. Matt White finish (cod. J8). Designed by Dario Tanfoglio di Bera Engineering

Relax STYLE is the ventilated radiator that heats and furnishes.
The design, characterized by soft and harmonious lines, hides the hydraulic and electrical connections in a depth of 110 mm.
The replacement of the old cast iron or aluminum radiator takes place, therefore, without masonry work with a radiator with a unique geometry.

Relax STYLE guarantees an exclusive and contemporary design with high performance at maximum silence.

RELAX STYLE

Hidden hydraulic connection
INCLUDED IN THE PRICE

The ventilated radiator that HEATS and FURNISHES.

The radiant section combined with the ventilated section enables maximum **energy efficiency** by combining high performance with **low temperatures.**
Technological research based on the latest innovations developed in the field of heating has made it possible to achieve high performance while ensuring maximum **acoustic comfort**.

Connections and center distances
Side centre distances
from 400 to 1600 mm
Bottom centre distances
from 50 to 700 mm
Completely concealed connections.
Ideal for low temperature operation.

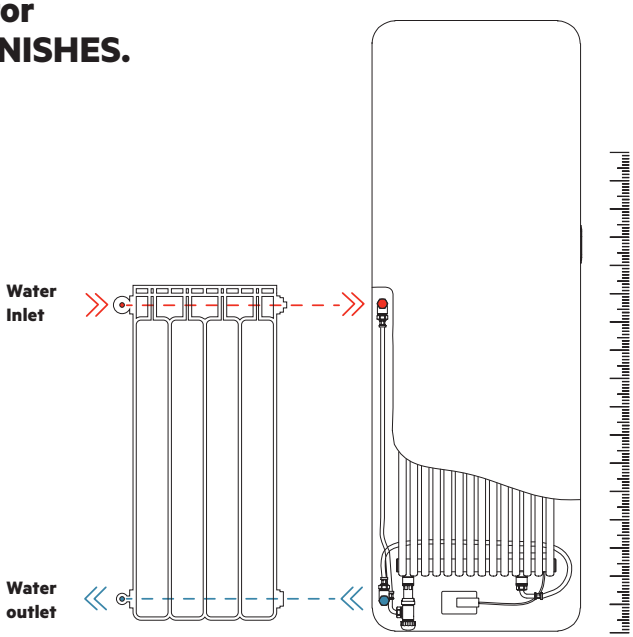

CE 24
EN16430-2 EN 16430 EURONORM **UNI EN ISO 3744:2010**

Model	Depth	Height	Width	C.centre	Weight	Cap.	Thermal Power * Watt ΔT=50°C				Watt ΔT=30°C			
	mm	H mm	L mm	L' mm	Kg	lt	Vel. 0	Vel. 1	Vel. 2	**Vel. 3**	Vel. 0	Vel. 1	Vel. 2	**Vel. 3**
653 x 712	91	653	712	(*)	24,6	4,2	533	940	1048	**1234**	280	571	637	**750**
653 x 928	91	653	928	(*)	31,5	5,7	704	1339	1492	**1754**	367	799	890	**1047**
653 x 1144	91	653	1144	(*)	38,9	7,2	875	1634	1819	**2135**	453	993	1105	**1298**
653 x 1360	91	653	1360	(*)	46,0	8,7	1024	1913	2131	**2506**	530	1120	1248	**1467**
653 x 1522	91	653	1522	(*)	51,2	9,9	1136	2132	2374	**2792**	588	1248	1390	**1634**
783 x 928	91	783	928	(*)	39,0	7,2	821	1450	1621	**1914**	425	846	946	**1117**
783 x 1144	91	783	1144	(*)	47,6	9,1	1012	1788	1998	**2360**	523	1043	1166	**1377**
783 x 1360	91	783	1360	(*)	56,3	11,0	1204	2126	2375	**2805**	622	1240	1386	**1637**
783 x 1522	91	783	1522	(*)	62,8	13,0	1347	2379	2658	**3139**	697	1388	1551	**1832**
933 x 496	91	933	496	(*)	26,5	4,2	480	751	826	**949**	250	443	487	**559**
933 x 604	91	933	604	(*)	31,7	5,4	584	914	1004	**1155**	304	539	592	**681**
1453 x 496	91	1453	496	(*)	40,0	7,0	802	1053	1141	**1289**	421	602	652	**737**
1453 x 604	91	1453	604	(*)	48,1	9,0	976	1282	1390	**1569**	512	733	794	**897**
1753 x 496	91	1753	496	(*)	48,0	8,7	949	1178	1271	**1424**	493	666	719	**805**
1753 x 604	91	1753	604	(*)	57,7	11,2	1155	1434	1548	**1734**	600	811	875	**981**
1753 x 712	91	1753	712	(*)	67,1	13,6	1362	1691	1824	**2044**	708	956	1032	**1156**

* Heating performance certified according to UNI EN16430-2:2015
(*) = SEE INSTRUCTIONS ON NEXT PAGE

- Maximum working pressure 10 bar
- Maximum working temperature 95°C

Finishes available: see pag. 326.

RELAX STYLE

Right or left side connection

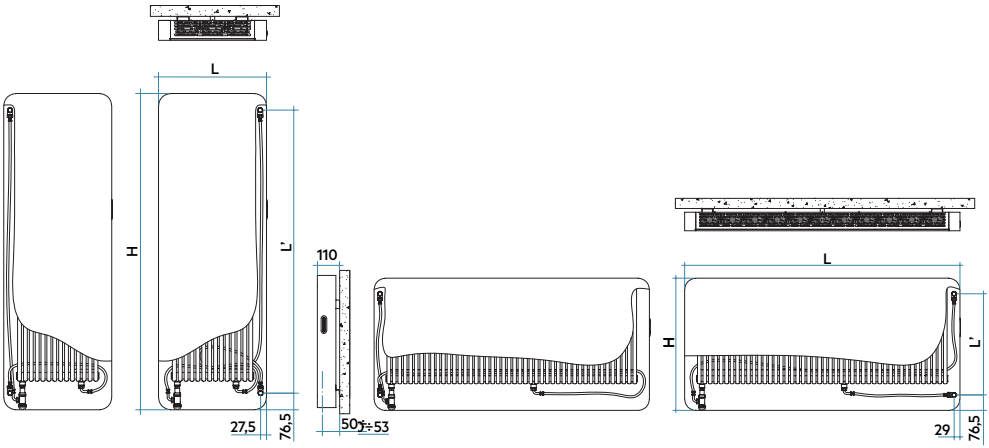

Centre distances available with left or right side connection

			Centre distances available divided according the height				
			from 400 mm	from 501 mm	from 651 mm	from 801 mm	from 1301 mm
Model	Height	Width	to 500 mm	to 650 mm	to 800 mm	to 1300 mm	to 1600 mm
	H mm	L mm	Code	Code	Code	Code	Code
653 x 712	653	712	L1	✗	✗	✗	✗
653 x 928	653	928	L1	✗	✗	✗	✗
653 x 1144	653	1144	L1	✗	✗	✗	✗
653 x 1360	653	1360	L1	✗	✗	✗	✗
653 x 1522	653	1522	L1	✗	✗	✗	✗
783 x 928	783	928	L1	L2	✗	✗	✗
783 x 1144	783	1144	L1	L2	✗	✗	✗
783 x 1360	783	1360	L1	L2	✗	✗	✗
783 x 1522	783	1522	L1	L2	✗	✗	✗
933 x 496	933	496	L1	L2	L3	✗	✗
933 x 604	933	604	L1	L2	L3	✗	✗
1453 x 496	1453	496	L1	L2	L3	L4	✗
1453 x 604	1453	604	L1	L2	L3	L4	✗
1753 x 496	1753	496	L1	L2	L3	L4	L5
1753 x 604	1753	604	L1	L2	L3	L4	L5
1753 x 712	1753	712	L1	L2	L3	L4	L5

✔ = Conn. centre available - ✗ = Conn. centre not available

RELAX STYLE

Bottom connection

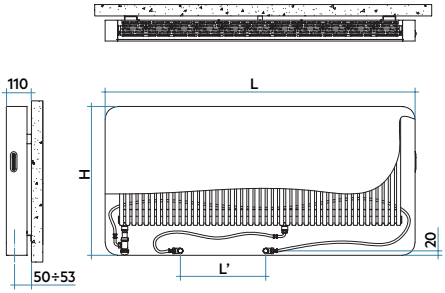

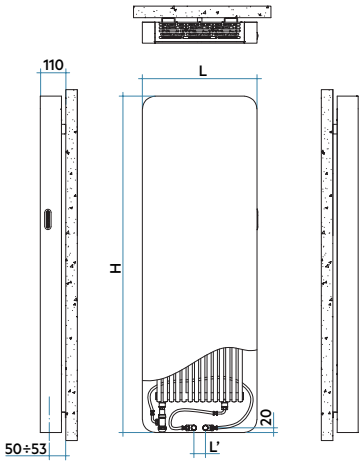

Centre distances available with connection from below

			Interassi per sostituzioni dal basso				
			from 50 mm	from 201 mm	from 321 mm	from 451 mm	from 501 mm
Model	Height	Width	to 200 mm	to 320 mm	to 450 mm	to 500 mm	to 700 mm
	H mm	L mm	Code	Code	Code	Code	Code
653 x 712	653	712	S1	S2	S3	✗	✗
653 x 928	653	928	S1	S2	S3	S4	✗
653 x 1144	653	1144	S1	S2	S3	S4	S5
653 x 1360	653	1360	S1	S2	S3	S4	S5
653 x 1522	653	1522	S1	S2	S3	S4	S5
783 x 928	783	928	S1	S2	S3	S4	✗
783 x 1144	783	1144	S1	S2	S3	S4	S5
783 x 1360	783	1360	S1	S2	S3	S4	S5
783 x 1522	783	1522	S1	S2	S3	S4	S5
933 x 496	933	496	S1	✗	✗	✗	✗
933 x 604	933	604	S1	S2	✗	✗	✗
1453 x 496	1453	496	S1	✗	✗	✗	✗
1453 x 604	1453	604	S1	S2	✗	✗	✗
1753 x 496	1753	496	S1	✗	✗	✗	✗
1753 x 604	1753	604	S1	S2	✗	✗	✗
1753 x 712	1753	712	S1	S2	S3	✗	✗

✔ = Conn. centre available - ✗ = Conn. centre not available

RELAX HYBRID
horizontal

height 650 mm, lenght 1320 mm. Matt White finish (cod. J8). Designed by Dario Tanfoglio di Beta Engineering

Technological research based on the latest innovations developed in the field of heating and cooling, the study of furnishing trends to seek an exclusive and contemporary design, were the design lines of this revolutionary product.

RELAX HYBRID, inserted in a system powered by a heat pump and also set up for air conditioning, gives its best by integrating the cooling function with the heating one.

RELAX HYBRID
horizontal

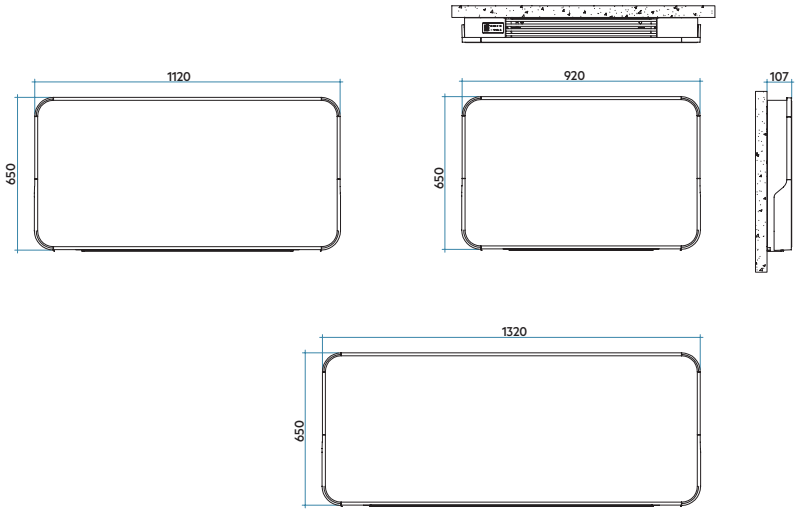

CE 22
EN16430-2 EN 442 EURONORM **UNI EN ISO 3744:2010**

HEATING PERFORMANCE * (75°/65°C a 20°C)	U.M.	650 x 920 NIGHT	AUTO	BOOST	650 x 1120 NIGHT	AUTO	BOOST	650 x 1320 NIGHT	AUTO	BOOST
Heating power	W	1403	2394	2675	1547	2701	3154	2028	3529	3946
Water flow rate	l/h	121	206	230	133	232	271	174	303	339
Pressure drops	kPa	5,9	13,0	15,3	4,8	11,5	14,7	6,2	15,9	19,2
(55°/45°C a 20°C)		NIGHT	AUTO	BOOST	NIGHT	AUTO	BOOST	NIGHT	AUTO	BOOST
Heating power	W	824	1405	1570	898	1568	1831	1165	2027	2267
Water flow rate	l/h	71	121	135	77	135	157	100	174	195
Pressure drops	kPa	2,7	5,9	7,0	2,0	4,9	6,3	2,4	6,2	7,5
COOLING PERFORMANCE * (7°/12°C a 27°C)		NIGHT	AUTO	BOOST	NIGHT	AUTO	BOOST	NIGHT	AUTO	BOOST
Total power in cooling	W	321	687	797	423	806	928	473	877	1004
Sensible power in cooling	W	247	529	614	326	621	715	364	675	773
Water flow rate	l/h	51	109	129	72	138	159	81	150	172
Pressure drops	kPa	1,4	4,8	6,4	1,8	5,1	6,4	1,6	4,6	5,8

- Maximum working pressure 4 bar
- Maximum working temperature 95°C

RELAX HYBRID FINISHES

AGAVE
Cod. 9N

MATT LIGHT GREY Cod. 8N

MEDIUM GREY
Cod. 4D

MATT WHITE
Cod. J8

SABLÉ
Cod. Y4

SATIN BLACK
Cod. 30

RELAX HYBRID

Vertical

height 1800 mm, lenght 630 mm. Agave finish (cod. 9N). LED version. Designed by Dario Tanfoglio di Beta Engineering

RELAX HYBRID is available in vertical and horizontal versions in four models with different heat and cold powers. It is offered in six colors combined with a Medium Grey frame perfect for creating tone on tone but also harmony or contrast with the color of the radiant plate. It can be equipped with a LED lighting system that enhances its elegant profile and creates a suggestive mood in the environment.

RELAX HYBRID

Vertical

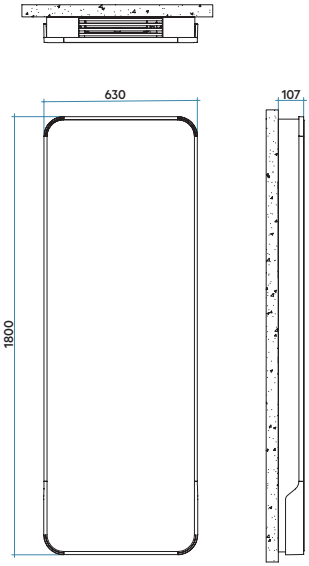

CE 22
EN16430-2 EN 442 EURONORM **UNI EN ISO 3744:2010**

HEATING PERFORMANCE * (75°/65°C a 20°C)	U.M.	1800 x 630 NIGHT	AUTO	BOOST
Heating power	W	1636	2758	3093
Water flow rate	l/h	141	237	266
Pressure drops	kPa	5,9	13,0	15,4
(55°/45°C a 20°C)		NIGHT	AUTO	BOOST
Heating power	W	963	1623	1820
Water flow rate	l/h	83	140	156
Pressure drops	kPa	2,7	5,9	7,0
COOLING PERFORMANCE * (7°/12°C a 27°C)		NIGHT	AUTO	BOOST
Total power in cooling	W	367	686	820
Sensible power in cooling	W	283	528	631
Water flow rate	l/h	63	118	141
Pressure drops	kPa	1,5	4,2	5,6

- Maximum working pressure 4 bar
- Maximum working temperature 95°C

RELAX HYBRID FINISHES

AGAVE
Cod. 9N

MATT LIGHT GREY Cod. 8N

MEDIUM GREY
Cod. 4D

MATT WHITE
Cod. J8

SABLÉ
Cod. Y4

SATIN BLACK
Cod. 30

RELAX POWER

height 1963 mm, lenght 653 mm. Agave finish (cod. 9N).

RELAX POWER is the representation of a refined and essential design.
Its square lines and wide range of colors make it an object that becomes a strong piece of furniture, fitting discreetly into any type of environment.

The towel holder (optional) makes RELAX also suitable for the bathroom. It is supplied with the innovative concealed hydraulic connection system installed directly in the company.

RELAX POWER

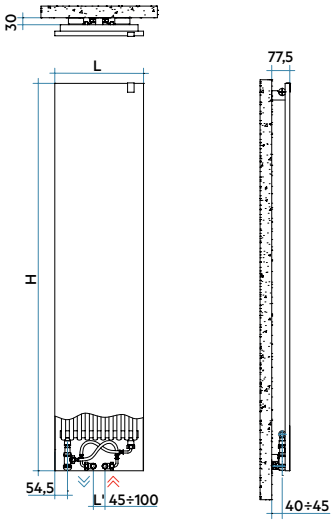

Hidden hydraulic connection
INCLUDED IN THE PRICE

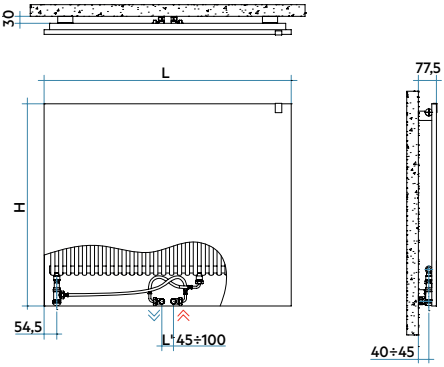

CE 15-C-s2, d0
EN442-1
EN 442 EURONORM

	Model	Depth	Height	Width	C.centre	Weight	Cap.	Thermal Power Δt=50°C	Δt=50°C **Δt=50°C**	Δt=40°C	Δt=40°C **Δt=30°C**	Δt=20°C	Exp.
		mm	H mm	L mm	L' mm	Kg	lt	Btu/h	**Watt**	Watt	**Watt (*)**	Watt	n.
	Relax P. 688 x 653	47,5	688	653	45 / 100	12,1	2,6	1481	**434**	331	**234**	143	1,212
	Relax P. 688 x 857	47,5	688	857	45 / 100	15,7	3,4	1945	**570**	435	**307**	188	1,212
	Relax P. 688 x 1061	47,5	688	1061	45 / 100	19,3	4,3	2405	**705**	538	**380**	232	1,212
	Relax P. 688 x 1197	47,5	688	1197	45 / 100	21,7	4,8	2716	**796**	607	**429**	262	1,212
	Relax P. 688 x 1401	47,5	688	1401	45 / 100	25,3	5,7	3177	**931**	710	**501**	307	1,212
	Relax P. 868 x 653	47,5	868	653	45 / 100	15,2	3,2	1863	**546**	414	**290**	175	1,239
	Relax P. 868 x 857	47,5	868	857	45 / 100	19,7	4,3	2446	**717**	544	**381**	230	1,239
	Relax P. 868 x 1061	47,5	868	1061	45 / 100	24,3	5,3	3026	**887**	673	**471**	285	1,239
	Relax P. 868 x 1197	47,5	868	1197	45 / 100	27,3	6,0	3415	**1001**	759	**532**	322	1,239
	Relax P. 868 x 1401	47,5	868	1401	45 / 100	31,9	7,1	3995	**1171**	888	**622**	376	1,239
N	Relax P. 1163 x 381	47,5	1163	381	45 / 100	12,1	2,4	1457	**427**	322	**223**	134	1,269
N	Relax P. 1163 x 517	47,5	1163	517	45 / 100	16,3	3,4	1925	**565**	425	**295**	177	1,269
N	Relax P. 1163 x 653	47,5	1163	653	45 / 100	20,4	4,3	2396	**702**	529	**367**	220	1,269
	Relax P. 1663 x 381	47,5	1663	381	45 / 100	17,0	3,4	2074	**608**	458	**318**	190	1,270
	Relax P. 1663 x 517	47,5	1663	517	45 / 100	22,9	4,7	2815	**825**	621	**431**	258	1,270
	Relax P. 1663 x 653	47,5	1663	653	45 / 100	28,8	6,1	3555	**1042**	785	**545**	325	1,270
N	Relax P. 1763 x 381	47,5	1763	381	45 / 100	18,0	3,6	2172	**637**	479	**332**	198	1,274
N	Relax P. 1763 x 517	47,5	1763	517	45 / 100	24,3	5,0	2946	**864**	650	**451**	269	1,274
N	Relax P. 1763 x 653	47,5	1763	653	45 / 100	30,5	6,4	3722	**1091**	821	**569**	340	1,274
	Relax P. 1963 x 381	47,5	1963	381	45 / 100	20,0	4,0	2371	**695**	522	**361**	215	1,282
	Relax P. 1963 x 517	47,5	1963	517	45 / 100	26,9	5,5	3218	**943**	708	**490**	291	1,282
	Relax P. 1963 x 653	47,5	1963	653	45 / 100	33,9	7,1	4064	**1191**	895	**619**	368	1,282
	Relax P. 2163 x 381	47,5	2163	381	45 / 100	21,9	4,4	2515	**737**	555	**385**	230	1,273
	Relax P. 2163 x 517	47,5	2163	517	45 / 100	29,6	6,1	3415	**1001**	753	**522**	312	1,273
	Relax P. 2163 x 653	47,5	2163	653	45 / 100	37,3	7,8	4313	**1264**	951	**660**	394	1,273

(*) Thanks to the high performance of Irsap RELAX POWER radiators, the ideal Δt for low temperature projects is Δt at 30°C.
For Δt different from 50°C use the formula:
$Q=Qn\ (\Delta t / 50)^n$
Finishes available: see pag. 326.

- Maximum working pressure 10 bar
- Maximum working temperature 95°C

The thermal power of Mirror finish (cod. IS) and Satin stainless steel finish (cod. AS) is reduced by about 30%.

RELAX OVER POWER

height 1663 mm, lenght 517 mm. Pearl White finish (cod. 16).

RELAX OVER POWER is the RELAX version for those who need high thermal power. The towel holder is a design accessory that can be positioned, with the radiator already installed, at the desired height.

The whole RELAX range is supplied with the innovative concealed hydraulic connection system installed directly in the company.

RELAX OVER POWER



Hidden hydraulic connection
INCLUDED IN THE PRICE

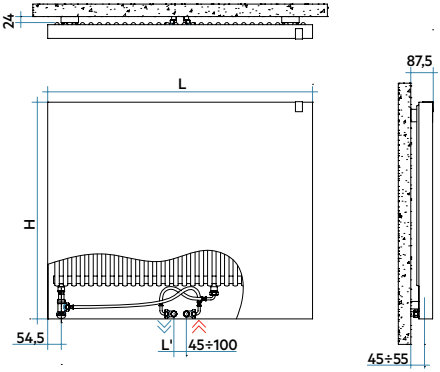

CE 15-C-s2, d0
EN442-1

EN 442 EURONORM

	Model	Depth	Height	Width	C.centre	Weight	Cap.	Thermal Power Δt=50°C	Δt=50°C	Δt=40°C	Δt=30°C	Δt=20°C	Exp.
		mm	H mm	L mm	L' mm	Kg	lt	Btu/h	**Watt**	Watt	**Watt (*)**	Watt	n.
	Relax O. P. 688 x 653	63,5	688	653	45 / 100	17,3	4,4	2327	**682**	515	**359**	216	1,255
	Relax O. P. 688 x 857	63,5	688	857	45 / 100	22,4	5,9	3054	**895**	676	**471**	283	1,255
	Relax O. P. 688 x 1061	63,5	688	1061	45 / 100	27,5	7,3	3780	**1108**	837	**584**	351	1,255
	Relax O. P. 688 x 1197	63,5	688	1197	45 / 100	31,0	8,3	4265	**1250**	945	**658**	396	1,255
	Relax O. P. 688 x 1401	63,5	688	1401	45 / 100	36,1	9,8	4992	**1463**	1106	**770**	463	1,255
	Relax O. P. 868 x 653	63,5	868	653	45 / 100	22,0	5,7	2900	**850**	641	**445**	266	1,266
	Relax O. P. 868 x 857	63,5	868	857	45 / 100	28,6	7,5	3808	**1116**	841	**584**	350	1,266
	Relax O. P. 868 x 1061	63,5	868	1061	45 / 100	35,1	9,4	4712	**1381**	1041	**723**	433	1,266
	Relax O. P. 868 x 1197	63,5	868	1197	45 / 100	39,5	10,7	5316	**1558**	1175	**816**	488	1,266
	Relax O. P. 868 x 1401	63,5	868	1401	45 / 100	46,0	12,6	6223	**1824**	1375	**955**	572	1,266
N	Relax O. P. 1163 x 381	63,5	1163	381	45 / 100	18,0	4,4	2355	**691**	516	**355**	209	1,304
N	Relax O. P. 1163 x 517	63,5	1163	517	45 / 100	24,0	6,2	3200	**938**	701	**482**	284	1,304
N	Relax O. P. 1163 x 653	63,5	1163	653	45 / 100	30,6	6,8	4040	**1185**	886	**609**	359	1,304
	Relax O. P. 1663 x 381	63,5	1663	381	45 / 100	25,6	6,4	3166	**928**	696	**480**	284	1,291
	Relax O. P. 1663 x 517	63,5	1663	517	45 / 100	34,3	8,9	4299	**1260**	945	**651**	386	1,291
	Relax O. P. 1663 x 653	63,5	1663	653	45 / 100	43,1	11,4	5428	**1591**	1193	**823**	487	1,291
N	Relax O. P. 1763 x 381	63,5	1963	381	45 / 100	30,1	7,5	3617	**1060**	796	**551**	328	1,281
N	Relax O. P. 1763 x 517	63,5	1963	517	45 / 100	40,5	10,5	4910	**1439**	1081	**748**	445	1,281
N	Relax O. P. 1763 x 653	63,5	1963	653	45 / 100	50,8	13,6	6200	**1817**	1365	**944**	562	1,281
	Relax O. P. 1963 x 381	63,5	2163	381	45 / 100	33,2	8,3	3972	**1164**	875	**606**	361	1,279
	Relax O. P. 1963 x 517	63,5	2163	517	45 / 100	44,6	11,6	5391	**1580**	1188	**822**	490	1,279
	Relax O. P. 1963 x 653	63,5	2163	653	45 / 100	56,0	15,0	6807	**1995**	1500	**1038**	618	1,279
	Relax O. P. 2163 x 381	63,5	1763	381	45 / 100	27,1	6,7	3316	**972**	729	**504**	299	1,304
	Relax O. P. 2163 x 517	63,5	1763	517	45 / 100	36,4	9,5	4502	**1320**	990	**684**	406	1,304
	Relax O. P. 2163 x 653	63,5	1763	653	45 / 100	45,3	11,8	5685	**1667**	1251	**863**	512	1,304

(*) Thanks to the high performance of Irsap RELAX OVER POWER radiators, the ideal Δt for low temperature projects is Δt at 30°C.
For Δt different from 50°C use the formula:
$Q=Qn\ (\Delta t\ /\ 50)^n$
Finishes available: see pag. 326.

- Maximum working pressure 10 bar
- Maximum working temperature 95°C

The thermal power of Mirror finish (cod. IS) and Satin stainless steel finish (cod. AS) is reduced by about 30%.

RELAX RENOVA

height 2163 mm, lenght 728 mm. Azurite 3 finish (cod. 6C).

RELAX RENOVA is the ideal product for replacement of any radiator already installed, thanks to a series of possible connections, on the bottom or side, making it ideal for the restructuring.
The radiator is supplied with the hydraulic connection kit hidden concealment on the rear of the radiator.

A valve and lockshield system connected to flexible pipes allow for high installation flexibility, varying the hydraulic center distance from a minimum of 45 mm to a maximum of 100 mm as desired.

RENOVATION NO PROBLEM

The strength of RELAX RENOVA is the extreme ease of installation: **a hidden valve and holder system and connected to flexible pipes, it allows to vary the hydraulic wheelbase** as desired either for side connections and on connections from below.
This solution allows, therefore, to replace the old ones without building works cast iron and aluminum radiators and fan coils, choosing a heating body contemporary and with a high aesthetic content.

Connections and center distances
Side centre distances from 500 to 2000 mm
Bottom centre distances from 50 to 700 mm

Completely concealed connections.
Ideal for low temperature operation.

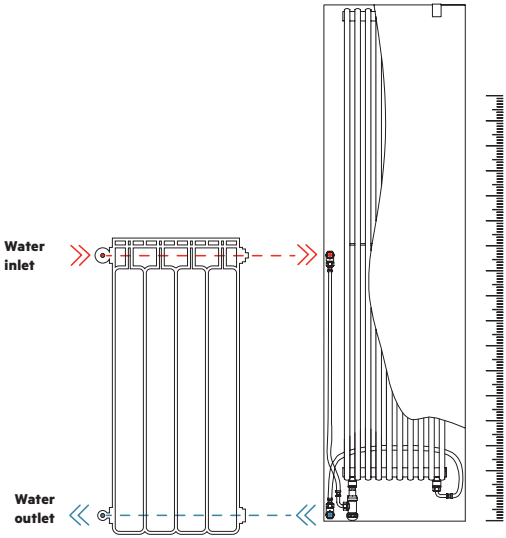

CE 15-C-s2, d0
EN442-1
EN 442 EURONORM

Model	Depth	Height	Width	C.centre	Weight	Cap.	Thermal Power Δt=50°C	Δt=50°C	Δt=40°C	Δt=30°C	Δt=20°C	Exp.
	mm	H mm	L mm	L' mm	Kg	lt	Btu/h	**Watt**	Watt	**Watt (*)**	Watt	n.
688 x 728	63,5	688	728	45 / 100	19,3	4,4	2327	**682**	515	**359**	216	1,255
688 x 932	63,5	688	932	45 / 100	24,4	5,9	3054	**895**	676	**471**	283	1,255
688 x 1136	63,5	688	1136	45 / 100	29,4	7,3	3780	**1108**	837	**584**	351	1,255
688 x 1272	63,5	688	1272	45 / 100	32,8	8,3	4265	**1250**	945	**658**	396	1,255
688 x 1476	63,5	688	1476	45 / 100	37,9	9,8	4992	**1463**	1106	**770**	463	1,255
868 x 728	63,5	868	728	45 / 100	24,1	5,7	2900	**850**	641	**445**	266	1,266
868 x 932	63,5	868	932	45 / 100	30,6	7,5	3808	**1116**	841	**584**	350	1,266
868 x 1136	63,5	868	1136	45 / 100	37,2	9,4	4712	**1381**	1041	**723**	433	1,266
868 x 1272	63,5	868	1272	45 / 100	41,5	10,7	5316	**1558**	1175	**816**	488	1,266
868 x 1476	63,5	868	1476	45 / 100	48,0	12,6	6223	**1824**	1375	**955**	572	1,266
1663 x 456	63,5	1663	456	45 / 100	28,4	6,4	3166	**928**	696	**480**	284	1,291
1663 x 592	63,5	1663	592	45 / 100	37,2	8,9	4299	**1260**	945	**651**	386	1,291
1663 x 728	63,5	1663	728	45 / 100	45,9	11,4	5428	**1591**	1193	**823**	487	1,291
1963 x 456	63,5	1963	456	45 / 100	33,3	7,5	3617	**1060**	796	**551**	328	1,281
1963 x 592	63,5	1963	592	45 / 100	43,6	10,5	4910	**1439**	1081	**748**	445	1,281
1963 x 728	63,5	1963	728	45 / 100	53,9	13,6	6200	**1817**	1365	**944**	562	1,281
2163 x 456	63,5	2163	456	45 / 100	36,5	8,3	3972	**1164**	875	**606**	361	1,279
2163 x 592	63,5	2163	592	45 / 100	47,9	11,6	5391	**1580**	1188	**822**	490	1,279
2163 x 728	63,5	2163	728	45 / 100	59,3	15,0	6807	**1995**	1500	**1038**	618	1,279

(*) Thanks to the high performance of Irsap RELAX RENOVA radiators, the ideal Δt for low temperature projects is Δt at 30°C.
For Δt different from 50°C use the formula:
$Q=Qn\ (\Delta t / 50)^n$

- Maximum working pressure 10 bar
- Maximum working temperature 95°C

Finishes available: see pag. 326.

RELAX RENOVA

Right or left side connection

Hidden hydraulic connection
INCLUDED IN THE PRICE

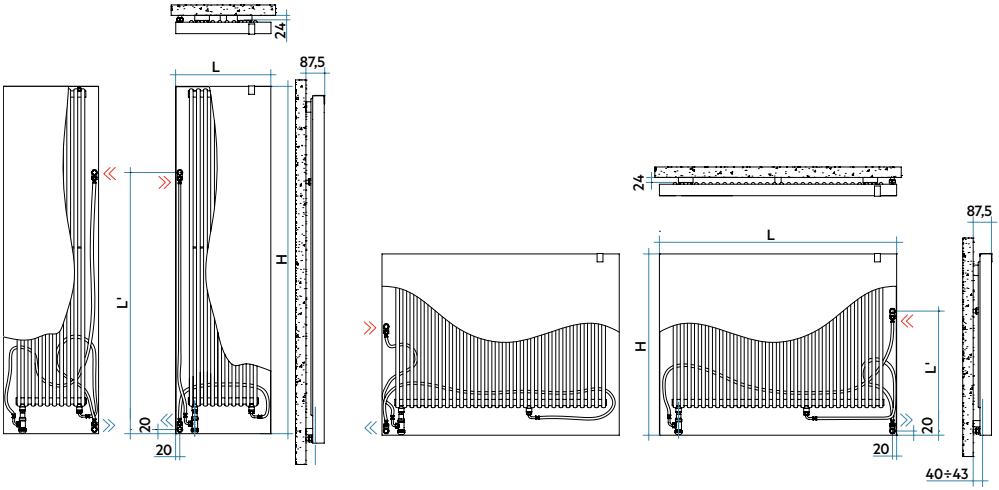

Centre distances available for the replacement of radiators with hydraulic connections on either the right or the left side

				Centre distances available divided according the height				
				from 500 mm	from 601 mm	from 801 mm	from 1601 mm	from 1901 mm
Model	Height	Width	Δt=50°C	to 600 mm	to 800 mm	to 1600 mm	to 1900 mm	to 2000 mm
	H mm	L mm	**Watt**	Code	Code	Code	Code	Code
688 x 728	688	728	**682**	L1	✗	✗	✗	✗
688 x 932	688	932	**895**	L1	✗	✗	✗	✗
688 x 1136	688	1136	**1.108**	L1	✗	✗	✗	✗
688 x 1272	688	1272	**1.250**	L1	✗	✗	✗	✗
688 x 1476	688	1476	**1.463**	L1	✗	✗	✗	✗
868 x 728	868	728	**850**	L1	L2	✗	✗	✗
868 x 932	868	932	**1.116**	L1	L2	✗	✗	✗
868 x 1136	868	1136	**1.381**	L1	L2	✗	✗	✗
868 x 1272	868	1272	**1.558**	L1	L2	✗	✗	✗
868 x 1476	868	1476	**1.824**	L1	L2	✗	✗	✗
1663 x 456	1663	456	**928**	L1	L2	L3	✗	✗
1663 x 592	1663	592	**1.260**	L1	L2	L3	✗	✗
1663 x 728	1663	728	**1.591**	L1	L2	L3	✗	✗
1963 x 456	1963	456	**1.060**	L1	L2	L3	L4	✗
1963 x 592	1963	592	**1.439**	L1	L2	L3	L4	✗
1963 x 728	1963	728	**1.817**	L1	L2	L3	L4	✗
2163 x 456	2163	456	**1.164**	L1	L2	L3	L4	L5
2163 x 592	2163	592	**1.580**	L1	L2	L3	L4	L5
2163 x 728	2163	728	**1.995**	L1	L2	L3	L4	L5

✔ = Conn. centre available - ✗ = Conn. centre not available

RELAX RENOVA

Bottom connection

Hidden hydraulic connection
INCLUDED IN THE PRICE

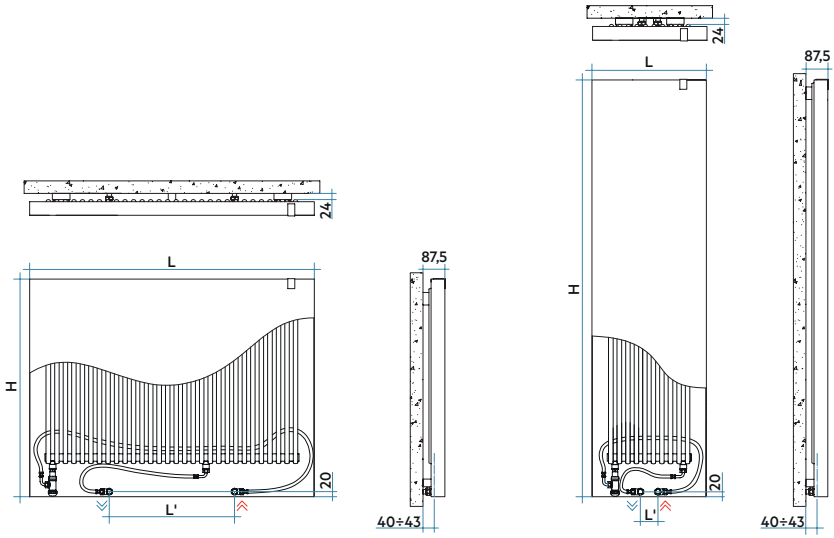

Centre distances available for the replacement of radiators with hydraulic connections from the bottom

				Centre distances available divided according to the bottom				
				from 50 mm	from 201 mm	from 321 mm	from 451 mm	from 501 mm
Model	Height	Width	Δt=50°C	to 200 mm	to 320 mm	to 450 mm	to 500 mm	to 700 mm
	H mm	L mm	**Watt**	Code	Code	Code	Code	Code
688 x 728	688	728	**682**	S1	S2	S3	✗	✗
688 x 932	688	932	**895**	S1	S2	S3	S4	✗
688 x 1136	688	1136	**1.108**	S1	S2	S3	S4	S5
688 x 1272	688	1272	**1.250**	S1	S2	S3	S4	S5
688 x 1476	688	1476	**1.463**	S1	S2	S3	S4	S5
868 x 728	868	728	**850**	S1	S2	S3	✗	✗
868 x 932	868	932	**1.116**	S1	S2	S3	S4	✗
868 x 1136	868	1136	**1.381**	S1	S2	S3	S4	S5
868 x 1272	868	1272	**1.558**	S1	S2	S3	S4	S5
868 x 1476	868	1476	**1.824**	S1	S2	S3	S4	S5
1663 x 456	1663	456	**928**	S1	✗	✗	✗	✗
1663 x 592	1663	592	**1.260**	S1	S2	✗	✗	✗
1663 x 728	1663	728	**1.591**	S1	S2	S3	✗	✗
1963 x 456	1963	456	**1.060**	S1	✗	✗	✗	✗
1963 x 592	1963	592	**1.439**	S1	S2	✗	✗	✗
1963 x 728	1963	728	**1.817**	S1	S2	S3	✗	✗
2163 x 456	2163	456	**1.164**	S1	✗	✗	✗	✗
2163 x 592	2163	592	**1.580**	S1	S2	✗	✗	✗
2163 x 728	2163	728	**1.995**	S1	S2	S3	✗	✗

✔ = Conn. centre available - ✗ = Conn. centre not available

RELAX IMMAGINA

height 2000 mm. lenght 600 mm. Matt White finish (cod. J8). Design by Domenico De Palo

The radiating body is a sculpture on the wall; the infinite solutions are accomplices.
Integration into the field of vision is achieved by blending in with the finish. The purity of the line is not an end in itself but rather dictated by the shape that becomes body, light, and color before changing into heat.
Available in two models, RELAX IMMAGINA S and RELAX IMMAGINA L, with two thermal powers and with luminous LEDs in a chromatic sequence.

RELAX IMMAGINA

Hidden hydraulic connection
INCLUDED IN THE PRICE

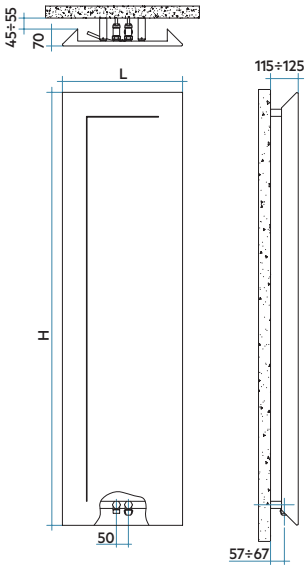

CE 08
EN442-1
EN 442 EURONORM

Model	Depth	Height	Width	Conn. centre	Weight	Cap.	Thermal Power Δt=50°C	**Δt=50°C**	Δt=40°C	**Δt=30°C**	Δt=20°C	Exp.
	mm	H mm	L mm	L' mm	Kg	lt	Btu/h	**Watt**	Watt	**Watt (*)**	Watt	n.
RELAX IMMAGINA S	70	1800	500	50	26,3	1,4	2624	**769**	584	**410**	248	1,234
RELAX IMMAGINA L	70	2000	600	50	33,3	1,9	3443	**1009**	768	**540**	329	1,224
RELAX IMMAGINA S with LED	70	1800	500	50	26,3	1,4	2624	**769**	584	**410**	248	1,234
RELAX IMMAGINA L with LED	70	2000	600	50	33,3	1,9	3443	**1009**	768	**540**	329	1,224

(*) Thanks to the high performance of Irsap RELAX IMMAGINA radiators, the ideal Δt for low temperature projects is Δt at 30°C.
For Δt different from 50°C use the formula:
$Q=Qn\ (\Delta t / 50)^n$

- Maximum working pressure 4 bar
- Maximum working temperature 95°C

STANDARD SUPPLY: valve unit complete with couplings for copper (diameters 12, 14 and 15 mm) and multilayer (14 thick 2 and 16 thick 2); 4 wall supports; LED lighting system optional; air vent.

Finishes available: see pag. 326.

DESIGN

Radiators

Eclectic lines that go beyond traditional installations.
Technological perfection.
Painstaking attention to detail.
Perfect proportions in form and finish.
Irsap Design radiators are all this and more: products developed for unconventional homes and strong personality.

TESI JOIN

10 elements, height 2000 mm, lenght 481 mm, Matt Blue Dove finish (cod. 4P).

TESI JOIN has a sinuous and captivating shape.
The soft lines that intertwine make this heating body the protagonist of any environment in which it is inserted.
TESI JOIN has as standard equipment: valve, holder, shelves for installation in a coordinated finish, chromed vent valve, chromed pipe cover and hole cover rosette.
TESI JOIN is available in: 2 heights 1802 and 2002 mm; 3 widths from 391 to 571 mm; thermal powers from 994 to 1668 Watt.

TESI JOIN

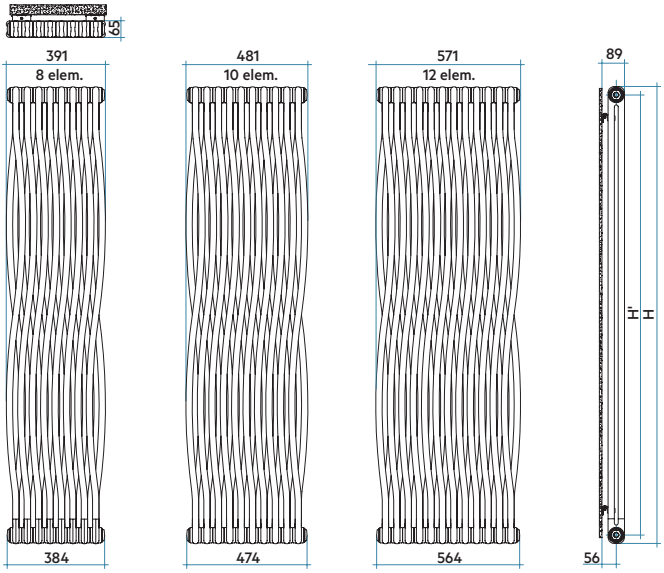

H mm	H' mm
1802	1735
2002	1935

CE 01
EN442-1

EURONORM EN 442

Model	Depth	Height	Width	C.centre	Weight	Cap.	Thermal Power Δt=50°C	Δt=50°C	Δt=40°C	Δt=30°C	Δt=20°C	Exp.
	mm	mm	mm	mm	Kg	lt	Btu/h	**Watt**	Watt	**Watt (*)**	Watt	n.
1800 08 el.	65	1802	391	1735	21,5	12,6	2918	**994**	739	**504**	294	1,329
1800 10 el.	65	1802	481	1735	26,9	15,8	3647	**1243**	924	**630**	368	1,329
1800 12 el.	65	1802	571	1735	32,3	19,0	4376	**1491**	1109	**756**	441	1,329
2000 08 el.	65	2002	391	1935	24,1	13,8	3263	**1112**	828	**567**	332	1,319
2000 10 el.	65	2002	481	1935	30,1	17,2	4079	**1390**	1036	**709**	415	1,319
2000 12 el.	65	2002	571	1935	36,1	20,6	4895	**1668**	1243	**850**	498	1,319

(*) Thanks to the high performance of Irsap TESI JOIN radiators, the ideal Δt for low temperature projects is Δt at 30°C.
For Δt different from 50°C use the formula:
$Q=Qn\ (\Delta t / 50)^n$

Finishes available: see pag. 326.

- Maximum working pressure 10 bar
- Maximum working temperature 95°C

Extension of Guarantee:
Starting from 2010 sales, the whole range of TESI radiators is guaranteed for 10 years.

TESI RUNNER

12 elements, height 1800 mm, lenght 571 mm. Sablé finish (cod. Y4).

The TESI RUNNER model's sinuosity is its distinctive feature and makes dynamism the absolute protagonist in every room.
TESI RUNNER has as standard equipment: valve, lockshield, shelves for installation in a coordinated finish, chromed vent valve, chromed pipe cover and hole cover rosette.
TESI RUNNER is available in: 2 heights 1802 and 2002 mm; 3 widths from 391 to 571 mm; thermal powers from 994 to 1668 Watt.

TESI RUNNER

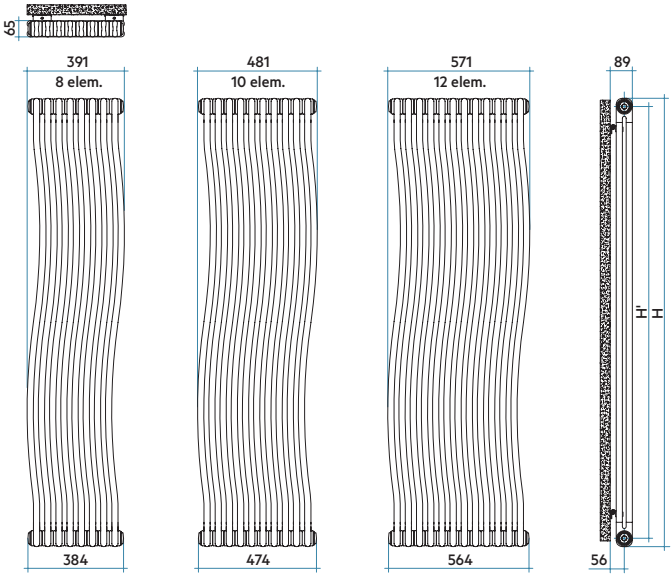

H mm	H' mm
1802	1735
2002	1935

CE 01
EN442-1
EN 442 EURONORM

Model	Depth	Height	Width	C.centre	Weight	Cap.	Thermal Power Δt=50°C	**Δt=50°C**	Δt=40°C	**Δt=30°C**	Δt=20°C	Exp.
	mm	mm	mm	mm	Kg	lt	Btu/h	**Watt**	Watt	**Watt (*)**	Watt	n.
1800 08 el.	65	1802	391	1735	21,5	12,6	2918	**994**	739	**504**	294	1,329
1800 10 el.	65	1802	481	1735	26,9	15,8	3647	**1243**	924	**630**	368	1,329
1800 12 el.	65	1802	571	1735	32,3	19,0	4376	**1491**	1109	**756**	441	1,329
2000 08 el.	65	2002	391	1935	24,1	13,8	3263	**1112**	828	**567**	332	1,319
2000 10 el.	65	2002	481	1935	30,1	17,2	4079	**1390**	1036	**709**	415	1,319
2000 12 el.	65	2002	571	1935	36,1	20,6	4895	**1668**	1243	**850**	498	1,319

(*) Thanks to the high performance of Irsap TESI RUNNER radiators, the ideal Δt for low temperature projects is Δt at 30°C.
For Δt different from 50°C use the formula:
$Q=Qn\ (\Delta t / 50)^n$

Finishes available: see pag. 326.

- Maximum working pressure 10 bar
- Maximum working temperature 95°C

Extension of Guarantee:
Starting from 2010 sales, the whole range of TESI radiators is guaranteed for 10 years.

STEP_V

8 elements, height 2000 mm, lenght 910 mm. Medium Grey finish (cod. 4D). Designed by Antonio Citterio with Sergio Brioschi

STEP_V is the range of vertically developed products available in multiple sizes and powers.
Nine models designed to offer optimal adaptability to any type of environment and every need.

The breadth of range ensures ideal comfort in every situation.

STEP_V

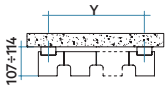

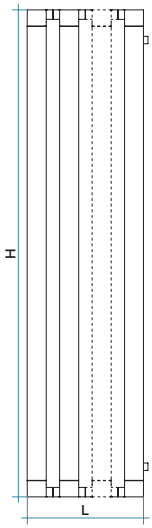

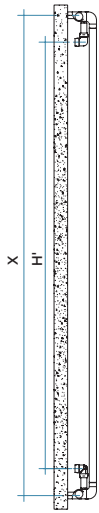

H mm	H' mm	L mm	X mm	Y mm
600	376	670	575	595
600	376	910	575	835
600	376	1150	575	1075
1800	1576	430	1775	355
1800	1576	670	1775	595
1800	1576	910	1755	835
2000	1776	430	1975	355
2000	1776	670	1975	595
2000	1766	910	1975	835

CE 19
EN442-1

Model	Depth	Height	Width	C.centre	Weight	Cap.	Thermal Power Δt=50°C	Δt=50°C	Δt=40°C	Δt=30°C	Δt=20°C	Exp.
	mm	mm	mm	mm	Kg	lt	Btu/h	**Watt**	Watt	**Watt (*)**	Watt	n.
STEP_V_0600_06 el.	107	600	670	376	11,6	1,7	1417	**415**	315	**221**	134	1,232
STEP_V_0600_08 el.	107	600	910	376	15,6	2,2	1889	**554**	421	**295**	179	1,232
STEP_V_0600_10 el.	107	600	1150	376	19,7	2,8	2361	**692**	526	**369**	224	1,232
STEP_V_1800_04 el.	107	1800	430	1576	13,9	3,2	2376	**696**	529	**371**	225	1,234
STEP_V_1800_06 el.	107	1800	670	1576	21,1	4,8	3564	**1045**	793	**556**	337	1,234
STEP_V_1800_08 el.	107	1800	910	1576	28,3	6,4	4752	**1393**	1057	**741**	449	1,234
STEP_V_2000_04 el.	107	2000	430	1776	14,9	3,5	2609	**765**	580	**406**	246	1,238
STEP_V_2000_06 el.	107	2000	670	1776	22,6	5,3	3914	**1147**	870	**610**	369	1,238
STEP_V_2000_08 el.	107	2000	910	1776	30,4	7,1	5219	**1529**	1160	**813**	492	1,238

(*) Thanks to the high performance of Irsap STEP_V radiators, the ideal Δt for low temperature projects is Δt at 30°C.

For Δt different from 50°C use the formula:

$Q=Qn\ (\Delta t / 50)^n$

- Maximum working pressure 4 bar
- Maximum working temperature 95°C

Finishes available: see pag. 326.

STANDARD SUPPLY: wall fixing systems the same finish as the radiator; 2 hidden vent valves of 1/2" and valve caps; pre-mounted hydraulic connection kit in the same finish as the radiator, complete with couplings for copper fittings (diameter 12, 14 and 15 mm), and multilayer pipes (14 x 2 thick and 16 x 2 thick).

STEP_H

4 elements, height 430 mm, lenght 1500 mm. Quartz 2 finish (cod. 2C). Designed by Antonio Citterio with Sergio Brioschi

The STEP range offers the synthesis of simple and clean lines, peculiarities universally recognized in the works of Antonio Citterio.
With STEP, IRSAP invites you to experience the home.

STEP_H is the version with horizontal development, made with large 70 mm slats.
Thanks to its harmony of shapes and its multiple sizes, STEP_H is adaptable to any room in the house.

STEP_H

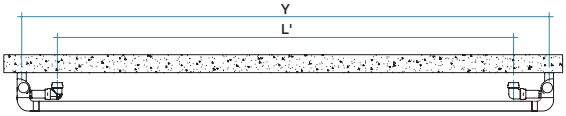

H mm	L mm	L' mm	X mm	Y mm
310	1500	1276	235	1475
430	1500	1276	355	1475
310	1800	1576	235	1775
430	1800	1576	355	1775

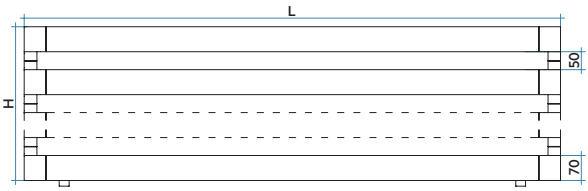

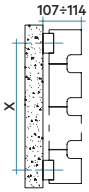

CE 19
EN442-1
EN 442 EURONORM

Model	Depth	Height	Width	C.centre	Weight	Cap.	Thermal Power Δt=50°C Btu/h	**Δt=50°C Watt**	Δt=40°C Watt	**Δt=30°C Watt (*)**	Δt=20°C Watt	Exp. n.
	mm	mm	mm	mm	Kg	lt						
STEP_H_1500_03 el.	107	310	1500	1276	9,1	2,0	1589	**466**	351	**243**	146	1,269
STEP_H_1500_04 el.	107	430	1500	1276	12,3	2,7	2129	**624**	470	**327**	196	1,266
STEP_H_1800_03 el.	107	310	1800	1576	10,3	2,4	1907	**559**	421	**292**	175	1,269
STEP_H_1800_04 el.	107	430	1800	1576	13,9	3,2	2554	**749**	564	**392**	235	1,266

(*) Thanks to the high performance of Irsap STEP_H radiators, the ideal Δt for low temperature projects is Δt at 30°C.
For Δt different from 50°C use the formula:
$Q=Qn\ (\Delta t / 50)^n$

- Maximum working pressure 4 bar
- Maximum working temperature 95°C

Finishes available: see pag. 326.

STANDARD SUPPLY: wall fixing systems the same finish as the radiator; 2 hidden vent valves of 1/2" and valve caps; pre-mounted hydraulic connection kit in the same finish as the radiator, complete with couplings for copper fittings (diameter 12, 14 and 15 mm), and multilayer pipes (14 x 2 thick and 16 x 2 thick).

STEP_B

height 1240 mm, lenght 600 mm. Satin Black finish (cod. 30). Designed by Antonio Citterio with Sergio Brioschi

The essential geometry of the horizontal elements and the large spaces for placing towels make STEP_B the most exclusive and elegant design product for the contemporary bathroom.

Each component of the radiator is designed in every detail.

STEP_B

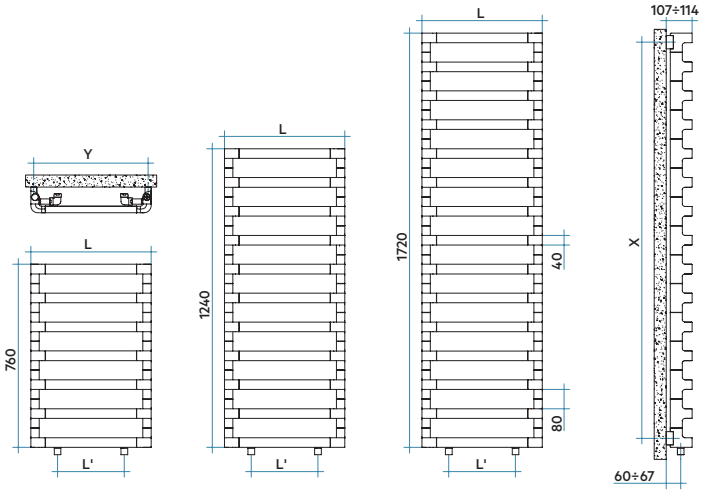

H mm	L mm	L' mm	X mm	Y mm
760	500	276	685	475
	600	376	685	575
1240	500	276	1165	475
	600	376	1165	575
1720	500	276	1645	475
	600	376	1645	575

CE 19
EN442-1
EN 442 EURONORM

Model	Depth	Height	Width	C.centre	Weight	Cap.	Thermal Power Δt=50°C	**Δt=50°C**	Δt=40°C	**Δt=30°C**	Δt=20°C	Exp.
	mm	mm	mm	mm	Kg	lt	Btu/h	**Watt**	Watt	**Watt (*)**	Watt	n.
STEP_B_760_07 el.	107	760	500	276	10,2	1,6	1262	**370**	285	**203**	126	1,177
	107	760	500	276	10,2	1,6	1436	**421**	326	**234**	147	1,150
STEP_B_1240_11 el.	107	760	600	376	10,8	1,9	2040	**598**	462	**331**	207	1,159
	107	760	600	376	10,8	1,9	2228	**653**	505	**362**	227	1,154
STEP_B_1720_15 el.	107	1720	500	276	22,5	3,5	2784	**816**	631	**454**	285	1,149
	107	1720	500	276	22,5	3,5	3190	**935**	722	**517**	323	1,161

(*) Thanks to the high performance of Irsap STEP_B radiators, the ideal Δt for low temperature projects is Δt at 30°C.
For Δt different from 50°C use the formula:
$Q=Qn\ (\Delta t / 50)^n$

- Maximum working pressure 4 bar
- Maximum working temperature 95°C

STANDARD SUPPLY: wall fixing systems the same finish as the radiator; 2 hidden vent valves of 1/2" and valve caps; pre-mounted hydraulic connection kit in the same finish as the radiator, complete with couplings for copper fittings (diameter 12, 14 and 15 mm), and multilayer pipes (14 x 2 thick and 16 x 2 thick).

N **Finishes available:** see pag. 326.

IT IS

height 1208 mm, lenght 500 mm. Chrome-plated finish (cod. 50). Designed by Angeletti & Ruzza

Form and function, calm, simplicity are the inspiring muses of the IT IS radiator. Harmony, rhythm, balance between full and empty, perfect proportions, the most meticulous attention to detail make the architectural structure of IT IS clear and legible, giving it a sense of freshness, cleanliness and order.

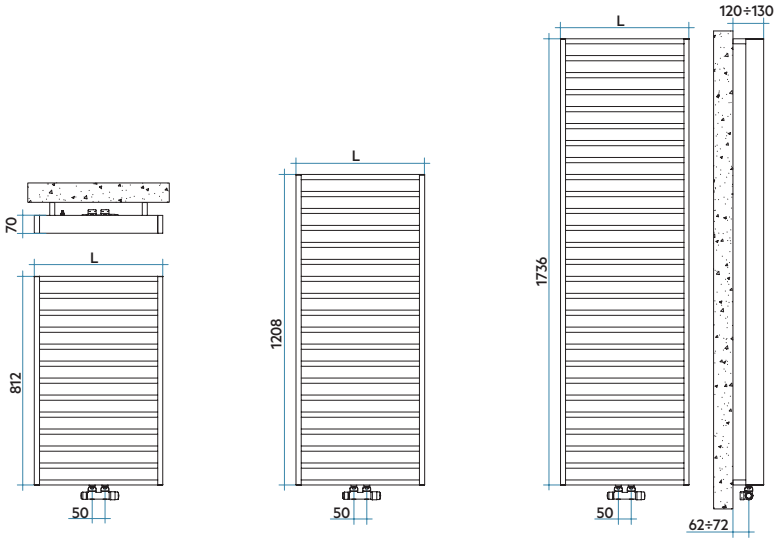

CE 19
EN442-1
EN 442 EURONORM

Model	Depth	Height	Width	C.centre	Weight	Cap.	Thermal Power Δt=50°C	**Δt=50°C**	Δt=40°C	**Δt=30°C**	Δt=20°C	Exp.
	mm	mm	mm	mm	Kg	lt	Btu/h	**Watt**	Watt	**Watt (*)**	Watt	n.
812	70	812	500	50	11,1	1,4	1146	**336**	254	**177**	107	1,250
13 rails	70	812	600	50	13,0	1,6	1392	**408**	310	**218**	132	1,230
1208	70	1208	500	50	16,3	2,0	1730	**507**	385	**270**	164	1,230
19 rails	70	1208	600	50	19,0	2,3	1976	**579**	440	**309**	188	1,230
1736	70	1736	500	50	23,2	2,8	2532	**742**	563	**394**	238	1,240
27 rails	70	1736	600	50	27,1	3,3	2781	**815**	618	**433**	262	1,240

(*) Thanks to the high performance of Irsap IT IS radiators, the ideal Δt for low temperature projects is Δt at 30°C.
For Δt different from 50°C use the formula:
$Q=Qn\ (\Delta t / 50)^n$

- Maximum working pressure 4 bar
- Maximum working temperature 95°C

STANDARD SUPPLY: angle pattern valve and lockshield valve assembly complete with copper fitting (diameters 12, 14, and 15 mm), multilayer pipes (14 x 2 thick and 16 x 2 thick); kit of pipe covers (suitable for pipes up to 16 mm thick); wall fixing system; air vent chrome-plated; 1 towel rail bracket to match the radiator.

Available only in chrome finish.

DEDALO

height 1600 mm, lenght 660 mm. Matt Blue Dove finish (cod. 4P). Designed by Synthesis Design

Lines that chase each other forming a geometric sign of high personality. Precisely worked steel characterizes DEDALO with a defined personality. The LED light (in the model with light) creeps into the spaces, forming plays of light and shadow.

It is supplied with the innovative concealed hydraulic connection system installed directly in the company. Available in two models, DEDALO P and DEDALO L, with two thermal powers.

DEDALO

Hidden hydraulic connection
INCLUDED IN THE PRICE

DEDALO P

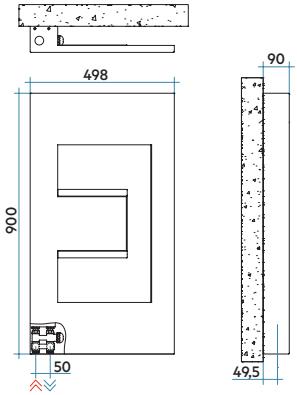

DEDALO L

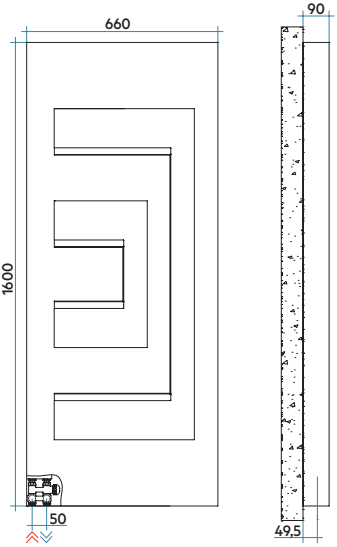

CE 13
EN442-1
EN 442 EURONORM

Model	Depth	Height	Width	C.centre	Weight	Cap.	Thermal Power Δt=50°C	Δt=50°C	Δt=40°C	Δt=30°C	Δt=20°C	Exp.
	mm	mm	mm	mm	Kg	lt	Btu/h	**Watt**	Watt	**Watt (*)**	Watt	n.
DEDALO	90	900	498	50	18,0	0,7	846	**248**	182	**122**	70	1,386
	90	1600	660	50	23,2	1,4	2269	**665**	509	**361**	223	1,194
DEDALO with LED	90	900	498	50	18,0	0,7	846	**248**	182	**122**	70	1,386
	90	1600	660	50	23,2	1,4	2269	**665**	509	**361**	223	1,194

(*) Thanks to the high performance of Irsap DEDALO radiators, the ideal Δt for low temperature projects is Δt at 30°C.
For Δt different from 50°C use the formula:
$Q=Qn\ (\Delta t / 50)^n$
- Maximum working pressure 4 bar
- Maximum working temperature 95°C

Finishes available: see pag. 326.

Finishes available: IRSAP finishes only for codes: J8, 16, 1C, Y4, 3V, 2C, 2D, 1B, 4V, 9U, L3, 4D, L6, 8N, J4, 7D, 5V, 3P, 2V, 1V, 9N, 1P, 6V, 4P, 6C, K1, 18, 30, 32.
See table pag. 326.

STANDARD SUPPLY: innovative water connection system installed on the product complete with fittings for connection to copper pipes (12, 14 and 15 mm diameter) and multilayer pipes (14 x 2 thick and 16 x 2 thick); wall fixing system built into the product column; LED lighting system optional; air vent.

SEQUENZE

height 1735 mm, lenght 500 mm. Ivory finish (cod. 02). Designed by Angeletti & Ruzza

The cuts break the shape and make it functional for use but above all they accentuate the perceived value, making it three-dimensional and sculptural.
The light and shadows reveal an intrinsic spirituality of the object.

SEQUENZE is supplied with the innovative concealed hydraulic connection system installed directly in the company.
Available in two models, SEQUENZE S and SEQUENZE L, with two thermal powers.

SEQUENZE

Hidden hydraulic connection
INCLUDED IN THE PRICE

SEQUENZE S

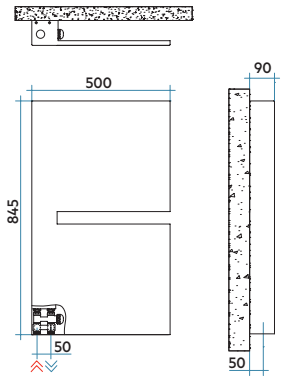

SEQUENZE L

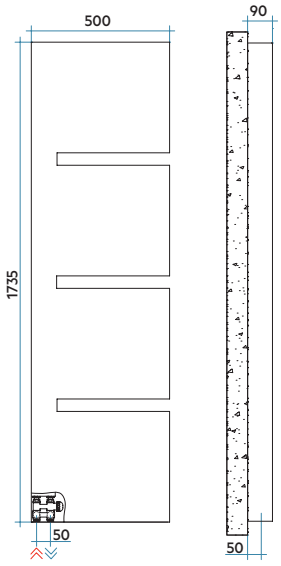

CE 08 EN442-1 EN 442 EURONORM

Model	Depth	Height	Width	C.centre	Weight	Cap.	Thermal Power Δt=50°C Btu/h	Δt=50°C **Watt**	Δt=40°C Watt	Δt=30°C **Watt (*)**	Δt=20°C Watt	Exp. n.
	mm	mm	mm	mm	Kg	lt						
SEQUENZE S	90	845	500	50	16,2	0,8	1317	**386**	294	**206**	126	1,225
SEQUENZE L	90	1735	500	50	32,2	1,7	2518	**738**	560	**392**	238	1,236

(*) Thanks to the high performance of Irsap SEQUENZE radiators, the ideal Δt for low temperature projects is Δt at 30°C.
For Δt different from 50°C use the formula:
$Q=Qn\ (\Delta t / 50)^n$

- Maximum working pressure 4 bar
- Maximum working temperature 95°C

Finishes available: see pag. 326.

STANDARD SUPPLY: innovative water connection system installed on the product complete with fittings for connection to copper pipes (12, 14 and 15 mm diameter) and multilayer pipes (14 x 2 thick and 16 x 2 thick); wall fixing system built into the product column; air vent.

QUADRAQUA

height 1828 mm, lenght 300 mm. Standard White finish (cod. 01). Designed by Domenico De Palo

Strict, rigid lines are almost the raison d'etre of a function that goes beyond ...Emphatically square and modulated by a unit of measure that becomes proportion.

Available in two models, QUADRAQUA S and QUADRAQUA L, with two thermal powers.

QUADRAQUA

QUADRAQUA S

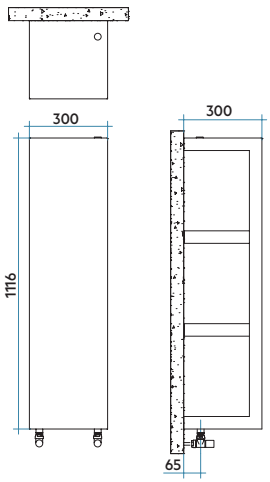

QUADRAQUA L

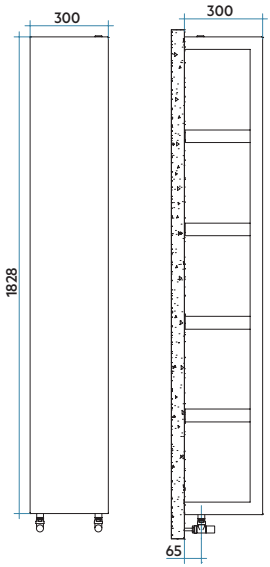

CE 08
EN442-1
EN 442 EURONORM

Model	Depth	Height	Width	C.centre	Weight	Cap.	Thermal Power Δt=50°C	Δt=50°C	Δt=40°C	Δt=30°C	Δt=20°C	Exp.
	mm	mm	mm	mm	Kg	lt	Btu/h	**Watt**	Watt	**Watt (*)**	Watt	n.
QUADRAQUA S	300	1116	300	224	29,0	2,3	1423	**417**	317	**223**	136	1,222
QUADRAQUA L	300	1828	300	224	44,3	3,5	2238	**656**	497	**348**	211	1,240

(*) Thanks to the high performance of Irsap QUADRAQUA radiators, the ideal Δt for low temperature projects is Δt at 30°C.
For Δt different from 50°C use the formula:
$Q=Qn\ (\Delta t\ /\ 50)^n$

- Maximum working pressure 4 bar
- Maximum working temperature 95°C

Finishes available: see pag. 326.

STANDARD SUPPLY: angle pattern valve and lockshield valve assembly complete with copper fitting (12, 14 and 15 mm diameter) multilayer (14 thick 2 and 16 thick 2); kit of pipe covers (suitable for pipes up to 16 mm thick); 4 wall fixing; air vent.

BATHROOM RADIATORS

Soft, elegant and sober forms.
Wide variety of dimensions,
profiles, accessories and heating powers.
Consolidated technology
guaranteed by a long experience.
Irsap bathroom design radiators have always
been synonymous with
safety, efficiency, and practicality.

PAGE

height 1770 mm, lenght 500 mm. Quartz 1 finish (cod. 1C).

PAGE takes up the historic frame radiator and reinterprets it in its form, not only as a heating element but also as a decorative object which adds to the primary function of providing heat to the environment that of interacting harmoniously with the space that hosts it.
Available in 3 heights from 920 to 1770 mm and width of 500 mm.

PAGE

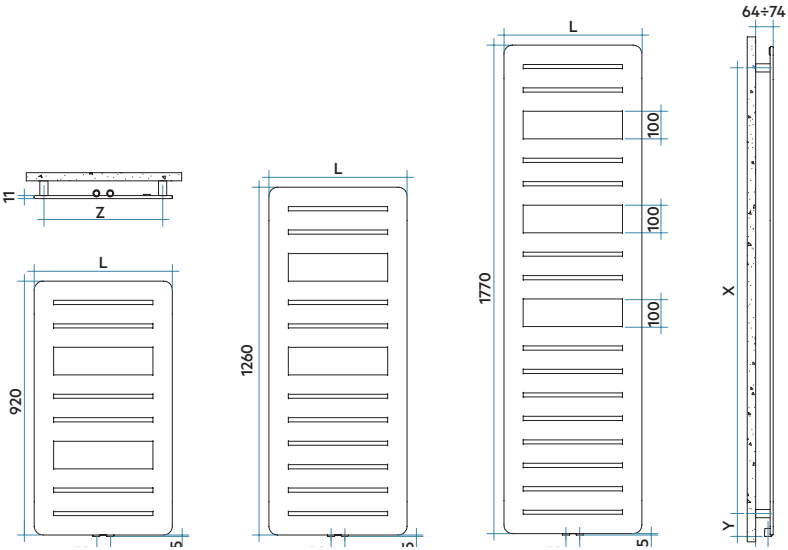

H mm	X mm	Y mm	L mm
920	765	82.5	500
1260	1105		
1770	1615		

CE 20 EN442-1 EN 442 EURONORM

Model		Depth mm	Height mm	Width mm	C.centre mm	Weight Kg	Cap. lt	Thermal Power Δt=50°C Btu/h	**Δt=50°C Watt**	Δt=40°C Watt	**Δt=30°C Watt (*)**	Δt=20°C Watt	Exp. n.
920 9 rails 2 espaces		11	920	500	50	12,5	2,0	1351	**414**	316	**223**	136	1,212
	N	11	920	600	50	14,0	2,6	1671	**490**	374	**264**	162	1,211
1260 13 rails 2 espaces		11	1260	500	50	17,9	3,2	1815	**560**	424	**295**	178	1,252
	N	11	1260	600	50	19,8	3,9	2247	**659**	499	**348**	210	1,250
1770 18 rails 3 espaces		11	1770	500	50	24,8	4,4	2515	**758**	578	**408**	249	1,213
	N	11	1770	600	50	27,4	5,4	3042	**892**	681	**480**	294	1,211

(*) Thanks to the high performance of Irsap PAGE radiators, the ideal Δt for low temperature projects is Δt at 30°C.

For Δt different from 50°C use the formula:

$Q=Qn\ (\Delta t / 50)^n$

- Maximum working pressure 4 bar
- Maximum working temperature 95°C

STANDARD SUPPLY: wall fitting; 3/8" air vent.

Finishes available: see pag. 326.

ELLIPSIS 30_B

height 1560 mm, lenght 610 mm, Matt White finish (cod. J8).

With its elliptical tubes and the harmony of its shape, Ellipsis 30_B is particularly suitable for refined environments.

ELLIPSIS 30_B is available in 4 heights and 4 widths. With the insertion of the electric resistance (optional) it can also work during periods in which the system is off.

ELLIPSIS 30_B

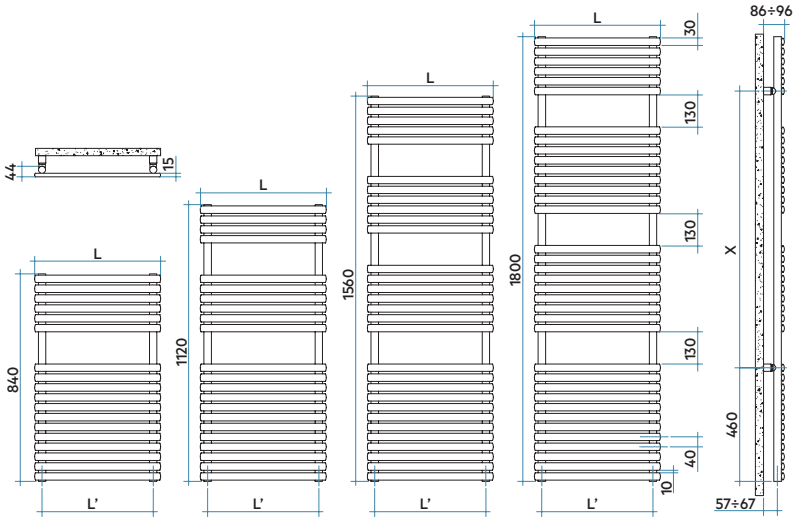

CE 24 EN442-1 EN 442 EURONORM

Model	Depth	Height	Width	C.centre	Weight	Cap.	Potenza Termica Δt=50°C	Δt=50°C	Δt=40°C	Δt=30°C	Δt=20°C	Exp.	Mix funct.
	P mm	H mm	L mm	L' mm	Kg	lt	Btu/h	**Watt**	Watt	**Watt (*)**	Watt	n.	Watt
840	44	840	410	350	6,4	3,0	1267	**371**	282	**197**	119	1,240	400
18 rails	44	840	510	450	7,5	3,5	1565	**459**	348	**244**	147	1,239	500
1 espace	44	840	610	550	8,6	4,0	1863	**546**	414	**290**	176	1,238	500
	44	840	760	700	10,3	4,7	2309	**677**	514	**360**	218	1,236	750
1120	44	1120	410	350	8,0	3,8	1558	**457**	346	**243**	147	1,238	500
22 rails	44	1120	510	450	9,3	4,4	1916	**562**	426	**299**	181	1,237	500
2 espaces	44	1120	610	550	10,7	5,0	2274	**666**	506	**354**	215	1,236	750
	44	1120	760	700	12,7	5,9	2810	**824**	625	**439**	266	1,234	1000
1560	44	1560	410	350	10,9	5,2	2061	**604**	458	**321**	195	1,236	750
30 rails	44	1560	510	450	12,7	6,0	2530	**741**	563	**395**	239	1,234	750
3 espaces	44	1560	610	550	14,6	6,9	2999	**879**	668	**468**	284	1,232	1000
	44	1560	760	700	17,3	8,1	3702	**1085**	825	**579**	352	1,230	1000
1800	44	1800	410	350	12,9	6,2	2374	**696**	528	**370**	225	1,234	750
36 rails	44	1800	510	450	15,1	7,2	2919	**856**	650	**456**	277	1,232	1000
3 espaces	44	1800	610	550	17,4	8,1	3465	**1015**	772	**542**	329	1,230	1000
	44	1800	760	700	20,7	9,6	4283	**1255**	955	**671**	408	1,227	1000

(*) Thanks to the high performance of Irsap ELLIPSIS 30_B radiators, the ideal Δt for low temperature projects is Δt at 30°C.
For Δt different from 50°C use the formula:
$Q=Qn\ (\Delta t / 50)^n$

Finishes available: see pag. 326.

- Maximum working pressure 4 bar
- Maximum working temperature 95°C

STANDARD SUPPLY: 4 adjustable wall fixing brackets in the same color of the radiator; 1/2" air vent.

ELLIPSIS_B

height 1620 mm, lenght 600 mm. Sunstone finish (cod. 2D).

The ELLIPSIS_B towel warmer is ideal for refined environments.
With its versatility, it transforms the space becoming the absolute protagonist of every style of furniture.

ELLIPSIS_B is available in 4 heights and 4 widths.
With the insertion of the electric resistance (optional) it can work even in periods when the system is off.

ELLIPSIS_B

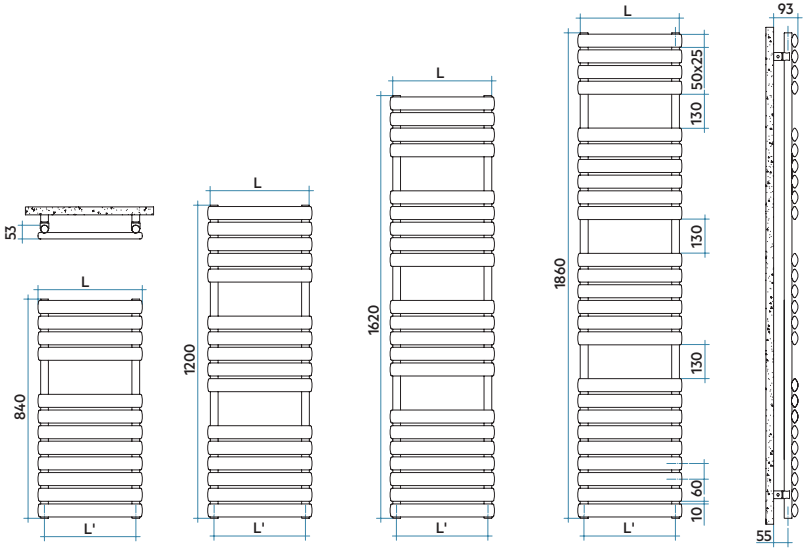

CE 18
EN442-1

Model	Depth	Height	Width	C.centre	Weight	Cap.	Thermal Power Δt=50°C	**Δt=50°C**	Δt=40°C	**Δt=30°C**	Δt=20°C	Exp.	Mix funct.
	mm	mm	mm	mm	Kg	lt	Btu/h	**Watt**	Watt	**Watt (*)**	Watt	n.	Watt
840 12 rails 1 espace	53	840	400	350	7,2	4,6	1107	**324**	246	**172**	104	1,237	300
	53	840	500	450	8,6	5,6	1343	**394**	300	**211**	128	1,223	400
	53	840	600	550	10,0	6,5	1580	**463**	354	**250**	153	1,210	400
	53	840	750	700	12,0	8,0	1935	**567**	435	**309**	191	1,189	700
1200 16 rails 2 espaces	53	1200	400	350	10,1	6,3	1561	**457**	344	**238**	142	1,277	400
	53	1200	500	450	11,8	7,6	1875	**550**	415	**289**	173	1,260	400
	53	1200	600	550	13,6	8,8	2190	**642**	486	**340**	205	1,243	700
	53	1200	750	700	16,2	10,7	2661	**780**	594	**419**	255	1,218	700
1620 21 rails 3 espaces	53	1860	400	350	15,1	9,8	2067	**606**	460	**322**	195	1,237	400
	53	1860	500	450	17,9	11,8	2488	**729**	553	**388**	235	1,236	700
	53	1860	600	550	20,7	13,8	2909	**852**	647	**453**	275	1,236	700
	53	1860	750	700	25,0	16,7	3540	**1037**	787	**552**	334	1,236	1000
1860 25 rails 3 espaces	53	1620	400	350	13,1	8,3	2407	**705**	531	**368**	220	1,272	700
	53	1620	500	450	15,4	9,9	2885	**846**	639	**445**	267	1,256	700
	53	1620	600	550	17,7	11,6	3364	**986**	747	**523**	316	1,241	1000
	53	1620	750	700	21,1	14,0	4081	**1196**	912	**642**	392	1,217	1000

(*) Thanks to the high performance of Irsap ELLIPSIS_B radiators, the ideal Δt for low temperature projects is Δt at 30°C.
For Δt different from 50°C use the formula:
$Q=Qn\ (\Delta t / 50)^n$

Finishes available: see pag. 326.

- Maximum working pressure 4 bar
- Maximum working temperature 95°C

STANDARD SUPPLY: 4 adjustable wall fixing brackets in the same color of the radiator; 1/2" air vent.

GET UP

height 1499 mm, lenght 550 mm. Azurite 3 finish (cod. 6C).

GET UP radiator thanks to its constructional features, it can be used as a clothes horse, thanks to the patented double pivot, allows the 90° opening of some heating parts, combining in this way functionality and practicality (or even more enhancing the functionality and practicality).

GET UP

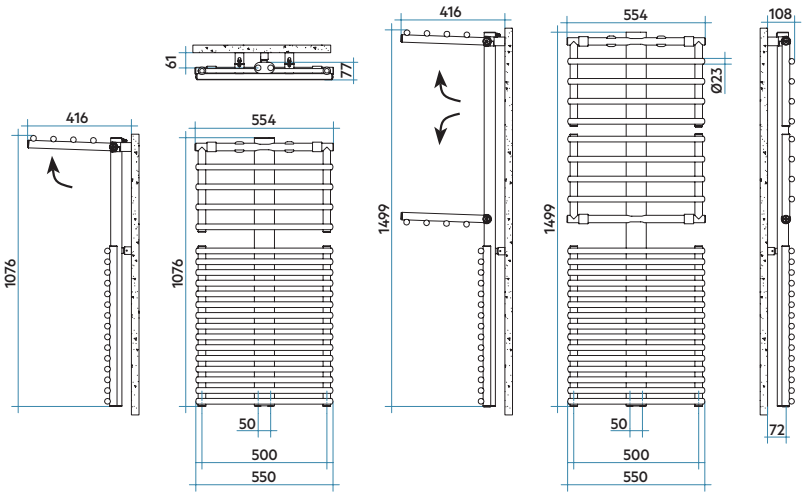

CE 16
EN442-1

Model	Depth Open/Closed P mm	Height H mm	Width L mm	C.centre L' mm	Weight Kg	Cap. lt	Thermal Power Open/Closed Δt=50°C Btu/h	Δt=50°C **Watt**	Δt=40°C Watt	**Δt=30°C Watt (*)**	Δt=20°C Watt	Exp. n.
1076 20 rails 1 espace	385/77	1076	550	500/50	15,4	7,6	2132/1830	**625/536**	473/396	**330/268**	199/155	1,251
1499 25 rails 2 espaces	385/77	1499	550	500/50	20,3	9,9	2644/2410	**775/706**	583/527	**403/362**	240/213	1,278

(*) Thanks to the high performance of Irsap GET UP radiators, the ideal Δt for low temperature projects is Δt at 30°C.
For Δt different from 50°C use the formula:
$Q=Qn\ (\Delta t / 50)^n$

- Maximum working pressure 4 bar
- Maximum working temperature 95°C

Finishes available: see pag. 326.

STANDARD SUPPLY: 3 wall fixings; 1 vent valve of 1/8" for radiators model M (1076 mm height); 1 vent valve of 1/8" and 1 vent valve of 1/2" for radiators model L (1499 mm height); pair of 1/2" caps and cap covers for closing unused supply connections; GET UP is supplied standard with a double hydraulic connection, at the ends of the side manifolds, and with pitch 50 mm in the centre of the radiator.

GET UP AIR MIX

height 1499 mm, lenght 550 mm. Standard White finish (cod. 01).

Thanks to its construction features, the GET UP AIR MIX radiator can be used as a drying rack.
GET UP AIR MIX is combined with a 1000 Watt electric power booster system.

This system provides a uniform temperature in the room where it is installed.

GET UP AIR MIX

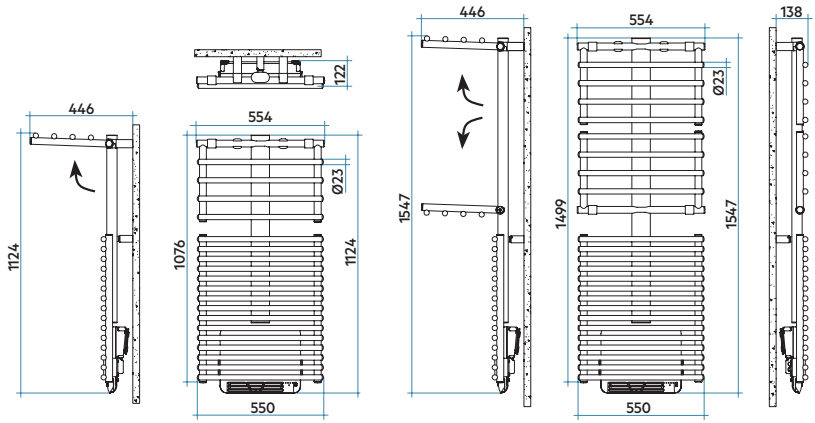

CE 16
EN442-1

Model	Op./Cl. Depth P mm	Height H mm	Width L mm	Conn. centre L' mm	Weight Kg	Cap. lt	Thermal Power Open/Closed Δt=50°C Btu/h	Δt=50°C **Watt**	Δt=40°C Watt	Δt=30°C **Watt (*)**	Δt=20°C Watt	Auxilary heater with diff. Watt	Exp. n.
1076 20 rails 1 espace	385/122	1124	550	500	18,7	6,9	2132/1830	**625/536**	473/396	**330/268**	199/155	+1000	1,251
1499 25 rails 2 espaces	385/122	1547	550	500	23,6	9,2	2644/2410	**775/706**	583/527	**403/362**	240/213	+1000	1,278

- Maximum working pressure 4 bar
- Maximum working temperature 95°C

Finishes available: see pag. 326.

STANDARD SUPPLY: 3 wall fixings; 1 venting valve of 1/8" for radiators model M (height 1076 mm); 1 venting valve of 1/8" and 1 venting valve of 1/2" for radiators model L (height 1499 mm).

N **Booster cover in the same colour as the radiator.**
Wireless Remote Control.

NOVO CULT

height 1567 mm, lenght 500 mm. Tobacco Brown finish (cod. 1B).

Refined radiator that embodies all the technical and formal peculiarities characterized by a strong personality, thanks to the important rounded frame finished by hand, NOVO CULT represents the contemporary reference to the style of tradition.

Available in 4 heights and 3 widths. With the insertion of the electric resistance (optional) it can work even in periods when the system is off.

NOVO CULT

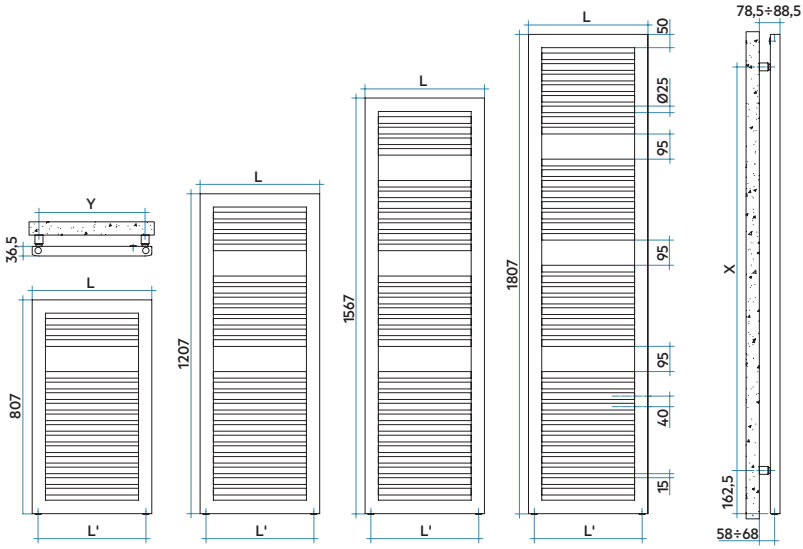

L mm	L' mm	Y mm
450	406	400
500	456	450
600	556	550

H mm	X mm
807	520
1207	920
1567	1280
1807	1520

CE 11
EN442-1

Model	Depth	Height	Width	C.centre	Weight	Cap.	Thermal Power Δt=50°C	Δt=50°C	Δt=40°C	Δt=30°C	Δt=20°C	Exp.	Mix funct.
	mm	mm	mm	mm	Kg	lt	Btu/h	**Watt**	Watt	**Watt (*)**	Watt	n.	Watt
807	36,5	807	450	406	7,8	5,6	1334	**391**	297	**209**	127	1,226	400
15 rails	36,5	807	500	456	8,4	6,1	1467	**430**	327	**229**	139	1,229	400
1 espace	36,5	807	600	556	9,6	7,0	1730	**507**	385	**270**	163	1,236	400
1207	36,5	1207	450	406	11,0	8,0	1900	**557**	420	**292**	175	1,262	400
23 rails	36,5	1207	500	456	11,8	8,6	2081	**610**	460	**320**	192	1,260	400
2 espaces	36,5	1207	600	556	13,5	9,9	2450	**718**	542	**378**	227	1,258	700
1567	36,5	1567	450	406	13,9	10,1	2467	**723**	545	**379**	227	1,265	700
30 rails	36,5	1567	500	456	14,9	10,8	2709	**794**	599	**416**	249	1,264	700
3 espaces	36,5	1567	600	556	16,9	12,4	3194	**936**	706	**491**	294	1,263	1000
1807	36,5	1807	450	406	16,0	11,7	2873	**842**	636	**443**	266	1,258	700
36 rails	36,5	1807	500	456	17,2	12,6	3166	**928**	701	**489**	294	1,255	1000
3 espaces	36,5	1807	600	556	19,6	14,4	3750	**1099**	831	**580**	349	1,250	1000

(*) Thanks to the high performance of Irsap NOVO CULT radiators, the ideal Δt for low temperature projects is Δt at 30°C.
For Δt different from 50°C use the formula:
$Q=Qn\ (\Delta t / 50)^n$

- Maximum working pressure 6 bar
- Maximum working temperature 95°C

STANDARD SUPPLY: 4 wall fixing in the same color as the radiator; air vent.

Extension of Guarantee:
Irsap guarantees the hydraulic seal and paint of NOVO CULT radiators for 10 years, starting with sales in 2009.

Finishes available: see pag. 326.

ODDO

height 1584 mm, lenght 600 mm. Quartz 1 finish (cod. 1C).

Strong personality for a reversible, modern, functional project.
This is the singular peculiarity of ODDO, a towel warmer with a frame that summarizes its functionality. The choice of the aesthetic side is personal: the visual inspiration is interpreted at the time of installation, side with flat tube, side with rounded tube.
Available in 4 heights and 3 widths. With the insertion of the electric resistance (optional) it can work even in periods when the system is off.

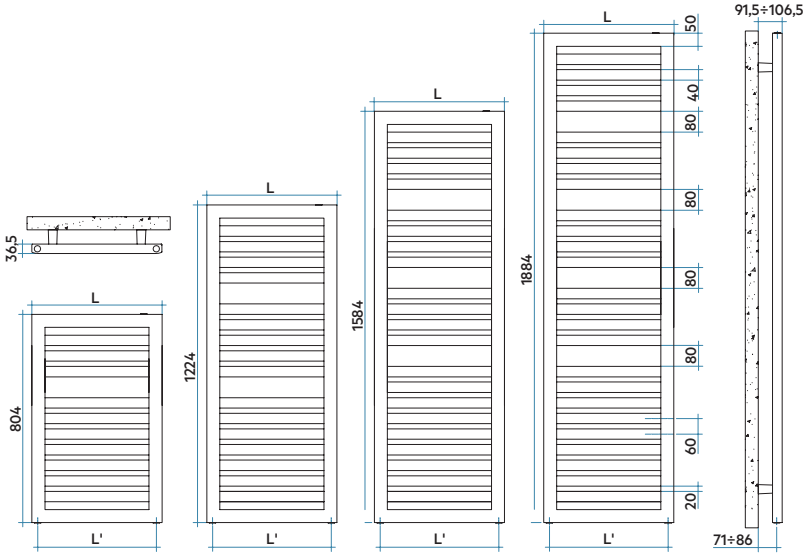

CE 14
EN442-1

Model	Depth	Height	Width	C.centre	Weight	Cap.	Thermal Power Δt=50°C	Δt=50°C	Δt=40°C	Δt=30°C	Δt=20°C	Exp.	Mix funct.
	mm	mm	mm	mm	Kg	lt	Btu/h	**Watt**	Watt	**Watt (*)**	Watt	n.	Watt
804	36,5	804	450	406	8,9	5,9	1276	**374**	285	**200**	122	1,224	300
10 rails	36,5	804	500	456	9,7	6,4	1396	**409**	311	**218**	133	1,229	400
1 espace	36,5	804	600	556	11,2	7,5	1634	**479**	363	**254**	154	1,238	400
1224	36,5	1224	450	406	13,1	8,7	1880	**551**	415	**289**	173	1,265	400
16 rails	36,5	1224	500	456	14,2	9,4	2061	**604**	455	**317**	190	1,265	400
2 espaces	36,5	1224	600	556	16,4	10,9	2422	**710**	536	**372**	223	1,263	700
1584	36,5	1584	450	406	16,6	11,0	2334	**684**	517	**360**	216	1,258	700
21 rails	36,5	1584	500	456	17,9	11,9	2569	**753**	569	**396**	238	1,259	700
3 espaces	36,5	1584	600	556	20,7	13,8	3044	**892**	674	**469**	282	1,259	700
1884	36,5	1884	450	406	19,4	12,9	2815	**825**	621	**430**	257	1,274	700
25 rails	36,5	1884	500	456	21,0	14,0	3081	**903**	680	**471**	281	1,273	700
4 espaces	36,5	1884	600	556	24,2	16,1	3610	**1058**	797	**553**	331	1,269	1000

(*) Thanks to the high performance of Irsap ODDO radiators, the ideal Δt for low temperature projects is Δt at 30°C.
For Δt different from 50°C use the formula:
$Q=Qn\ (\Delta t / 50)^n$

Finishes available: see pag. 326.

- Maximum working pressure 6 bar
- Maximum working temperature 95°C

STANDARD SUPPLY: 4 wall fixing in the same color as the radiator; air vent.

RIGO

height 543 mm, lenght 1520 mm. Ivory finish (cod. 02).

Thanks to its high performance, the RIGO bathroom radiator responds optimally to caloric needs larger bathrooms, enhancing the environment in which it is inserted.
Available in 3 heights and 3 widths.

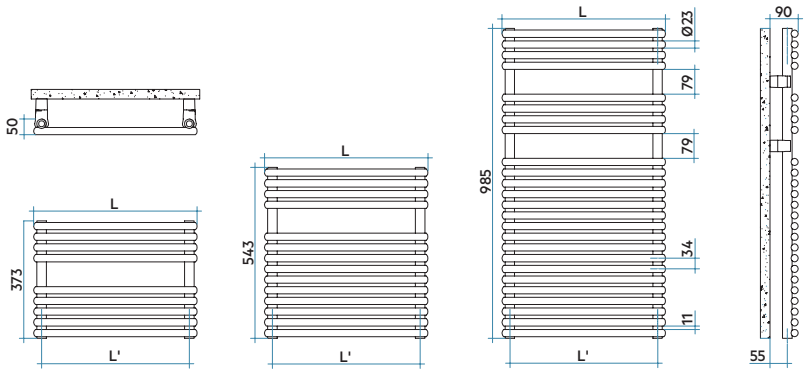

CE 21
EN442-1
EN 442 EURONORM

Model	Depth	Height	Width	C.centre	Weight	Cap.	Thermal Power Δt=50°C	**Δt=50°C**	Δt=40°C	**Δt=30°C**	Δt=20°C	Exp.	Mix funct.
	mm	mm	mm	mm	Kg	lt	Btu/h	**Watt**	Watt	**Watt (*)**	Watt	n.	Watt
373 9 rails 1 espace	50	373	520	470	4,4	1,8	778	**228**	177	**127**	80	1,147	0
	50	373	1220	1170	8,6	3,9	1836	**538**	412	**293**	181	1,191	0
	50	373	1520	1470	10,4	4,8	2289	**671**	512	**362**	221	1,210	0
543 14 rails 1 espace	50	543	520	470	6,4	2,7	1095	**321**	249	**179**	112	1,146	0
	50	543	1220	1170	13,7	6,1	2736	**802**	615	**437**	270	1,190	300
	50	543	1520	1470	16,9	7,5	3439	**1008**	770	**544**	333	1,209	400
985 25 rails 2 espaces	50	985	520	470	11,2	5,0	2030	**595**	459	**328**	204	1,167	700
	50	985	1220	1170	23,8	9,8	4838	**1418**	1087	**772**	477	1,190	1000
	50	985	1520	1470	29,2	11,8	6043	**1771**	1355	**959**	590	1,200	1000

(*) Thanks to the high performance of Irsap RIGO radiators, the ideal Δt for low temperature projects is Δt at 30°C.
For Δt different from 50°C use the formula:
$Q=Qn\ (\Delta t / 50)^n$

- Maximum working pressure 8 bar
- Maximum working temperature 95°C

STANDARD SUPPLY: 4 CHELA connections for 30 mm diameter manifold; 1/2" air vent.

Finishes available: see pag. 326.

JAZZ_S

height 1260 mm, lenght 500 mm. Matt White finish (cod. J8).

A harmony of forms full of technique and improvisation coming from two different sensibilities, JAZZ_S is an extremely versatile towel warmer.
Strictly squared in its sober and essential shape, it well represents the contemporary trend.

Available in 3 heights and 2 widths.
With the insertion of the electric resistance (optional) it can work even in periods when the system is off.

JAZZ_S

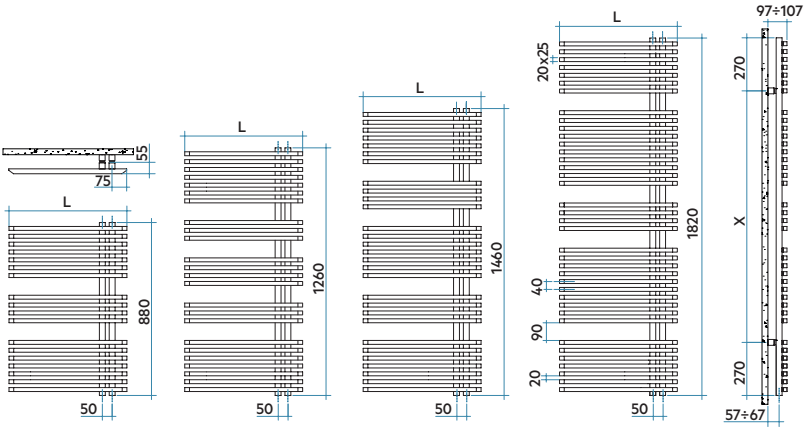

L mm	H mm	X mm
500	880	340
500	1260	720
500 600	1460	920
600	1820	1280

CE 23
EN442-1
EN 442 EURONORM

Model	Depth	Height	Width	C.centre	Weight	Cap.	Thermal Power Δt=50°C	Δt=50°C	Δt=40°C	Δt=30°C	Δt=20°C	Exp.	Mix funct.
	mm	mm	mm	mm	Kg	lt	Btu/h	**Watt**	Watt	**Watt (*)**	Watt	n.	Watt
880 18 rails 2 espaces	55	880	500	50	10,0	4,1	1413	**414**	312	**217**	130	1,264	400
1260 24 rails 4 espaces	55	1260	500	50	13,6	5,4	1955	**573**	429	**296**	175	1,295	400
1460 29 rails 4 espaces	55	1460	500	50	16,1	6,5	2228	**653**	490	**338**	200	1,289	700
	55	1460	600	50	18,5	7,5	2617	**767**	573	**393**	232	1,307	700
1820 38 rails 4 espaces	55	1820	600	50	23,9	9,7	3163	**927**	689	**470**	274	1,329	1000

(*) Thanks to the high performance of Irsap JAZZ_S radiators, the ideal Δt for low temperature projects is Δt at 30°C.
For Δt different from 50°C use the formula:
$Q=Qn\ (\Delta t\ /\ 50)^n$

Finishes available: see pag. 326.

- Maximum working pressure 4 bar
- Maximum working temperature 95°C

STANDARD SUPPLY: 4 wall fixing in the same color as the radiator; 2 1/2" hidden air vents complete with valve cover.

JAZZ_S AIR MIX

height 1857 mm, lenght 600 mm. Matt Anthracite Grey finish (cod. 6V).

A harmony of forms full of technique and improvisation coming from two different sensibilities, JAZZ_S AIR MIX is an extremely versatile towel warmer.

Strictly squared in its sober and essential shape, it well represents the contemporary trend.

JAZZ_S AIR MIX

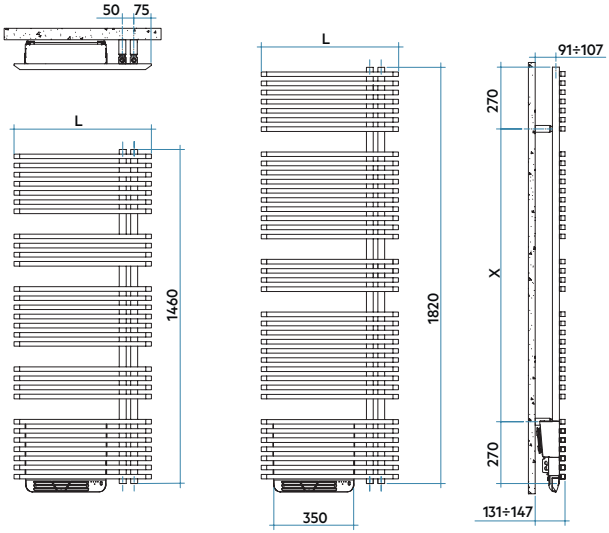

L mm	H mm	X mm
500	1460	920
600		
600	1820	1280

CE 23
EN442-1

EN 442 EURONORM

Model	Depth	Height	Width	Conn. centre	Weight	Cap.	Thermal Power Δt=50°C		Δt=40°C	Δt=30°C	Δt=20°C	Auxilary heater with diff.	Exp.
	P mm	H mm	L mm	L' mm	Kg	lt	Btu/h	**Watt**	Watt	**Watt (*)**	Watt	Watt	n.
1460 29 rails 4 espaces	124	1497	600	50	22,0	7,5	2617	**767**	573	**393**	232	+1000	1,307
1820 38 rails 4 espaces	124	1857	600	50	28,0	10,2	3163	**927**	689	**470**	274	+1000	1,329

- Maximum working pressure 4 bar
- Maximum working temperature 95°C

Finishes available: see pag. 326.

STANDARD SUPPLY: 4 wall fixing in the same color as the radiator; 2 1/2" hidden air vents complete with valve cover.

(N) **Booster cover in the same colour as the radiator.** Wireless Remote Control.

SOUL_S

height 1540 mm, lenght 550 mm. Pearl White finish (cod. 16).

Light, minimal and essential, SOUL_S reinterprets any environment.
Its linear perspectives are the expression of the evolution, fascinating encounter between a round collector and a flat profile, able to influence and characterize the bathroom's environment enhancing its personality.
Available in 3 heights and 1 width.
With the insertion of the electric resistance (optional) it can work even in periods when the system is off.

SOUL_S

L mm	H mm	X mm
550	924	392
	1176	644
	1540	1008
	1848	1316

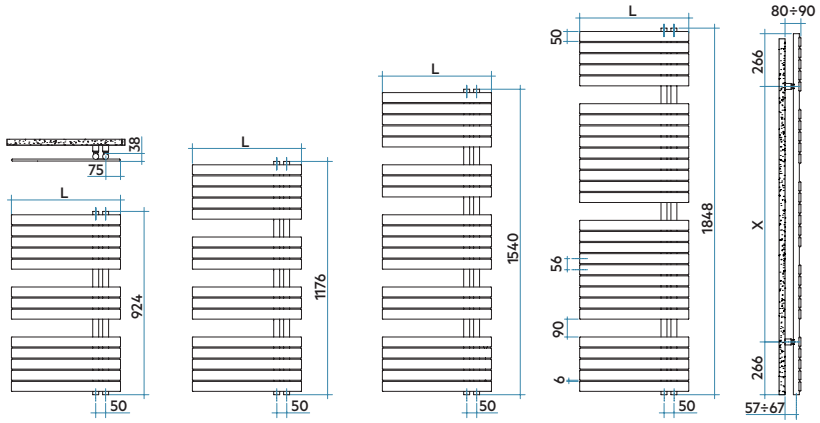

CE 22
EN442-1

EN 442 EURONORM

Model	Depth	Height	Width	C.centre	Weight	Cap.	Thermal Power Δt=50°C	Δt=50°C	Δt=40°C	Δt=30°C	Δt=20°C	Exp.	Mix funct.
	mm	mm	mm	mm	Kg	lt	Btu/h	**Watt**	Watt	**Watt (*)**	Watt	n.	Watt
924 13 rails 2 espaces	38	924	550	50	9,6	3,3	1443	**423**	318	**219**	130	1,285	400
1176 16 rails 3 espaces	38	1176	550	50	11,5	4,1	1723	**505**	379	**262**	155	1,286	400
1540 21 rails 4 espaces	38	1540	550	50	15,0	5,3	2235	**655**	491	**338**	200	1,295	700
1848 28 rails 3 espaces	38	1848	550	50	19,3	7,1	2812	**824**	615	**421**	247	1,313	1000

(*) Thanks to the high performance of Irsap SOUL_S radiators, the ideal Δt for low temperature projects is Δt at 30°C.
For Δt different from 50°C use the formula:
$Q=Qn\ (\Delta t\ /\ 50)^n$

Finishes available: see pag. 326.

- Maximum working pressure 4 bar
- Maximum working temperature 95°C

STANDARD SUPPLY: 4 wall fixing in the same color as the radiator; 2 1/2" hidden air vents complete with valve cover.

SOUL_S AIR MIX

height 1580 mm, lenght 550 mm. Matt Powder Rose finish (cod. 5V).

Light, minimal and essential, SOUL_S AIR MIX reinterprets any environment. Its linear perspectives are the expression of the evolution, fascinating encounter between a round collector and a flat profile, able to influence and characterize the bathroom's environment enhancing its personality.

SOUL_S AIR MIX

L mm	H mm	X mm
550	1176	644
	1540	1008
	1848	1316

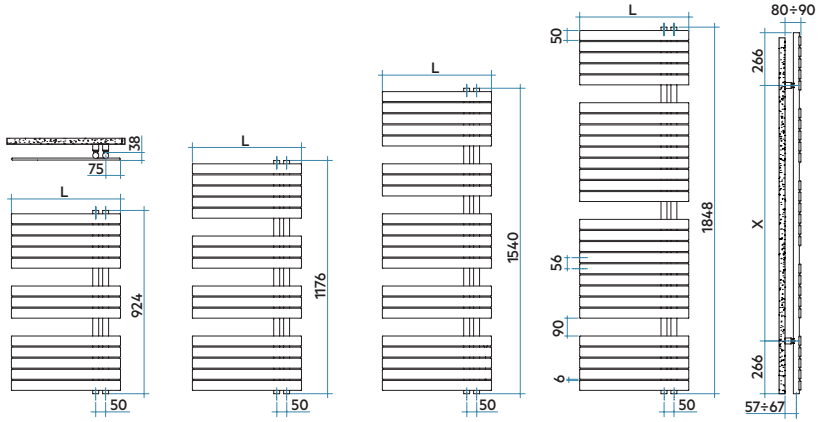

CE 22
EN442-1

Model	Depth	Height	Width	Conn. centre	Weight	Cap.	Thermal Power Δt=50°C		Δt=40°C	Δt=30°C	Δt=20°C	Auxilary heater with diff.	Exp.
	P mm	H mm	L mm	L' mm	Kg	lt	Btu/h	**Watt**	Watt	**Watt (*)**	Watt	Watt	n.
1176 16 rails 3 espaces	110	1216	550	50	15,5	4,1	1723	**505**	379	**262**	155	+1000	1,286
1540 21 rails 4 espaces	110	1580	550	50	19,0	5,3	2235	**655**	491	**338**	200	+1000	1,295
1848 28 rails 3 espaces	110	1888	550	50	23,2	7,1	2812	**824**	615	**421**	247	+1000	1,313

- Maximum working pressure 4 bar
- Maximum working temperature 95°C

Finishes available: see pag. 326.

STANDARD SUPPLY: 4 wall fixing in the same color as the radiator; 2 1/2" hidden air vents complete with valve cover.

(N) **Booster cover in the same colour as the radiator.**
Wireless Remote Control.

FUNKY_S

height 1455 mm, lenght 500 mm. Black finish (cod. 10).

Original features, full of personality and creativity, give shape to this towel warmer with essential lines. FUNKY_S takes inspiration from the rhythm that permeates its shapes, creating a free and versatile approach, capable of transforming and furnishing any bathroom environment, making it the protagonist. Available in 3 heights and 2 widths. With the insertion of the electric resistance (optional) it can work even in periods when the system is off.

FUNKY_S

L mm	H mm	X mm
500	928	355
500	1170	597
500 600	1455	882
600	1842	1269

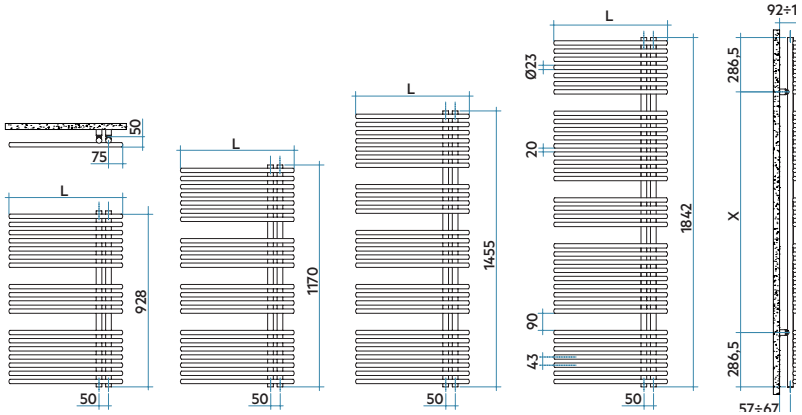

CE 23
EN442-1
EN 442 EURONORM

Model	Depth	Height	Width	C.centre	Weight	Cap.	Thermal Power Δt=50°C	Δt=50°C	Δt=40°C	Δt=30°C	Δt=20°C	Exp.	Mix funct.
	mm	mm	mm	mm	Kg	lt	Btu/h	**Watt**	Watt	**Watt (*)**	Watt	n.	Watt
928 18 rails 2 espaces	50	928	500	50	8,6	3,6	1413	**414**	311	**216**	128	1,278	400
1170 22 rails 3 espaces	50	1170	500	50	10,8	4,2	1696	**497**	372	**257**	152	1,293	400
1455 27 rails 4 espaces	50	1455	500	50	13,4	5,2	2085	**611**	457	**314**	185	1,304	700
	50	1455	600	50	15,2	6,1	2409	**706**	526	**359**	210	1,322	700
1842 36 rails 4 espaces	50	1842	600	50	19,7	8,0	2962	**868**	647	**443**	259	1,318	1000

(*) Thanks to the high performance of Irsap FUNKY_S radiators, the ideal Δt for low temperature projects is Δt at 30°C.
For Δt different from 50°C use the formula:
$Q=Qn\ (\Delta t\ /\ 50)^n$

Finishes available: see pag. 326.

- Maximum working pressure 8 bar
- Maximum working temperature 95°C

STANDARD SUPPLY: 4 wall fixing in the same color as the radiator; 2 1/2" hidden air vents complete with valve cover.

FUNKY_S AIR MIX

height 1495 mm, lenght 600 mm. Black finish (cod. 10).

Original features full of personality and creativity, give shape to this towel warmer of essential lines. FUNKY_S AIR MIX takes inspiration from the rhythm pervading its forms and creating a free and versatile approach, able to transform and decorate any bathroom's space, making it the leading actor.

FUNKY_S AIR MIX

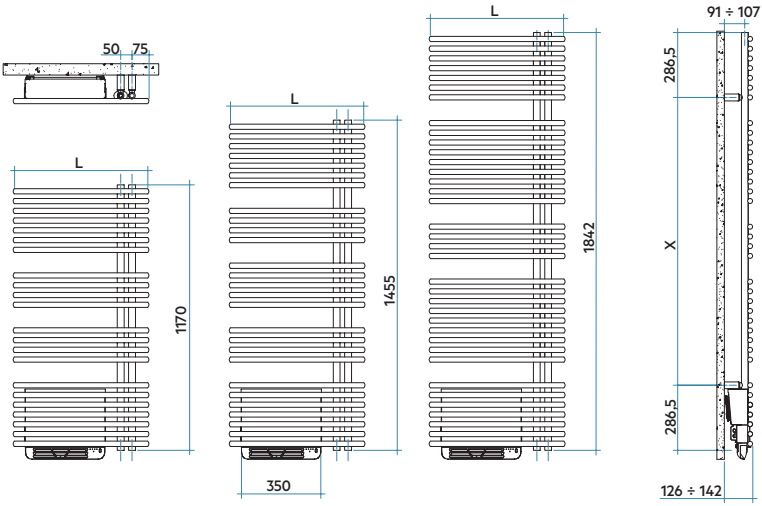

L mm	H mm	X mm
500	1170	597
500 600	1455	882
600	1842	1269

CE 23
EN442-1

Model	Depth	Height	Width	Conn. centre	Weight	Cap.	Thermal Power Δt=50°C		Δt=40°C	Δt=30°C	Δt=20°C	Auxilary heater with diff.	Exp.
	P mm	H mm	L mm	L' mm	Kg	lt	Btu/h	**Watt**	Watt	**Watt (*)**	Watt	Watt	n.
1170 22 rails 3 espaces	122	1210	600	50	16,5	4,9	1938	**568**	424	**291**	171	+1000	1,310
1455 27 rails 4 espaces	122	1495	600	50	19,3	6,1	2409	**706**	526	**359**	210	+1000	1,322
1842 36 rails 4 espaces	122	1882	600	50	23,8	8,0	2962	**868**	647	**443**	259	+1000	1,318

- Maximum working pressure 8 bar
- Maximum working temperature 95°C

Finishes available: see pag. 326.

STANDARD SUPPLY: 4 wall fixing in the same color as the radiator; 2 1/2" hidden air vents complete with valve cover.

(N) **Booster cover in the same colour as the radiator.** Wireless Remote Control.

FLAUTO

height 1218 mm, lenght 556 mm. Matt Black finish (cod. K1).

FLAUTO is a towel warmer whose geometry follows modern furnishing trends.
FLAUTO is available in 4 heights and 5 widths from 456 to 756 mm.

With the insertion of the electric resistance (optional) it can work even in periods when the system is off.

FLAUTO

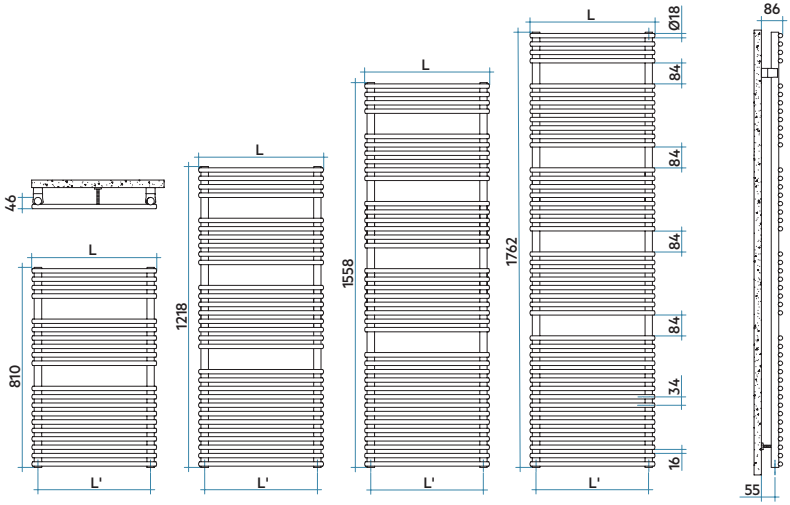

CE 01
EN442-1

EN 442 EURONORM

Model	Depth	Height	Width	C.centre	Weight	Cap.	Thermal Power Δt=50°C	Δt=50°C	Δt=40°C	Δt=30°C	Δt=20°C	Exp.	Mix funct.
	mm	mm	mm	mm	Kg	lt	Btu/h	**Watt**	Watt	**Watt (*)**	Watt	n.	Watt
810 20 rails 2 espaces	46	810	456	406	5,6	2,8	1402	**411**	316	**225**	139	1,179	400
	46	810	506	456	6,1	3,0	1522	**446**	343	**244**	152	1,177	400
	46	810	556	506	6,5	3,1	1642	**481**	370	**264**	164	1,175	400
	46	810	606	556	7,0	3,3	1764	**517**	398	**284**	176	1,173	400
	46	810	756	706	8,4	3,9	2127	**623**	480	**343**	214	1,167	400
1218 30 rails 3 espaces	46	1218	456	406	8,4	4,1	2044	**599**	460	**327**	202	1,187	400
	46	1218	506	456	9,1	4,4	2212	**648**	498	**354**	219	1,184	700
	46	1218	556	506	9,8	4,7	2380	**698**	536	**382**	236	1,181	700
	46	1218	606	556	10,5	5,0	2548	**747**	574	**409**	254	1,177	700
	46	1218	756	706	12,5	5,9	3051	**894**	689	**492**	307	1,168	700
1558 38 rails 4 espaces	46	1558	456	406	10,6	5,2	2613	**766**	586	**415**	255	1,200	700
	46	1558	506	456	11,5	5,6	2844	**834**	639	**454**	280	1,191	700
	46	1558	556	506	12,4	6,0	3075	**901**	692	**493**	305	1,181	700
	46	1558	606	556	13,2	6,4	3307	**969**	746	**533**	331	1,172	1000
	46	1558	756	706	15,9	7,5	4001	**1172**	908	**654**	411	1,144	1000
1762 44 rails 4 espaces	46	1762	456	406	12,2	6,0	3048	**893**	682	**482**	295	1,207	700
	46	1762	506	456	13,2	6,5	3293	**965**	739	**523**	322	1,199	1000
	46	1762	556	506	14,3	6,9	3538	**1037**	795	**565**	349	1,190	1000
	46	1762	606	556	15,3	7,3	3783	**1109**	852	**606**	376	1,181	1000
	46	1762	756	706	18,3	8,6	4518	**1324**	1023	**734**	460	1,155	1000

(*) Thanks to the high performance of Irsap FLAUTO radiators, the ideal Δt for low temperature projects is Δt at 30°C.
For Δt different from 50°C use the formula:
$Q=Qn\ (\Delta t / 50)^n$

Finishes available: see pag. 326.

- Maximum working pressure 8 bar
- Maximum working temperature 95°C

STANDARD SUPPLY: 2 CHELA wall brackets; wall spacer; 1/2" air vent.

FLAUTO 2

height 1762 mm, lenght 606 mm. Claret finish (cod. 06).

The double-rank version of FLAUTO, with a strong identity, is ideal for environments that require a higher caloric yield.
FLAUTO 2 is available in 4 heights and 5 widths from 456 to 756 mm.

With the insertion of the electric resistance (optional) it can work even in periods when the system is off.

FLAUTO 2

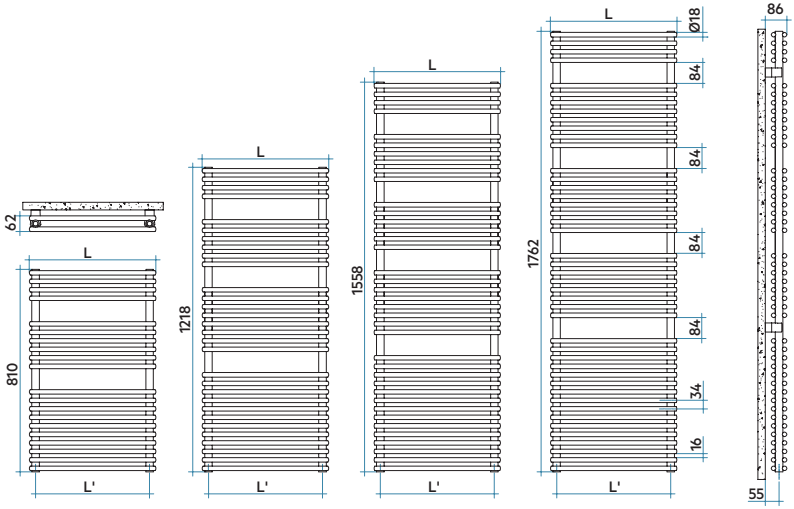

CE 01
EN442-1

EN 442 EURONORM

Model	Depth	Height	Width	C.centre	Weight	Cap.	Thermal Power Δt=50°C	Δt=50°C	Δt=40°C	Δt=30°C	Δt=20°C	Exp.	Mix funct.
	mm	mm	mm	mm	Kg	lt	Btu/h	**Watt**	Watt	**Watt (*)**	Watt	n.	Watt
810 40 rails 2 espaces	62	810	456	406	9,8	4,5	1975	**579**	444	**315**	194	1,192	400
	62	810	506	456	10,7	4,9	2192	**642**	492	**349**	215	1,196	400
	62	810	556	506	11,6	5,3	2408	**706**	540	**382**	235	1,199	700
	62	810	606	556	12,5	5,7	2625	**769**	588	**416**	256	1,203	700
	62	810	756	706	15,3	6,9	3275	**960**	732	**516**	316	1,214	1000
1218 60 rails 3 espaces	62	1218	456	406	14,7	6,8	2796	**820**	624	**439**	268	1,221	700
	62	1218	506	456	16,0	7,4	3107	**911**	694	**488**	298	1,221	700
	62	1218	556	506	17,4	8,0	3418	**1002**	763	**537**	328	1,220	1000
	62	1218	606	556	18,8	8,6	3730	**1093**	833	**586**	358	1,220	1000
	62	1218	756	706	22,9	10,3	4664	**1367**	1041	**733**	447	1,219	1000
1558 76 rails 4 espaces	62	1558	456	406	18,6	8,7	3606	**1057**	803	**563**	342	1,232	1000
	62	1558	506	456	20,3	9,4	3985	**1168**	889	**625**	381	1,223	1000
	62	1558	556	506	22,1	10,1	4364	**1279**	975	**688**	420	1,215	1000
	62	1558	606	556	23,8	10,9	4743	**1390**	1062	**751**	460	1,206	1000
	62	1558	756	706	29,0	13,1	5879	**1723**	1324	**942**	584	1,181	1000
1762 88 rails 4 espaces	62	1762	456	406	21,4	10,0	4107	**1204**	912	**638**	386	1,242	1000
	62	1762	506	456	23,4	10,8	4584	**1343**	1021	**717**	435	1,230	1000
	62	1762	556	506	25,5	11,7	5061	**1483**	1130	**796**	486	1,219	1000
	62	1762	606	556	27,5	12,6	5537	**1623**	1240	**876**	537	1,207	1000
	62	1762	756	706	33,5	15,1	6968	**2042**	1572	**1122**	697	1,173	1000

(*) Thanks to the high performance of Irsap FLAUTO 2 radiators, the ideal Δt for low temperature projects is Δt at 30°C.
For Δt different from 50°C use the formula:
$Q=Qn\ (\Delta t\ /\ 50)^n$

Finishes available: see pag. 326.

- Maximum working pressure 8 bar
- Maximum working temperature 95°C

STANDARD SUPPLY: 2 pair of CHELA wall brackets; 1/2" air vent.

XILO

height 1744 mm, lenght 606 mm. Black finish (cod. 10).

XILO is a steel towel radiator with rectangular tubular elements.
XILO is available in 4 heights and 5 widths from 456 to 756 mm.

With the insertion of the electric resistance (optional) it can work even in periods when the system is off.

XILO

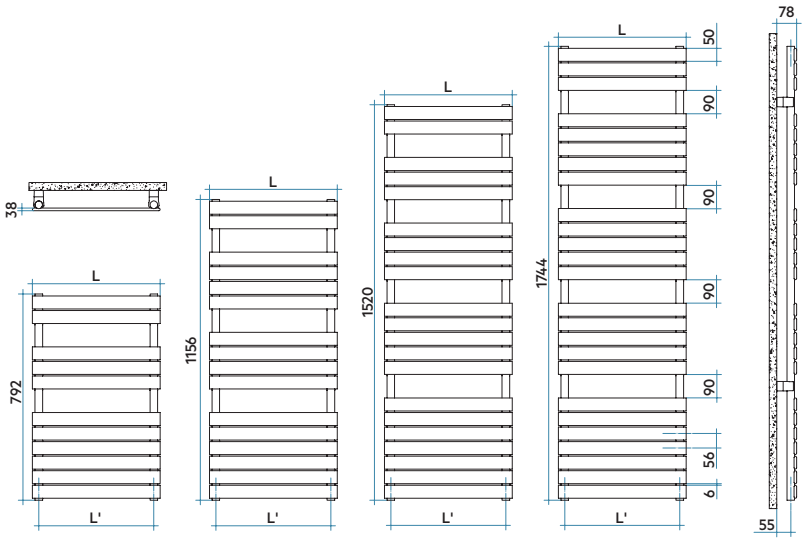

CE 01
EN442-1

EN 442 EURONORM

Model	Depth	Height	Width	C.centre	Weight	Cap.	Thermal Power Δt=50°C	**Δt=50°C**	Δt=40°C	**Δt=30°C**	Δt=20°C	Exp.	Mix funct.
	mm	mm	mm	mm	Kg	lt	Btu/h	**Watt**	Watt	**Watt (*)**	Watt	n.	Watt
792 11 rails 2 espaces	38	792	456	406	6,4	2,7	1286	**377**	288	**204**	126	1,200	400
	38	792	506	456	7,0	2,9	1406	**412**	315	**223**	137	1,199	400
	38	792	556	506	7,5	3,1	1526	**447**	342	**243**	149	1,198	400
	38	792	606	556	8,1	3,3	1646	**482**	369	**262**	161	1,197	400
	38	792	756	706	9,7	3,8	2006	**588**	450	**319**	197	1,195	400
1156 16 rails 3 espaces	38	1156	456	406	9,3	3,9	1731	**507**	390	**278**	172	1,180	400
	38	1156	506	456	10,1	4,2	1902	**558**	429	**305**	189	1,178	400
	38	1156	556	506	10,9	4,5	2073	**608**	467	**333**	207	1,177	400
	38	1156	606	556	11,7	4,8	2244	**658**	506	**361**	224	1,175	700
	38	1156	756	706	14,1	5,6	2756	**808**	622	**444**	276	1,170	700
1520 21 rails 4 espaces	38	1520	456	406	12,2	5,2	2230	**654**	498	**351**	215	1,214	700
	38	1520	506	456	13,3	5,5	2451	**718**	549	**388**	238	1,205	700
	38	1520	556	506	14,3	5,9	2672	**783**	600	**425**	262	1,195	700
	38	1520	606	556	15,4	6,3	2894	**848**	651	**463**	286	1,186	700
	38	1520	756	706	18,5	7,4	3558	**1043**	805	**577**	361	1,157	1000
1744 25 rails 4 espaces	38	1744	456	406	14,4	6,1	2612	**766**	588	**418**	258	1,185	700
	38	1744	506	456	15,7	6,5	2863	**839**	644	**459**	284	1,182	700
	38	1744	556	506	16,9	6,9	3113	**912**	701	**500**	310	1,179	700
	38	1744	606	556	18,2	7,4	3364	**986**	758	**541**	336	1,176	1000
	38	1744	756	706	21,9	8,7	4115	**1206**	930	**665**	414	1,167	1000

(*) Thanks to the high performance of Irsap XILO radiators, the ideal Δt for low temperature projects is Δt at 30°C.

For Δt different from 50°C use the formula:

$Q=Qn\ (\Delta t / 50)^n$

- Maximum working pressure 4 bar
- Maximum working temperature 95°C

STANDARD SUPPLY: 2 CHELA wall brackets; 1/2" air vent.

Finishes available: see pag. 326.

XILO 2

height 1744 mm, lenght 606 mm. Brown finish (cod. 09).

XILO 2 is a steel towel radiator with rectangular tubular elements.
XILO 2 is available in 4 heights and 5 widths from 456 to 756 mm.

With the insertion of the electric resistance (optional) it can work even in periods when the system is off.

XILO 2

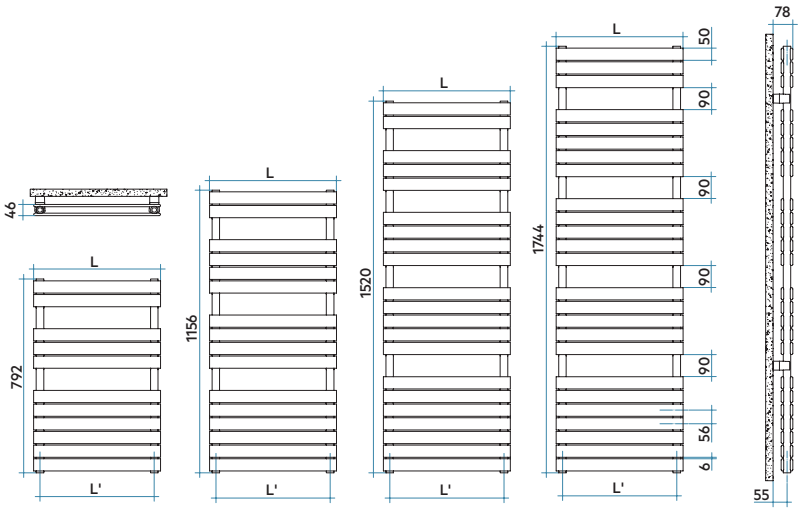

CE 01
EN442-1

EN 442 EURONORM

Model	Depth	Height	Width	C.centre	Weight	Cap.	Thermal Power Δt=50°C	Δt=50°C	Δt=40°C	Δt=30°C	Δt=20°C	Exp.	Mix funct.
	mm	mm	mm	mm	Kg	lt	Btu/h	**Watt**	Watt	**Watt (*)**	Watt	n.	Watt
792 22 rails 2 espaces	46	792	456	406	11,4	4,4	1819	**533**	409	**290**	179	1,192	400
	46	792	506	456	12,5	4,8	1986	**582**	446	**317**	196	1,189	400
	46	792	556	506	13,6	5,2	2153	**631**	484	**344**	213	1,186	400
	46	792	606	556	14,7	5,6	2320	**680**	522	**371**	230	1,184	700
	46	792	756	706	18,0	6,8	2821	**827**	636	**454**	282	1,175	700
1156 32 rails 3 espaces	46	1156	456	406	16,6	6,5	2474	**725**	555	**393**	242	1,198	700
	46	1156	506	456	18,2	7,0	2709	**794**	608	**431**	266	1,195	700
	46	1156	556	506	19,8	7,6	2944	**863**	661	**470**	290	1,191	700
	46	1156	606	556	21,4	8,2	3179	**932**	715	**508**	314	1,187	1000
	46	1156	756	706	26,2	9,8	3884	**1138**	875	**624**	387	1,177	1000
1520 42 rails 4 espaces	46	1520	456	406	21,8	8,5	3040	**891**	673	**468**	281	1,259	700
	46	1520	506	456	23,9	9,2	3329	**976**	739	**516**	311	1,247	1000
	46	1520	556	506	26,0	10,0	3619	**1061**	805	**565**	342	1,234	1000
	46	1520	606	556	28,1	10,7	3909	**1146**	872	**614**	374	1,222	1000
	46	1520	756	706	34,4	12,9	4778	**1400**	1075	**765**	473	1,184	1000
1744 50 rails 4 espaces	46	1744	456	406	25,8	10,0	3383	**992**	750	**524**	315	1,250	1000
	46	1744	506	456	28,3	10,9	3734	**1094**	830	**581**	351	1,240	1000
	46	1744	556	506	30,8	11,8	4085	**1197**	910	**638**	388	1,231	1000
	46	1744	606	556	33,3	12,7	4436	**1300**	990	**697**	425	1,221	1000
	46	1744	756	706	40,8	15,3	5488	**1608**	1233	**875**	539	1,193	1000

(*) Thanks to the high performance of Irsap XILO 2 radiators, the ideal Δt for low temperature projects is Δt at 30°C.
For Δt different from 50°C use the formula:
$Q=Qn\ (\Delta t / 50)^n$

- Maximum working pressure 4 bar
- Maximum working temperature 95°C

STANDARD SUPPLY: 2 pair of CHELA wall brackets; 1/2" air vent.

Finishes available: see pag. 326.

XILO AIR MIX

height 1520 mm, lenght 606 mm. Ice finish (cod. 3P).

Original features full of personality and creativity, give shape to this towel warmer of essential lines.
XILO AIR MIX takes inspiration from the rhythm pervading its forms and creating a free and versatile approach, able to transform and decorate any bathroom's space, making it the leading actor.

XILO AIR MIX

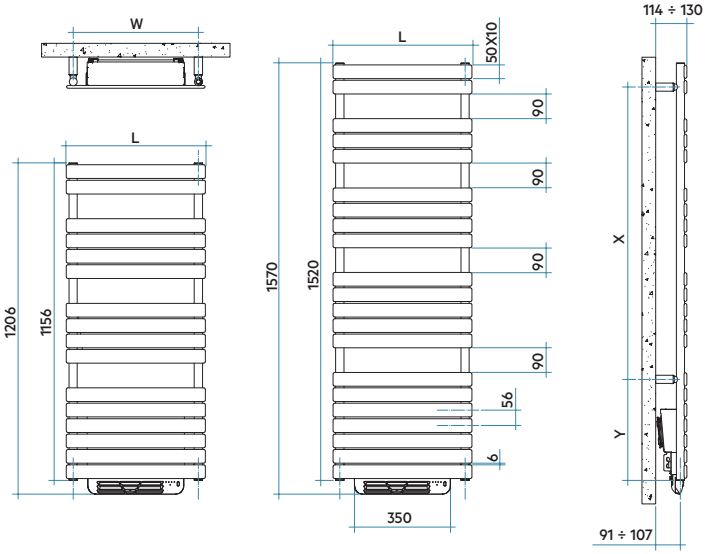

CE 01
EN442-1

Model	Depth	Height	Width	Conn. centre	Weight	Cap.	Thermal Power Δt=50°C		Δt=40°C	Δt=30°C	Δt=20°C	Auxilary heater with diff.	Exp.
	P mm	H mm	L mm	L' mm	Kg	lt	Btu/h	**Watt**	Watt	**Watt (*)**	Watt	Watt	n.
1156 16 rails 3 espaces	110	1206	506	456	14,2	4,3	1902	**558**	429	**305**	189	+1000	1,178
1520 21 rails 4 espaces	110	1570	506	456	17,3	5,6	2451	**718**	549	**388**	238	+1000	1,205
	110	1570	606	556	19,4	6,3	2894	**848**	651	**463**	286	+1000	1,186

- Maximum working pressure 4 bar
- Maximum working temperature 95°C

Finishes available: see pag. 326.

STANDARD SUPPLY: 4 adjustable wall fixing brackets in the same color of the radiator.

N **Booster cover in the same colour as the radiator.**
Wireless Remote Control.

NOVO

height 1808 mm, lenght 600 mm. Quartz 1 finish (cod. 1C).

NOVO is the towel warmer for excellence, specifically designed for the bathroom. With 4 heights and 4 widths it can satisfy any demand for dimensions and heating power.

With the insertion of the electric resistance (optional) it can work even in periods when the system is off.

NOVO

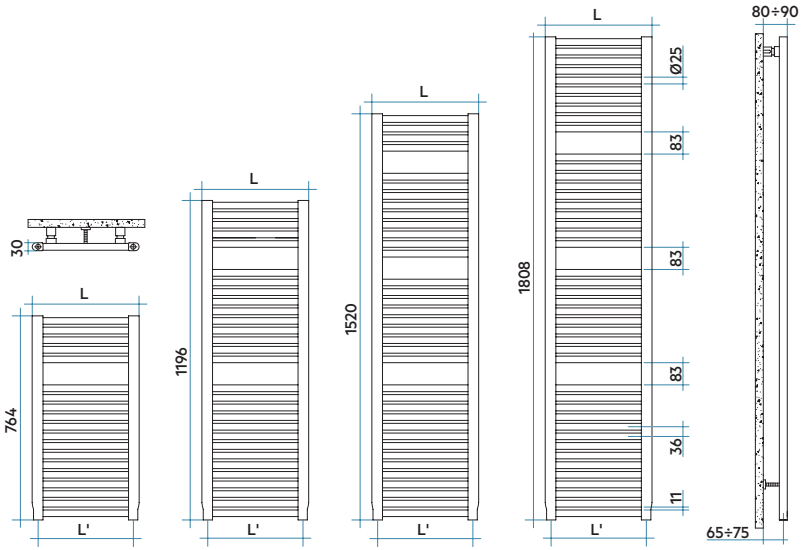

CE 00 EN442-1 EN 442 EURONORM

Model	Depth	Height	Width	C.centre	Weight	Cap.	Thermal Power Δt=50°C	Δt=50°C	Δt=40°C	Δt=30°C	Δt=20°C	Exp.	Mix funct.
	mm	mm	mm	mm	Kg	lt	Btu/h	**Watt**	Watt	**Watt (*)**	Watt	n.	Watt
764 19 rails 1 espace	30	764	450	406	5,6	4,4	1314	**385**	294	**208**	128	1,206	400
	30	764	500	456	6,2	4,8	1441	**422**	323	**229**	140	1,203	400
	30	764	600	556	7,2	5,6	1695	**497**	381	**270**	166	1,196	400
	30	764	750	706	10,1	6,7	2076	**609**	467	**332**	205	1,185	400
1196 29 rails 2 espaces	30	1196	450	406	8,6	6,8	1884	**552**	423	**301**	186	1,190	400
	30	1196	500	456	9,4	7,4	2086	**611**	469	**333**	205	1,190	700
	30	1196	600	556	10,9	8,7	2490	**730**	560	**397**	245	1,190	700
	30	1196	750	706	15,5	10,2	3096	**908**	696	**494**	305	1,190	1000
1520 36 rails 3 espaces	30	1520	450	406	10,8	8,5	2373	**695**	527	**369**	223	1,241	700
	30	1520	500	456	11,7	9,3	2631	**771**	585	**409**	248	1,240	700
	30	1520	600	556	13,6	10,8	3146	**922**	700	**490**	297	1,237	1000
	30	1520	750	706	19,2	12,8	3920	**1149**	872	**612**	371	1,234	1000
1808 44 rails 3 espaces	30	1808	450	406	13,0	10,3	2935	**860**	655	**461**	280	1,223	700
	30	1808	500	456	14,2	11,3	3227	**946**	721	**508**	310	1,218	1000
	30	1808	600	556	16,5	13,1	3808	**1116**	852	**602**	369	1,208	1000
	30	1808	750	706	23,4	15,5	4680	**1372**	1051	**746**	460	1,193	1000

(*) Thanks to the high performance of Irsap NOVO radiators, the ideal Δt for low temperature projects is Δt at 30°C.

For Δt different from 50°C use the formula:

$Q=Qn\ (\Delta t / 50)^n$

- Maximum working pressure 8 bar
- Maximum working temperature 95°C

STANDARD SUPPLY: pair of chela wall brackets; wall spacers; 1/2" air vent.

Extension of Guarantee:

Irsap guarantees the hydraulic seal and paint of NOVO radiators for 10 years, starting with sales in 2009.

Finishes available: see pag. 326.

QUADRÉ

height 1517 mm, lenght 580 mm. Matt White finish (cod. J8).

Steel towel warmer radiator with rectangular tube elements, QUADRÉ comes from a contemporary appeal to the style of tradition.

A radiator that, thanks to the particular rectangular frame, contains all the technical and formal characteristics of the bathroom radiator.

QUADRÉ

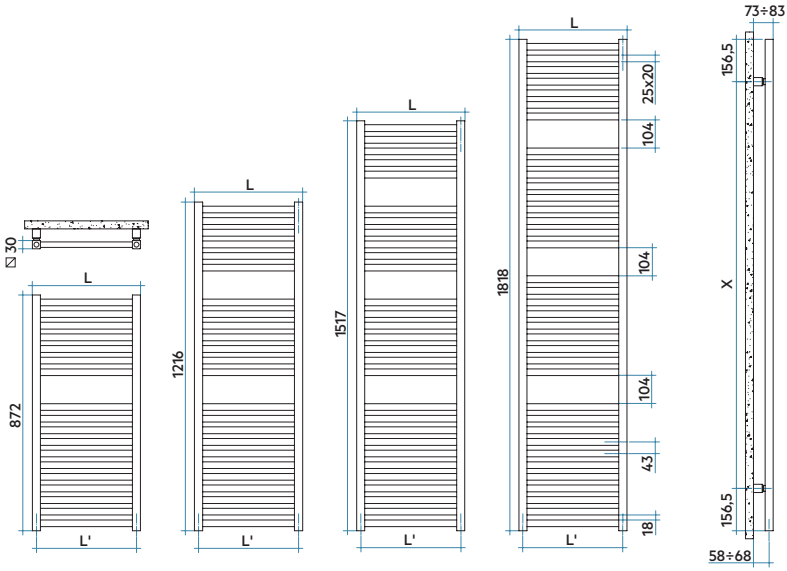

H mm	X mm
872	559
1216	903
1517	1204
1818	1505

CE 17
EN442-1

Model	Depth	Height	Width	C.centre	Weight	Cap.	Thermal Power Δt=50°C	Δt=50°C	Δt=40°C	Δt=30°C	Δt=20°C	Exp.	Mix funct.
	mm	mm	mm	mm	Kg	lt	Btu/h	**Watt**	Watt	**Watt (*)**	Watt	n.	Watt
872 18 rails 1 espace	30	872	430	400	7,7	4,0	1270	**372**	283	**199**	121	1,224	300
	30	872	480	450	8,4	4,4	1404	**412**	313	**220**	134	1,224	400
	30	872	530	500	9,0	4,8	1544	**453**	344	**242**	147	1,225	400
	30	872	580	550	9,7	5,1	1682	**493**	375	**264**	160	1,226	400
	30	872	730	700	11,6	6,2	2086	**611**	465	**327**	199	1,227	400
1216 24 rails 2 espaces	30	1216	430	400	10,4	5,3	1731	**507**	386	**271**	165	1,227	400
	30	1216	480	450	11,2	5,8	1913	**561**	426	**300**	182	1,227	400
	30	1216	530	500	12,1	6,2	2092	**613**	466	**328**	199	1,226	400
	30	1216	580	550	13,0	6,7	2276	**667**	507	**357**	217	1,226	400
	30	1216	730	700	15,6	8,2	2803	**821**	625	**440**	268	1,224	700
1517 29 rails 3 espaces	30	1517	430	400	12,7	6,4	2226	**652**	496	**348**	212	1,229	400
	30	1517	480	450	13,7	7,0	2546	**746**	567	**398**	242	1,229	700
	30	1517	530	500	14,8	7,6	2549	**747**	568	**399**	242	1,229	700
	30	1517	580	550	15,9	8,2	2771	**812**	617	**433**	263	1,229	700
	30	1517	730	700	19,0	9,9	3585	**1051**	798	**561**	340	1,230	1000
1818 36 rails 3 espaces	30	1818	430	400	15,6	8,3	2732	**801**	609	**428**	260	1,229	700
	30	1818	480	450	16,9	9,0	2847	**834**	634	**445**	270	1,230	700
	30	1818	530	500	18,2	9,8	3112	**912**	693	**487**	295	1,230	700
	30	1818	580	550	19,5	10,5	3386	**992**	754	**529**	321	1,231	700
	30	1818	730	700	23,4	12,7	4170	**1222**	928	**651**	394	1,234	1000

(*) Thanks to the high performance of Irsap QUADRÉ radiators, the ideal Δt for low temperature projects is Δt at 30°C.
For Δt different from 50°C use the formula:
$Q=Qn\ (\Delta t\ /\ 50)^n$

Finishes available: see pag. 326.

- Maximum working pressure 4 bar
- Maximum working temperature 95°C

STANDARD SUPPLY: 4 wall fixing in the same color as the radiator; 1/2" air vent.

NET

height 1760 mm, lenght 500 mm. Edelweiss White finish (cod. 34). Designed by Synthesis Design

NET is a towel warmer whose rectangular profile of horizontal tubes intersects with the circular manifold, giving a particular line to the radiator.
Its geometry fits into the bathroom space, giving personality to the environment.

NET is available in 4 heights and 3 widths, also in the version with 50 mm connections.
With the insertion of the electric resistance (optional) it can work even in periods when the system is off.

NET

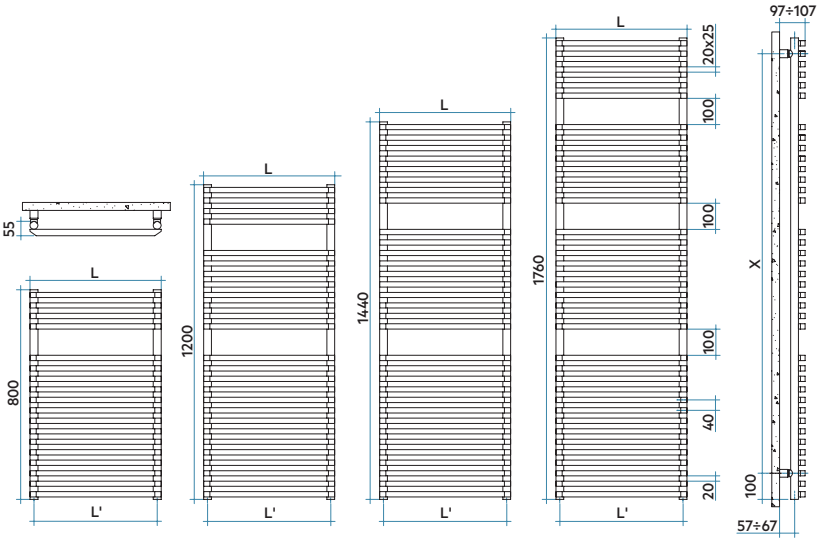

L mm	L' mm
500	470
600	570
750	720

H mm	X mm
800	640
1200	1040
1440	1280
1760	1600

CE 10
EN442-1

Model	Depth	Height	Width	C.centre	Weight	Cap.	Thermal Power Δt=50°C	Δt=50°C	Δt=40°C	Δt=30°C	Δt=20°C	Exp.	Mix funct.
	mm	mm	mm	mm	Kg	lt	Btu/h	**Watt**	Watt	**Watt (*)**	Watt	n.	Watt
800	55	800	500	470	7,7	4,6	1525	**447**	340	**239**	145	1,230	400
18 rails	55	800	600	570	9,0	5,3	1836	**538**	412	**293**	180	1,192	400
1 espace	55	800	750	720	10,9	6,4	2300	**674**	518	**370**	229	1,176	700
1200	55	1200	500	470	11,2	6,7	2252	**660**	504	**355**	218	1,211	700
26 rails	55	1200	600	570	13,0	7,8	2682	**786**	602	**426**	263	1,197	700
2 espaces	55	1200	750	720	15,8	9,3	3327	**975**	750	**535**	332	1,175	1000
1440	55	1440	500	470	13,7	8,2	2672	**783**	597	**421**	257	1,216	700
32 rails	55	1440	600	570	15,9	9,5	3173	**930**	712	**504**	310	1,200	1000
2 espaces	55	1440	750	720	19,3	11,4	3924	**1150**	885	**631**	392	1,175	1000
1760	55	1760	500	470	16,4	9,8	3214	**942**	718	**507**	310	1,214	1000
38 rails	55	1760	600	570	19,0	11,3	3808	**1116**	854	**605**	372	1,198	1000
3 espaces	55	1760	750	720	23,0	13,7	4698	**1377**	1060	**756**	470	1,174	1000

(*) Thanks to the high performance of Irsap NET radiators, the ideal Δt for low temperature projects is Δt at 30°C.
For Δt different from 50°C use the formula:
$Q=Qn\ (\Delta t / 50)^n$

Finishes available: see pag. 326.

- Maximum working pressure 4 bar
- Maximum working temperature 95°C

STANDARD SUPPLY: 4 wall fixing in the same color as the radiator; 1/2" air vent.

NET AIR MIX

height 1760 mm, lenght 500 mm. Beige Cream finish (cod. 26).

NET AIR MIX changes the geometry of the profile of horizontal tubes. Its rectangular shape gives this towel warmer a pronounced personality that enhances the bathroom environment.

NET AIR MIX

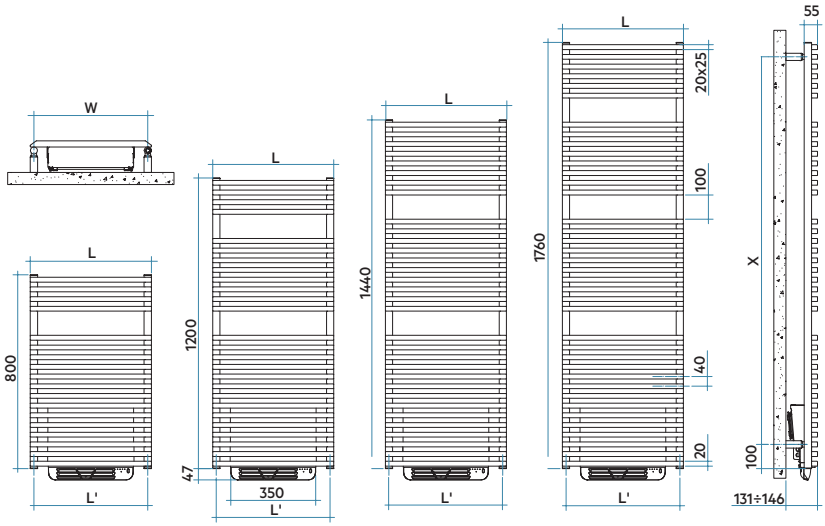

CE 10
EN442-1

Model	Depth	Height	Width	Conn. centre	Weight	Cap.	Thermal Power Δt=50°C		Δt=40°C	Δt=30°C	Δt=20°C	Auxilary heater with diff.	Exp.
	P mm	H mm	L mm	L' mm	Kg	lt	Btu/h	**Watt**	Watt	**Watt (*)**	Watt	Watt	n.
800 18 rails 1 espace	124	847	500	470	11,7	4,6	1525	**447**	340	**239**	145	+1000	1,230
1200 26 rails 2 espaces	124	1247	500	470	15,2	6,7	2252	**660**	504	**355**	218	+1000	1,211
1440 32 rails 2 espaces	124	1487	500	470	17,7	8,2	2672	**783**	597	**421**	257	+1000	1,216
1760 38 rails 3 espaces	124	1807	500	470	20,3	9,8	3214	**942**	718	**507**	310	+1000	1,214

- Maximum working pressure 4 bar
- Maximum working temperature 95°C

Finishes available: see pag. 326.

STANDARD SUPPLY: 4 wall fixing in the same color as the radiator.

(N) **Booster cover in the same colour as the radiator.**
Wireless Remote Control.

VELA

height 1820 mm, lenght 660 mm. Black finish (cod. 10).

VELA is characterized by the flat profile of the horizontal tubes; the space intersects with its geometry in evidence.
Functional object for any living environment.

VELA is available in 4 heights and 4 widths.
With the insertion of the electric resistance (optional) it can work even in periods when the system is off.

VELA

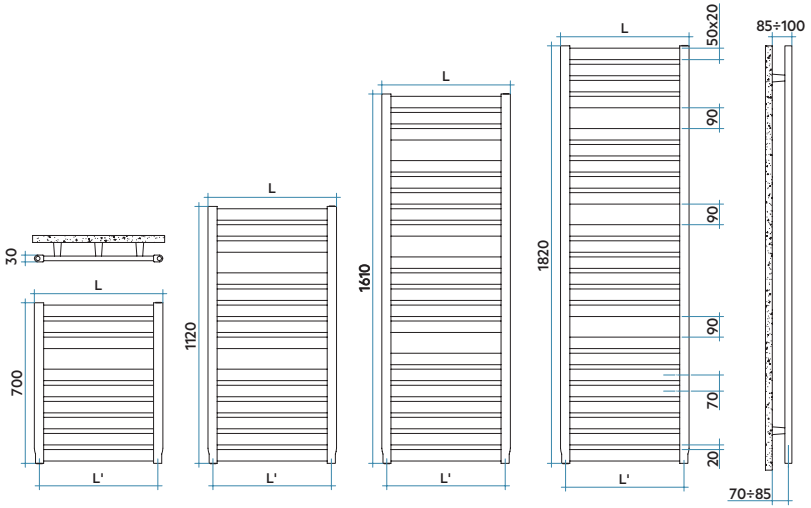

CE 01
EN442-1
EN 442 EURONORM

Model	Depth	Height	Width	C.centre	Weight	Cap.	Thermal Power Δt=50°C	Δt=50°C	Δt=40°C	Δt=30°C	Δt=20°C	Exp.	Mix funct.
	mm	mm	mm	mm	Kg	lt	Btu/h	**Watt**	Watt	**Watt (*)**	Watt	n.	Watt
700 9 rails 1 espace	30	700	460	416	6,5	3,9	1071	**314**	239	**169**	103	1,215	300
	30	700	560	516	7,8	4,5	1226	**359**	273	**192**	117	1,225	400
	30	700	660	616	9,1	5,2	1382	**405**	307	**216**	131	1,235	400
	30	700	760	716	10,4	5,8	1537	**451**	341	**239**	144	1,245	400
1120 14 rails 2 espaces	30	1120	460	416	10,2	6,1	1603	**470**	356	**248**	150	1,247	400
	30	1120	560	516	12,2	7,1	1884	**552**	418	**292**	177	1,244	400
	30	1120	660	616	14,2	8,1	2165	**634**	481	**336**	203	1,242	700
	30	1120	760	716	16,2	9,2	2446	**717**	544	**381**	230	1,239	700
1610 20 rails 3 espaces	30	1610	460	416	14,6	8,7	2308	**676**	513	**359**	217	1,240	700
	30	1610	560	516	17,4	10,2	2746	**805**	611	**428**	259	1,238	700
	30	1610	660	616	20,3	11,6	3184	**933**	708	**497**	301	1,235	1000
	30	1610	760	716	23,1	13,1	3622	**1062**	806	**566**	343	1,232	1000
1820 23 rails 3 espaces	30	1820	460	416	16,7	9,9	2619	**768**	580	**404**	243	1,254	700
	30	1820	560	516	20,0	11,6	3080	**903**	682	**475**	285	1,257	1000
	30	1820	660	616	23,2	13,3	3540	**1038**	783	**545**	327	1,259	1000
	30	1820	760	716	26,5	15,0	4000	**1172**	885	**615**	369	1,262	1000

(*) Thanks to the high performance of Irsap VELA radiators, the ideal Δt for low temperature projects is Δt at 30°C.

For Δt different from 50°C use the formula:

$Q=Qn\ (\Delta t\ /\ 50)^n$

Finishes available: see pag. 326.

- Maximum working pressure 4 bar
- Maximum working temperature 95°C

STANDARD SUPPLY: 3 white VELA infratube brackets or 2 CHELA wall brackets and a wall spacer for VELA colored; 1/2" air vent.

KART

height 1456 mm, lenght 500 mm. Matt Light Grey finish (cod. 8N).

The KART line is synonymous with functionality and solidity. Thanks to its high performance it is a radiator suitable for large bathrooms. The large spaces between the heating pipes allow perfect use as a towel warmer.

KART is available in 4 heights and 3 widths, also in the version with 50mm attachments.
With the insertion of the electric resistance (optional) it can work even in periods when the system is off.

KART

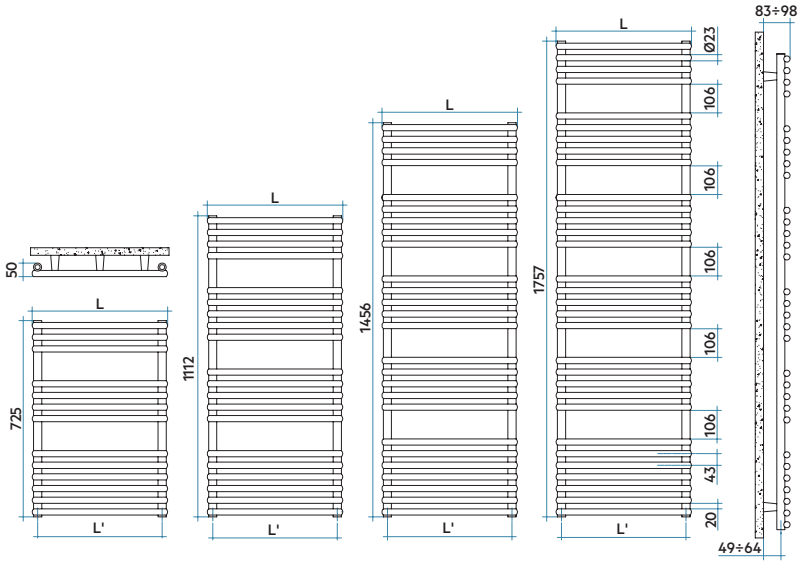

L mm	L' mm
500	460
600	560
750	710

CE 08
EN442-1

Model	Depth	Height	Width	C.centre	Weight	Cap.	Thermal Power Δt=50°C	Δt=50°C	Δt=40°C	Δt=30°C	Δt=20°C	Exp.	Mix funct.
	mm	mm	mm	mm	Kg	lt	Btu/h	**Watt**	Watt	**Watt (*)**	Watt	n.	Watt
720	50	725	500	460	5,8	3,0	1215	**356**	273	**194**	120	1,184	400
13 rails	50	725	600	560	6,7	3,4	1430	**419**	322	**230**	143	1,177	400
2 espaces	50	725	750	710	8,1	4,0	1754	**514**	396	**283**	177	1,165	400
1110	50	1112	500	460	8,9	4,6	1819	**533**	407	**288**	177	1,203	400
20 rails	50	1112	600	560	10,3	5,2	2132	**625**	479	**340**	210	1,190	700
3 espaces	50	1112	750	710	12,4	6,2	2603	**763**	588	**420**	261	1,169	700
1450	50	1456	500	460	11,6	6,0	2375	**696**	531	**374**	228	1,216	700
26 rails	50	1456	600	560	13,4	6,8	2770	**812**	621	**439**	270	1,203	700
4 espaces	50	1456	750	710	16,1	8,1	3364	**986**	757	**539**	334	1,182	1000
1750	50	1757	500	460	13,8	7,2	2883	**845**	644	**454**	277	1,215	1000
31 rails	50	1757	600	560	16,0	8,2	3344	**980**	749	**530**	325	1,204	1000
5 espaces	50	1757	750	710	19,2	9,7	4033	**1182**	907	**645**	398	1,187	1000

(*) Thanks to the high performance of Irsap KART radiators, the ideal Δt for low temperature projects is Δt at 30°C.
For Δt different from 50°C use the formula:
$Q=Qn\ (\Delta t / 50)^n$

Finishes available: see pag. 326.

- Maximum working pressure 8 bar
- Maximum working temperature 95°C

STANDARD SUPPLY: 3 infra-pipe wall fixing brackets for the white KART or 4 chela brackets for the colored KART; 1/2" air vent.

KART 2

height 1757 mm, lenght 600 mm. Flame Red finish (cod. 7D).

The KART 2 line is synonymous with functionality and solidity. Thanks to its high performance it is a radiator suitable for large bathrooms. The large spaces between the heating pipes allow perfect use as a towel warmer. KART 2 is available in 4 heights and 3 widths, also in the version with 5 0mm attachments. With the insertion of the electric resistance (optional) it can work even in periods when the system is off.

KART 2

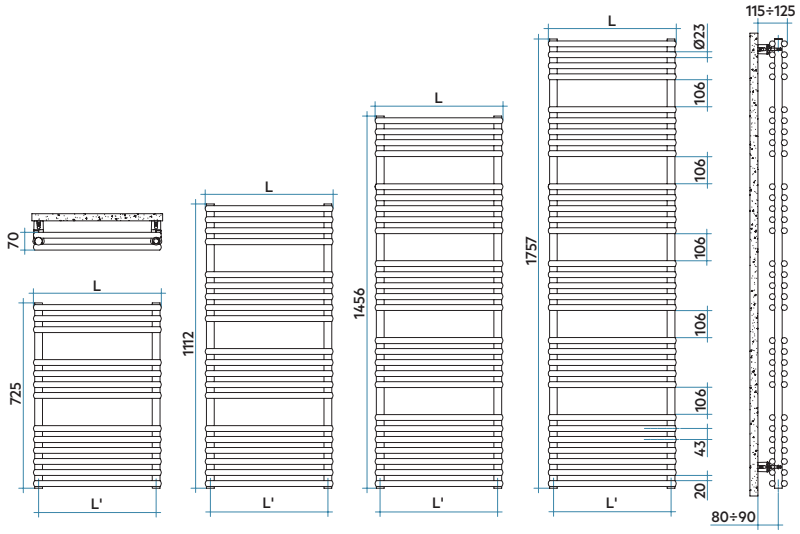

L mm	L' mm
500	460
600	560
750	710

CE 21
EN442-1

Model	Depth	Height	Width	C.centre	Weight	Cap.	Thermal Power Δt=50°C	Δt=50°C	Δt=40°C	Δt=30°C	Δt=20°C	Exp.	Mix funct.
	mm	mm	mm	mm	Kg	lt	Btu/h	**Watt**	Watt	**Watt (*)**	Watt	n.	Watt
720	70	725	500	460	10,3	5,1	1773	**520**	396	**280**	171	1,214	400
26 rails	70	725	600	560	12,1	6,0	2087	**612**	467	**330**	203	1,207	400
2 espaces	70	725	750	710	14,8	7,2	2561	**750**	575	**408**	251	1,195	700
1110	70	1112	500	460	15,9	7,9	2655	**778**	591	**414**	251	1,233	700
40 rails	70	1112	600	560	18,6	9,2	3114	**913**	695	**489**	298	1,220	700
3 espaces	70	1112	750	710	22,8	11,1	3801	**1114**	852	**604**	371	1,199	1000
1450	70	1456	500	460	20,6	10,2	3467	**1016**	770	**539**	325	1,243	1000
52 rails	70	1456	600	560	24,2	11,9	4045	**1186**	902	**634**	386	1,224	1000
4 espaces	70	1456	750	710	29,7	14,5	4912	**1440**	1103	**782**	482	1,195	1000
1750	70	1757	500	460	24,6	12,2	4209	**1234**	936	**655**	397	1,238	1000
62 rails	70	1757	600	560	28,9	14,3	4882	**1431**	1090	**767**	468	1,220	1000
5 espaces	70	1757	750	710	35,4	17,3	5888	**1726**	1322	**938**	578	1,194	1000

(*) Thanks to the high performance of Irsap KART 2 radiators, the ideal Δt for low temperature projects is Δt at 30°C.
For Δt different from 50°C use the formula:
$Q=Qn\ (\Delta t / 50)^n$

Finishes available: see pag. 326.

- Maximum working pressure 8 bar
- Maximum working temperature 95°C

STANDARD SUPPLY: 4 chela brackets for wall fixing; 1/2" air vent; blind cap.

OASI

height 1290 mm, lenght 500 mm, Ivory finish (cod. 02).

Light, minimal and essential, OASI reinterprets every environment.
Its linear perspectives are the expression evolution, linearity between the horizontal oval pipes and square vertical manifolds, capable of influencing and characterize the environment that surrounds it, enhancing its personality. Available in 3 heights and 2 widths.
With the insertion of the electric resistance (optional) it can also work when the radiator is not powered by the generator.

OASI

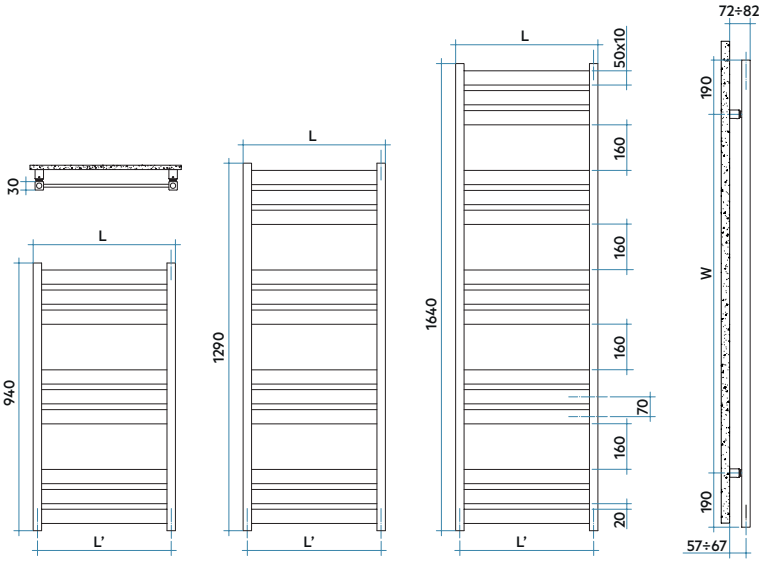

H mm	W mm
940	560
1290	910
1640	1260

L mm	L' mm
500	470
600	570

CE 21
EN442-1
EN 442 EURONORM

Model	Depth	Height	Width	C.centre	Weight	Cap.	Thermal Power Δt=50°C	Δt=50°C	Δt=40°C	Δt=30°C	Δt=20°C	Exp.	Mix funct.
	mm	mm	mm	mm	Kg	lt	Btu/h	**Watt**	Watt	**Watt (*)**	Watt	n.	Watt
940 9 rails 2 espaces	30	940	500	470	7,3	2,7	1245	**365**	280	**198**	122	1,195	400
	30	940	600	570	8,7	3,1	1440	**422**	324	**230**	142	1,189	400
1290 12 rails 3 espaces	30	1290	500	470	9,8	3,9	1669	**489**	374	**264**	162	1,204	400
	30	1290	600	570	11,7	4,5	1928	**565**	432	**305**	187	1,205	700
1640 15 rails 4 espaces	30	1640	500	470	12,4	4,7	2143	**628**	479	**337**	206	1,218	700
	30	1640	600	570	14,9	5,4	2491	**730**	556	**391**	239	1,220	700

(*) Thanks to the high performance of Irsap OASI radiators, the ideal Δt for low temperature projects is Δt at 30°C.
For Δt different from 50°C use the formula:
$Q=Qn\ (\Delta t / 50)^n$

Finishes available: see pag. 326.

- Maximum working pressure 4 bar
- Maximum working temperature 95°C

STANDARD SUPPLY: 4 wall fixing in the same color as the radiator; 1/2" air vent.

MAREA

height 1340 mm, lenght 500 mm, Matt Blue Dove finish (cod. 4P).

Light, minimal and essential, OASI reinterprets every environment.
Its linear perspectives are the expression evolution, linearity between the horizontal oval pipes and square vertical manifolds, capable of influencing and characterize the environment that surrounds it, enhancing its personality. Available in 3 heights and 2 widths.
With the insertion of the electric resistance (optional) it can also work when the radiator is not powered by the generator.

MAREA

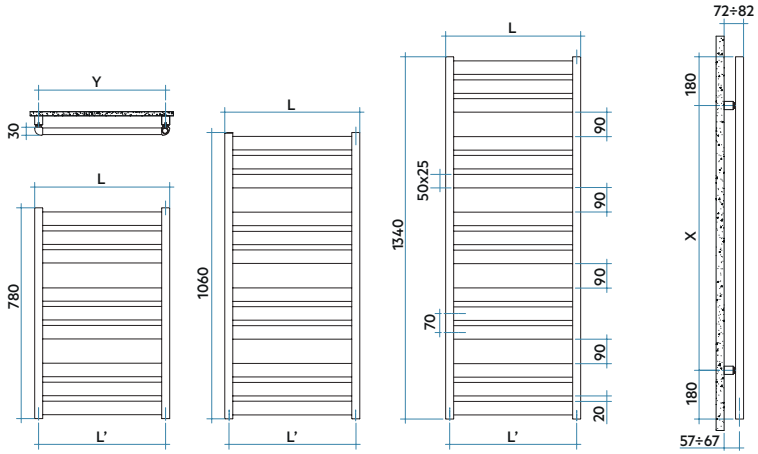

H mm	X mm
780	420
1060	700
1340	980

L mm	L' mm	Y mm
500	466	470
600	566	570

CE 21
EN442-1
EN 442 EURONORM

Model	Depth	Height	Width	C.centre	Weight	Cap.	Thermal Power Δt=50°C	Δt=50°C	Δt=40°C	Δt=30°C	Δt=20°C	Exp.	Mix funct.
	mm	mm	mm	mm	Kg	lt	Btu/h	**Watt**	Watt	**Watt (*)**	Watt	n.	Watt
780 9 rails 2 espaces	30	780	500	470	6,0	4,3	1177	**345**	264	**187**	114	1,204	400
	30	780	600	570	6,9	5,1	1378	**404**	309	**218**	134	1,206	400
1060 12 rails 3 espaces	30	1060	500	470	8,0	5,8	1580	**463**	352	**248**	151	1,225	400
	30	1060	600	570	9,2	6,8	1863	**546**	415	**292**	178	1,225	700
1340 15 rails 4 espaces	30	1340	500	470	10,0	7,2	1982	**581**	443	**313**	191	1,212	700
	30	1340	600	570	11,5	8,5	2320	**680**	519	**367**	225	1,207	1000

(*) Thanks to the high performance of Irsap MAREA radiators, the ideal Δt for low temperature projects is Δt at 30°C.
For Δt different from 50°C use the formula:
$Q=Qn\ (\Delta t\ /\ 50)^n$

Finishes available: see pag. 326.

- Maximum working pressure 4 bar
- Maximum working temperature 95°C

STANDARD SUPPLY: 4 wall fixing in the same color as the radiator; 1/2" air vent.

ARES

height 1462 mm, lenght 530 mm. Standard White finish (cod. 01).

ARES, thanks to its discreet and elegant line, fits perfectly into any type of furniture.
Practicality and reliability complete ARES.
Available in 4 heights and 6 widths from 380 to 730 mm, also in the version with 50 mm connections.

With the insertion of the electric resistance (optional) it can work even in periods when the system is off.

ARES

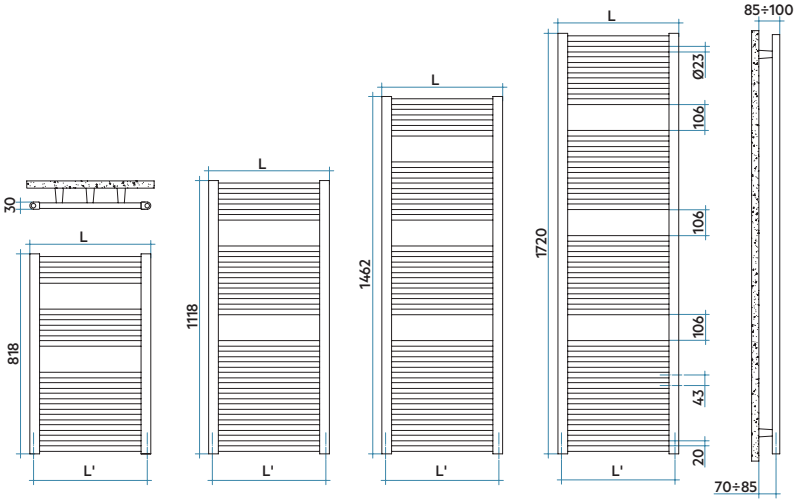

CE 12
EN442-1
EN 442 EURONORM

Model	Depth	Height	Width	C.centre	Weight	Cap.	Thermal Power Δt=50°C	Δt=50°C	Δt=40°C	Δt=30°C	Δt=20°C	Exp.	Mix funct.
	mm	mm	mm	mm	Kg	lt	Btu/h	**Watt**	Watt	**Watt (*)**	Watt	n.	Watt
818 15 rails 2 espaces	30	818	380	350	4,2	3,1	995	**292**	223	**158**	97	1,206	300
	30	818	430	400	4,5	3,4	1106	**324**	248	**175**	107	1,207	300
	30	818	480	450	4,9	3,7	1208	**354**	270	**191**	117	1,207	300
	30	818	500	470	5,1	3,8	1248	**366**	280	**198**	121	1,207	400
	30	818	530	500	5,3	4,0	1310	**384**	293	**207**	127	1,206	400
	30	818	580	550	5,7	4,2	1411	**414**	316	**223**	137	1,206	400
	30	818	600	570	5,8	4,3	1452	**426**	325	**230**	141	1,206	400
	30	818	750	720	9,0	4,8	1757	**515**	393	**278**	171	1,206	400
1118 22 rails 2 espaces	30	1118	380	350	5,9	4,5	1420	**416**	318	**224**	137	1,213	400
	30	1118	430	400	6,4	4,9	1556	**456**	346	**243**	147	1,233	400
	30	1118	480	450	7,0	5,2	1709	**501**	381	**268**	163	1,228	400
	30	1118	500	470	7,2	5,4	1774	**520**	395	**278**	169	1,227	400
	30	1118	530	500	7,5	5,6	1866	**547**	416	**293**	178	1,224	400
	30	1118	580	550	8,1	6,0	2023	**593**	452	**318**	194	1,220	400
	30	1118	600	570	8,3	6,2	2088	**612**	466	**329**	201	1,218	400
	30	1118	750	720	12,9	7,0	2556	**749**	572	**405**	248	1,205	700
1462 28 rails 3 espaces	30	1462	380	350	7,6	5,8	1846	**541**	412	**290**	176	1,223	400
	30	1462	430	400	8,3	6,2	2020	**592**	450	**316**	192	1,227	400
	30	1462	480	450	8,9	6,8	2221	**651**	495	**348**	212	1,226	700
	30	1462	500	470	9,2	7,0	2300	**674**	513	**360**	219	1,226	700
	30	1462	530	500	9,6	7,2	2422	**710**	540	**380**	231	1,225	700
	30	1462	580	550	10,3	7,7	2624	**769**	585	**411**	250	1,224	700
	30	1462	600	570	10,6	7,9	2702	**792**	603	**424**	258	1,224	700
	30	1462	750	720	16,5	8,9	3304	**968**	737	**519**	316	1,221	1000
1720 34 rails 3 espaces	30	1720	380	350	9,1	6,9	2208	**647**	493	**347**	212	1,217	700
	30	1720	430	400	9,9	7,5	2429	**712**	541	**380**	231	1,227	700
	30	1720	480	450	10,7	8,1	2668	**782**	595	**418**	255	1,225	700
	30	1720	500	470	11,1	8,3	2767	**811**	617	**434**	264	1,224	700
	30	1720	530	500	11,6	8,7	2910	**853**	649	**457**	278	1,223	700
	30	1720	580	550	12,4	9,3	3149	**923**	703	**495**	302	1,220	1000
	30	1720	600	570	12,7	9,5	3248	**952**	725	**511**	311	1,220	1000
	30	1720	750	720	19,9	10,7	3968	**1163**	887	**626**	383	1,213	1000

(*) Thanks to the high performance of Irsap ARES radiators, the ideal Δt for low temperature projects is Δt at 30°C.

For Δt different from 50°C use the formula:

$Q=Qn\ (\Delta t / 50)^n$

Finishes available: see pag. 326.

- Maximum working pressure 8 bar
- Maximum working temperature 95°C

STANDARD SUPPLY: 3 infratube for wall fixing; 1/2" air vent.

VENUS

height 1720 mm, lenght 595 mm. Standard White finish (cod. 01).

VENUS with its linear and accurate shape allows excellent use and excellent ease of cleaning. Available in 4 heights and 3 widths, also in the version with 50 mm connections.

With the insertion of the electric resistance (optional) it can work even in periods when the system is off.

VENUS

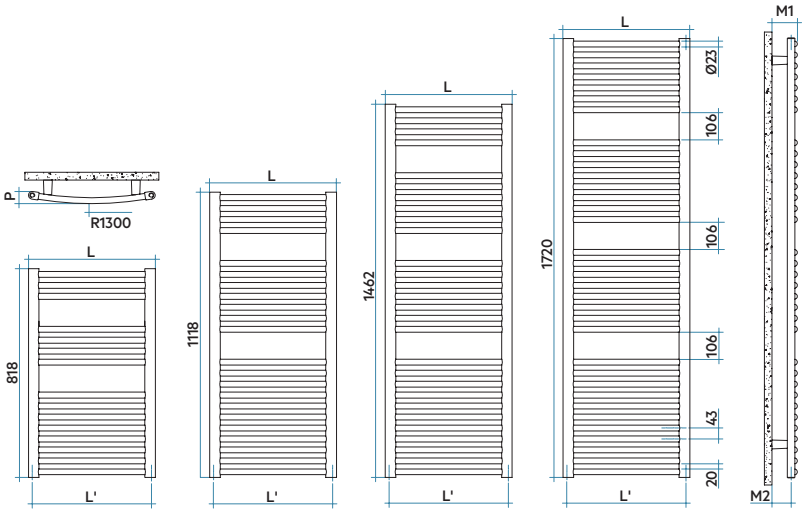

L mm	P mm
497	48
595	57
740	76

M1 mm	M2 mm
92÷107	60÷75
97÷112	54÷69
102÷117	42÷54

CE 12
EN442-1
EN 442 EURONORM

Model	Depth	Height	Width	C.centre	Weight	Cap.	Thermal Power Δt=50°C	Δt=50°C	Δt=40°C	Δt=30°C	Δt=20°C	Exp.	Mix funct.
	mm	mm	mm	mm	Kg	lt	Btu/h	**Watt**	Watt	**Watt (*)**	Watt	n.	Watt
818 15 rails 2 espaces	43	818	448	418	4,7	3,5	1147	**336**	257	**181**	111	1,207	300
	48	818	497	467	5,0	3,8	1248	**366**	280	**198**	121	1,207	400
	57	818	595	565	5,8	4,3	1452	**426**	325	**230**	141	1,206	400
	76	818	740	710	8,9	4,8	1757	**515**	393	**278**	171	1,206	400
1118 22 rails 2 espaces	43	1118	448	418	6,6	5,0	1617	**474**	360	**253**	153	1,231	400
	48	1118	497	467	7,2	5,4	1774	**520**	395	**278**	169	1,227	400
	57	1118	595	565	8,2	6,1	2088	**612**	466	**329**	201	1,218	700
	76	1118	740	710	12,8	6,9	2556	**749**	572	**405**	248	1,205	700
1462 28 rails 3 espaces	43	1462	448	418	8,5	6,4	2098	**615**	468	**329**	200	1,226	700
	48	1462	497	467	9,2	6,9	2300	**674**	513	**360**	219	1,226	700
	57	1462	595	565	10,5	7,9	2702	**792**	603	**424**	258	1,224	700
	76	1462	740	710	16,3	8,8	3304	**968**	737	**519**	316	1,221	1000
1720 34 rails 3 espaces	43	1720	448	418	10,2	7,7	2525	**740**	563	**396**	241	1,226	700
	48	1720	497	467	11,0	8,3	2767	**811**	617	**434**	264	1,224	700
	57	1720	595	565	12,6	9,5	3248	**952**	725	**511**	311	1,220	1000
	76	1720	740	710	19,7	10,6	3968	**1163**	887	**626**	383	1,213	1000

(*) Thanks to the high performance of Irsap VENUS radiators, the ideal Δt for low temperature projects is Δt at 30°C.
For Δt different from 50°C use the formula:
$Q=Qn\ (\Delta t / 50)^n$

Finishes available: see pag. 326.

- Maximum working pressure 8 bar
- Maximum working temperature 95°C

STANDARD SUPPLY: 4 infratube for wall fixing; 1/2" air vent.

CHROME & STAINLESS STEEL RADIATORS

Essential and innovative products enhanced by reflecting light.
The elegant chrome-plated finish is distinguished by its linear surfaces and refractions that exalt both the heating element design and its settings.
A wide range of products that enhance refined and original interiors.

NOVO CULT
chrome-plated

height 1567 mm, lenght 500 mm. Chrome-plated finish (cod. 50).

NOVO CULT in the chromed version highlights the rigorous attention to detail, details that make the difference in the modern living space.

Available in 4 heights and 3 widths.
Thanks to the electric resistance (available as an option, it can work even when the system is off.

NOVO CULT
chrome-plated

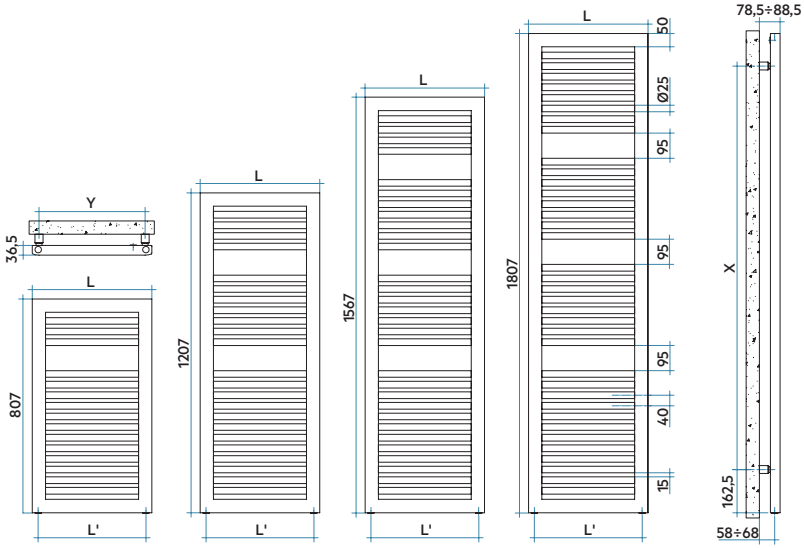

L mm	L' mm	Y mm
450	406	400
500	456	450
600	556	550

H mm	X mm
807	520
1207	920
1567	1280
1807	1520

CE 21
EN442-1
EN 442 EURONORM

Model	Depth	Height	Width	C.centre	Weight	Cap.	Thermal Power Δt=50°C	Δt=50°C	Δt=40°C	Δt=30°C	Δt=20°C	Exp.	Mix funct.
	mm	mm	mm	mm	Kg	lt	Btu/h	**Watt**	Watt	**Watt (*)**	Watt	n.	Watt
807	36,5	807	450	406	7,8	5,6	934	**274**	208	**146**	89	1,226	300
15 rails	36,5	807	500	456	8,4	6,1	1027	**301**	229	**161**	98	1,229	300
1 espace	36,5	807	600	556	9,6	7,0	1211	**355**	269	**189**	114	1,236	400
1207	36,5	1207	450	406	11,0	8,0	1330	**390**	294	**205**	123	1,262	400
23 rails	36,5	1207	500	456	11,8	8,6	1457	**427**	322	**224**	135	1,260	400
2 espaces	36,5	1207	600	556	13,5	9,9	1715	**503**	380	**264**	159	1,258	400
1567	36,5	1567	450	406	13,9	10,1	1727	**506**	382	**265**	159	1,265	400
30 rails	36,5	1567	500	456	14,9	10,8	1896	**556**	419	**291**	175	1,264	400
3 espaces	36,5	1567	600	556	16,9	12,4	2236	**655**	494	**344**	206	1,263	700
1807	36,5	1807	450	406	16,0	11,7	2011	**589**	445	**310**	186	1,258	400
36 rails	36,5	1807	500	456	17,2	12,6	2216	**650**	491	**342**	206	1,255	700
3 espaces	36,5	1807	600	556	19,6	14,4	2625	**769**	582	**406**	245	1,250	700

(*) Thanks to the high performance of Irsap NOVO CULT CHROME-PLATED radiators, the ideal Δt for low temperature projects is Δt at 30°C.
For Δt different from 50°C use the formula:
Q=Qn (Δt / 50)^n

- Maximum working pressure 6 bar
- Maximum working temperature 95°C

Available only in chrome-plated finish.

STANDARD SUPPLY: 4 chrome-plated wall fixing; 1/2" chrome-plated air vent.

Extension of Guarantee:
Irsap guarantees only the hydraulic seal of NOVO CULT Chrome-plated radiators for 10 years, starting from sales in 2009.
The chrome plating is guaranteed for the period of time established by law, in any case not less than 24 months.

FLAUTO
chrome-plated

height 1218 mm, lenght 506 mm. Chrome-plated finish (cod. 50).

Thanks to the sobriety of the design and its performance, FLAUTO CHROME-PLATED is ideal for any environment or living space. It is available in 4 heights and 5 widths from 456 to 756 mm.

With the insertion of the electric resistance (optional) it can work even in periods when the system is off.

FLAUTO
chrome-plated

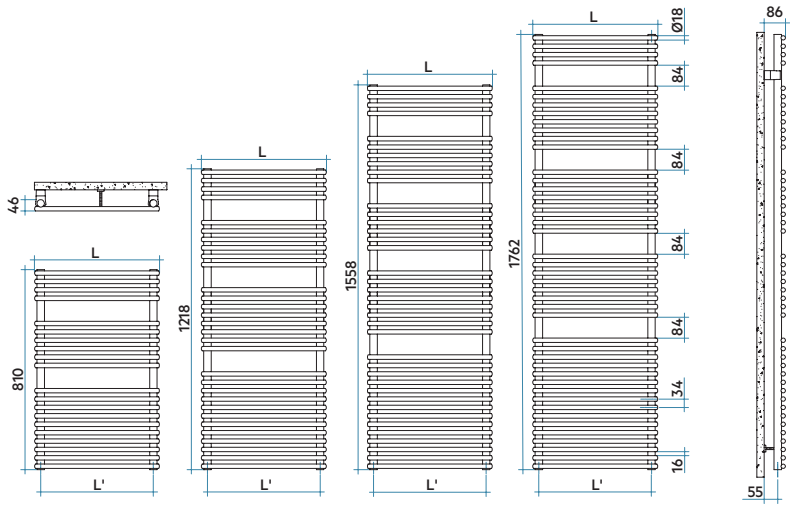

CE 02
EN442-1
EN 442 EURONORM

Model	Depth	Height	Width	C.centre	Weight	Cap.	Thermal Power Δt=50°C	**Δt=50°C**	Δt=40°C	**Δt=30°C**	Δt=20°C	Exp.	Mix funct.
	mm	mm	mm	mm	Kg	lt	Btu/h	**Watt**	Watt	**Watt (*)**	Watt	n.	Watt
810 20 rails 2 espaces	46	810	456	406	5,6	2,8	926	**271**	209	**149**	92	1,180	300
	46	810	506	456	6,1	3,0	1023	**300**	230	**164**	102	1,178	300
	46	810	556	506	6,5	3,1	1120	**328**	252	**180**	112	1,177	300
	46	810	606	556	7,0	3,3	1216	**356**	274	**196**	121	1,176	300
	46	810	756	706	8,4	3,9	1506	**442**	340	**243**	151	1,172	400
1218 30 rails 3 espaces	46	1218	456	406	8,4	4,1	1359	**398**	303	**214**	130	1,220	400
	46	1218	506	456	9,1	4,4	1480	**434**	331	**233**	142	1,218	400
	46	1218	556	506	9,8	4,7	1601	**469**	358	**252**	154	1,217	400
	46	1218	606	556	10,5	5,0	1721	**504**	385	**271**	166	1,215	400
	46	1218	756	706	12,5	5,9	2083	**610**	466	**329**	202	1,209	400
1558 38 rails 4 espaces	46	1558	456	406	10,6	5,2	1761	**516**	391	**274**	165	1,243	400
	46	1558	506	456	11,5	5,6	1927	**565**	429	**301**	183	1,232	400
	46	1558	556	506	12,4	6,0	2092	**613**	467	**328**	200	1,222	400
	46	1558	606	556	13,2	6,4	2258	**662**	505	**356**	218	1,212	700
	46	1558	756	706	15,9	7,5	2754	**807**	620	**442**	274	1,180	700
1762 44 rails 4 espaces	46	1762	456	406	12,2	6,0	1979	**580**	440	**307**	186	1,243	400
	46	1762	506	456	13,2	6,5	2162	**634**	481	**337**	204	1,237	700
	46	1762	556	506	14,3	6,9	2345	**687**	522	**367**	223	1,230	700
	46	1762	606	556	15,3	7,3	2528	**741**	564	**397**	242	1,223	700
	46	1762	756	706	18,3	8,6	3077	**902**	689	**488**	299	1,203	1000

(*) Thanks to the high performance of Irsap FLAUTO CHROME-PLATED radiators, the ideal Δt for low temperature projects is Δt at 30°C.
For Δt different from 50°C use the formula:
$Q=Qn\ (\Delta t / 50)^n$

Available only in chrome-plated finish.

- Maximum working pressure 8 bar
- Maximum working temperature 95°C

STANDARD SUPPLY: pair of CHELA wall brackets; wall spacer; 1/2" chrome-plated air vent.

NOVO
chrome-plated

height 1800 mm, lenght 600 mm. Chrome-plated finish (cod. 50).

The minimalist style, in the chromed version and with 23 mm tubes, make NOVO CHROME-PLATED an unconventional towel warmer.

With the insertion of the electric resistance (optional) it can work even in periods when the system is off.

NOVO
chrome-plated

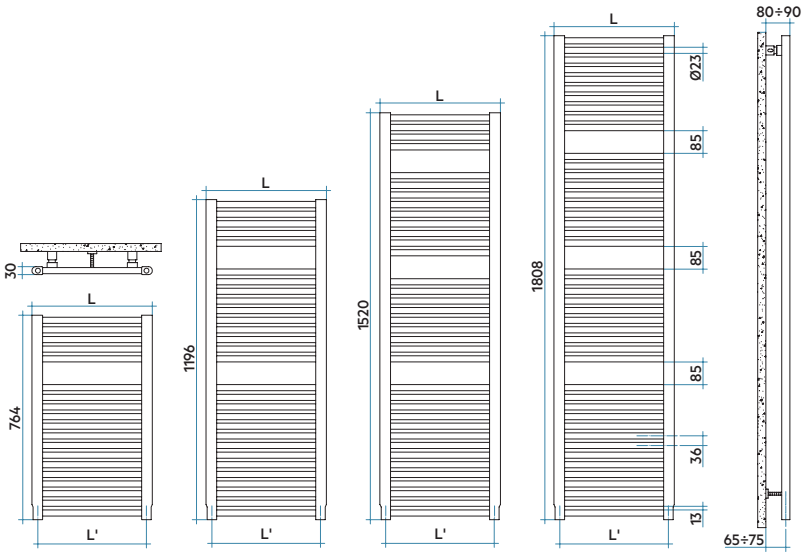

CE 01
EN442-1

EN 442 EURONORM

Model	Depth	Height	Width	C.centre	Weight	Cap.	Thermal Power Δt=50°C	**Δt=50°C**	Δt=40°C	**Δt=30°C**	Δt=20°C	Exp.	Mix funct.
	mm	mm	mm	mm	Kg	lt	Btu/h	**Watt**	Watt	**Watt (*)**	Watt	n.	Watt
764 19 rails 1 espace	30	764	450	406	5,3	3,9	914	**268**	203	**142**	86	1,245	0
	30	764	500	456	5,8	4,3	1001	**293**	222	**155**	94	1,244	300
	30	764	600	556	6,7	5,0	1175	**344**	261	**183**	110	1,243	300
	30	764	750	706	10,7	5,6	1434	**420**	319	**223**	135	1,241	400
1196 29 rails 2 espaces	30	1196	450	406	8,1	6,1	1218	**357**	269	**186**	111	1,275	300
	30	1196	500	456	8,8	6,6	1353	**396**	299	**207**	124	1,272	400
	30	1196	600	556	10,3	7,6	1627	**477**	359	**250**	149	1,267	400
	30	1196	750	706	16,4	8,6	2039	**598**	451	**314**	189	1,259	400
1520 36 rails 3 espaces	30	1520	450	406	10,2	7,6	1656	**485**	365	**252**	150	1,279	400
	30	1520	500	456	11,0	8,2	1821	**534**	401	**278**	166	1,277	400
	30	1520	600	556	12,8	9,5	2151	**630**	475	**329**	196	1,273	700
	30	1520	750	706	20,4	10,8	2646	**776**	585	**406**	243	1,266	700
1808 44 rails 3 espaces	30	1808	450	406	12,3	9,2	1976	**579**	436	**302**	180	1,272	400
	30	1808	500	456	13,3	10,0	2180	**639**	481	**334**	200	1,269	700
	30	1808	600	556	15,5	11,5	2587	**758**	572	**398**	238	1,262	700
	30	1808	750	706	24,8	13,1	3198	**937**	709	**494**	298	1,252	1000

(*) Thanks to the high performance of Irsap NOVO CHROME-PLATED radiators, the ideal Δt for low temperature projects is Δt at 30°C.
For Δt different from 50°C use the formula:
$Q=Qn\ (\Delta t / 50)^n$

- Maximum working pressure 8 bar
- Maximum working temperature 95°C

Available only in chrome-plated finish.

Extension of Guarantee:
Irsap guarantees only the hydraulic seal of NOVO Chrome-plated radiators for 10 years, starting from sales in 2009. The chrome plating is guaranteed for the period of time established by law, in any case not less than 24 months.

ARES
chrome-plated

height 1462 mm, lenght 530 mm. Chrome-plated finish (cod. 50).

The chromed version of ARES makes this product unique and important for home furnishings. Available in 4 heights and 5 widths from 430 to 730 mm, also in the version with 50 mm connections.

With the insertion of the electric resistance (optional) it can work even in periods when the system is off.

ARES
chrome-plated

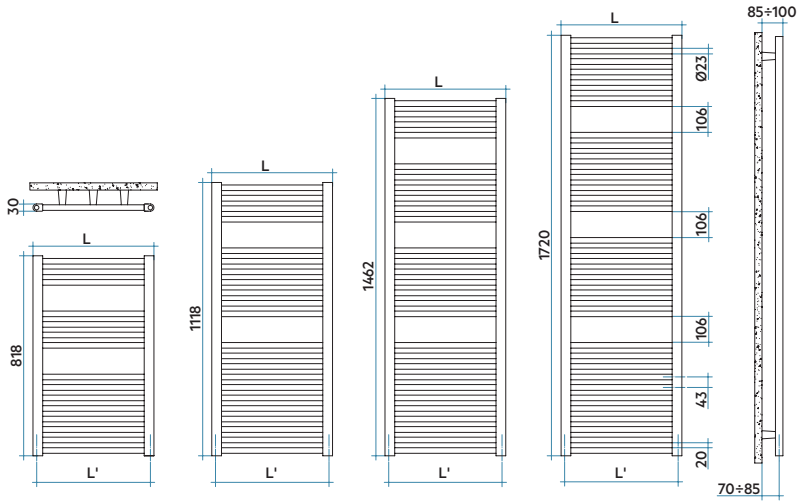

CE 05
EN442-1

EN 442 EURONORM

Model	Depth	Height	Width	C.centre	Weight	Cap.	Thermal Power Δt=50°C	**Δt=50°C**	Δt=40°C	**Δt=30°C**	Δt=20°C	Exp.	Mix funct.
	mm	mm	mm	mm	Kg	lt	Btu/h	**Watt**	Watt	**Watt (*)**	Watt	n.	Watt
818 15 rails 2 espaces	30	818	380	350	4,2	3,1	652	**191**	144	**101**	61	1,254	0
	30	818	430	400	4,5	3,4	720	**211**	159	**110**	66	1,271	0
	30	818	480	450	4,9	3,7	788	**231**	174	**121**	72	1,267	0
	30	818	530	500	5,3	4,0	855	**251**	189	**131**	79	1,263	0
	30	818	580	550	5,7	4,2	924	**271**	204	**142**	85	1,260	300
	30	818	730	700	8,8	4,8	1128	**330**	250	**175**	105	1,249	300
1118 22 rails 2 espaces	30	1118	380	350	5,9	4,5	947	**278**	210	**147**	88	1,250	300
	30	1118	430	400	6,4	4,9	1035	**303**	229	**159**	96	1,260	300
	30	1118	480	450	7,0	5,2	1140	**334**	252	**176**	106	1,257	300
	30	1118	530	500	7,5	5,6	1245	**365**	276	**192**	115	1,255	400
	30	1118	580	550	8,1	6,0	1350	**396**	299	**209**	125	1,253	400
	30	1118	730	700	12,6	6,8	1664	**488**	369	**258**	156	1,247	400
1462 28 rails 3 espaces	30	1462	380	350	7,6	5,8	1216	**356**	270	**188**	113	1,251	400
	30	1462	430	400	8,3	6,2	1318	**386**	293	**205**	124	1,244	400
	30	1462	480	450	8,9	6,8	1454	**426**	323	**226**	136	1,246	400
	30	1462	530	500	9,6	7,2	1590	**466**	353	**246**	149	1,247	400
	30	1462	580	550	10,3	7,7	1726	**506**	383	**267**	161	1,249	400
	30	1462	730	700	16,1	8,7	2133	**625**	473	**330**	198	1,253	700
1720 34 rails 3 espaces	30	1720	380	350	9,1	6,9	1478	**433**	328	**229**	138	1,248	400
	30	1720	430	400	9,9	7,5	1603	**470**	355	**248**	149	1,251	400
	30	1720	480	450	10,7	8,1	1770	**519**	392	**274**	165	1,250	400
	30	1720	530	500	11,6	8,7	1937	**568**	430	**300**	181	1,250	400
	30	1720	580	550	12,4	9,3	2104	**617**	467	**326**	196	1,249	700
	30	1720	730	700	19,4	10,5	2606	**764**	578	**404**	244	1,247	700

(*) Thanks to the high performance of Irsap ARES CHROME-PLATED radiators, the ideal Δt for low temperature projects is Δt at 30°C.
For Δt different from 50°C use the formula:
$Q=Qn\ (\Delta t\ /\ 50)^n$

Available only in chrome-plated finish.

- Maximum working pressure 8 bar
- Maximum working temperature 95°C

STANDARD SUPPLY: 3 chrome-plated infratube for wall fixing; 1/2" chrome-plated air vent.

VENUS
chrome-plated

height 1720 mm, lenght 595 mm. Chrome-plated finish (cod. 50).

The chromed version of VENUS has a strong personality and follows the peculiarities of the modern style.
Available in 4 heights and 3 widths, also in the version with 50 mm connections.

With the insertion of the electric resistance (optional) it can work even in periods when the system is off.

VENUS
chrome-plated

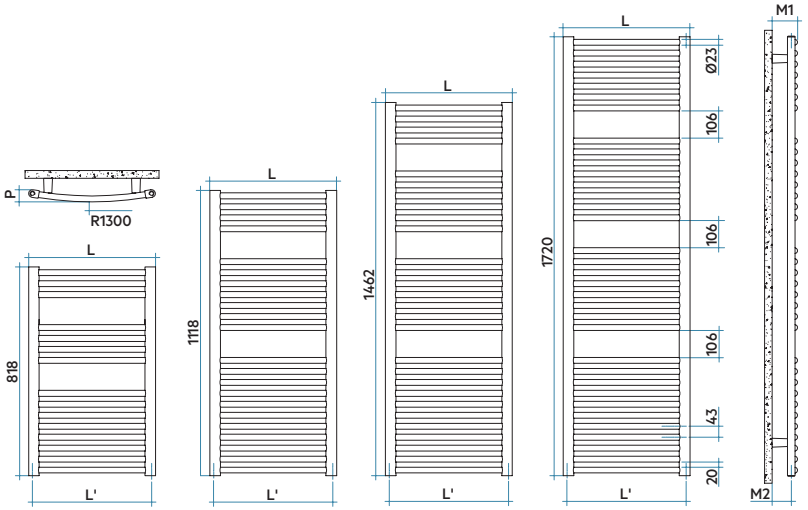

L mm	P mm
497	48
595	57
740	76

M1 mm	M2 mm
92÷107	60÷75
97÷112	54÷69
102÷117	42÷54

CE 05
EN442-1
EN 442 EURONORM

Model	Depth	Height	Width	C.centre	Weight	Cap.	Thermal Power Δt=50°C	Δt=50°C	Δt=40°C	Δt=30°C	Δt=20°C	Exp.	Mix funct.
	mm	mm	mm	mm	Kg	lt	Btu/h	**Watt**	Watt	**Watt (*)**	Watt	n.	Watt
818 15 rails 2 espaces	43	818	448	418	4,7	3,5	746	**219**	165	**114**	68	1,269	0
	48	818	497	467	5,0	3,8	815	**239**	180	**125**	75	1,266	0
	57	818	595	565	5,8	4,3	951	**279**	210	**147**	88	1,258	300
	76	818	740	710	8,9	4,8	1155	**338**	256	**179**	108	1,247	300
1118 22 rails 2 espaces	43	1118	448	418	6,6	5,0	1077	**316**	238	**166**	100	1,259	300
	48	1118	497	467	7,2	5,4	1182	**346**	262	**182**	110	1,257	400
	57	1118	595	565	8,2	6,1	1392	**408**	308	**215**	129	1,253	400
	76	1118	740	710	12,8	6,9	1706	**500**	379	**265**	160	1,246	400
1462 28 rails 3 espaces	43	1462	448	418	8,5	6,4	1373	**402**	305	**213**	129	1,245	400
	48	1462	497	467	9,2	6,9	1508	**442**	335	**234**	141	1,247	400
	57	1462	595	565	10,5	7,9	1780	**522**	395	**276**	166	1,249	400
	76	1462	740	710	16,3	8,8	2187	**641**	485	**338**	203	1,254	700
1720 34 rails 3 espaces	43	1720	448	418	10,2	7,7	1670	**489**	370	**258**	156	1,251	400
	48	1720	497	467	11,0	8,3	1837	**538**	407	**284**	171	1,250	400
	57	1720	595	565	12,6	9,5	2171	**636**	482	**336**	203	1,249	700
	76	1720	740	710	19,7	10,6	2673	**783**	593	**414**	250	1,246	700

(*) Thanks to the high performance of Irsap VENUS CHROME-PLATED radiators, the ideal Δt for low temperature projects is Δt at 30°C.
For Δt different from 50°C use the formula:
$Q=Qn\ (\Delta t / 50)^n$

Available only in chrome-plated finish.

- Maximum working pressure 8 bar
- Maximum working temperature 95°C

STANDARD SUPPLY: 4 chrome-plated infratube for wall fixing; 1/2" chrome-plated air vent.

BLUES

height 1400 mm, lenght 500 mm. Chrome-plated finish (cod. 50).

Stainless steel radiator characterized by horizontal elements and an essential and elegant ensemble, which enriches the bathroom not only with a heating element but also with a decorative object.

BLUES is available in two finishes: mirror stainless steel and satin stainless steel.

BLUES

H mm	X mm	Y mm	L mm
770	470	150	500
1190	890		
1400	1100		
1700	1400		

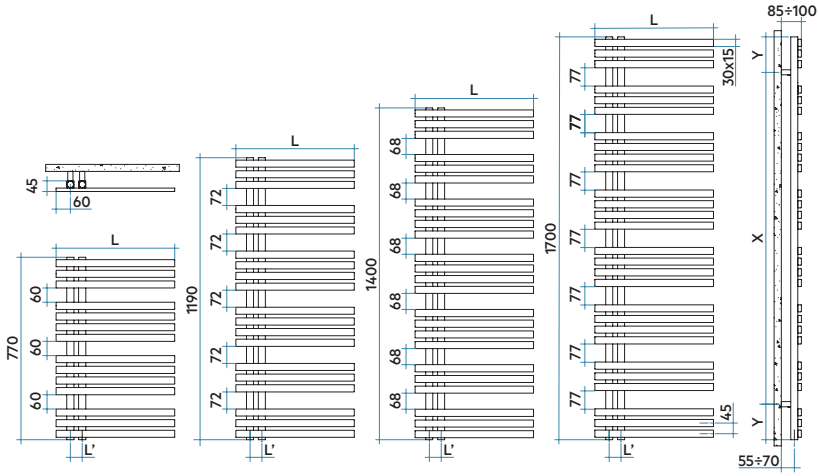

CE 19
EN442-1

EN 442 EURONORM

Model	Depth	Height	Width	C. centre	Weight	Cap.	Thermal Power Δt=50°C	Δt=50°C	Δt=40°C	Δt=30°C	Δt=20°C	Exp.
	mm	mm	mm	mm	Kg	lt	Btu/h	**Watt**	Watt	**Watt (*)**	Watt	n.
770 14 rails 3 espaces	45	770	500	50	6,2	3,6	764	**224**	168	**116**	69	1,290
1190 20 rails 5 espaces	45	1190	500	50	8,9	5,3	1118	**328**	245	**168**	99	1,310
1400 24 rails 6 espaces	45	1400	500	50	10,6	6,4	1326	**389**	288	**196**	114	1,340
1700 28 rails 7 espaces	45	1700	500	50	12,4	7,6	1569	**460**	340	**231**	134	1,350

(*) Thanks to the high performance of Irsap BLUES radiators, the ideal Δt for low temperature projects is Δt at 30°C.
For Δt different from 50°C use the formula:
$Q=Qn\ (\Delta t\ /\ 50)^n$

Available only In Mirror and Satin Stainless Steel finishes.

- Maximum working pressure 4 bar
- Maximum working temperature 95°C

STANDARD SUPPLY: 4 wall fixings; 2 air vents of 1/2".

STILÉ
satin

height 1292 mm, lenght 581 mm. Satin Stainless Steel finish (cod. AS).

STILÉ is an essential and strong impact radiator. The preciousness and brightness of stainless steel determine a harmonious and particular play of light and shadow.

STILÉ has a linear and elegant shape that integrates exclusively into any type of environment with its refined beauty.

STILÉ
satin

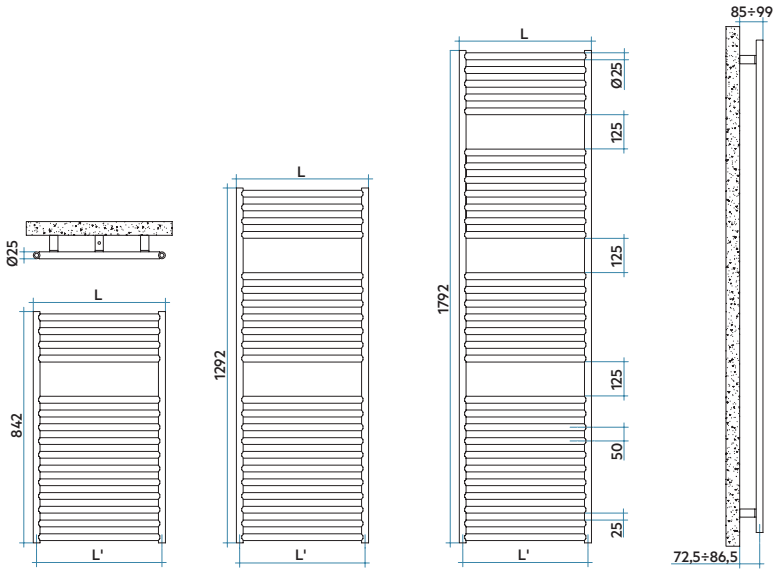

L mm	L' mm
481	456
581	556

CE 05
EN442-1
EN 442 EURONORM

Model	Depth	Height	Width	C.centre	Weight	Cap.	Thermal Power Δt=50°C	Δt=50°C	Δt=40°C	Δt=30°C	Δt=20°C	Exp.	Mix funct.
	P mm	H mm	L mm	L' mm	Kg	lt	Btu/h	**Watt**	Watt	**Watt (*)**	Watt	n.	Watt
842 15 rails 1 espace	25	842	481	456	8,7	2,9	810	**237**	179	**124**	74	1,270	0
	25	842	581	556	9,6	3,5	953	**279**	211	**147**	89	1,252	300
1292 22 rails 2 espaces	25	1292	481	456	13,0	4,3	1233	**361**	274	**192**	117	1,234	400
	25	1292	581	556	14,3	5,2	1448	**424**	321	**225**	136	1,243	400
1792 30 rails 3 espaces	25	1792	481	456	17,8	5,9	1732	**507**	381	**264**	157	1,276	400
	25	1792	581	556	19,6	7,1	2039	**597**	449	**311**	186	1,274	700

(*) Thanks to the high performance of Irsap STILÉ CHROME-PLATED radiators, the ideal Δt for low temperature projects is Δt at 30°C.
For Δt different from 50°C use the formula:
$Q=Qn\ (\Delta t\ /\ 50)^n$

Available only in Satin Stainless Steel finish.

- Maximum working pressure 4 bar
- Maximum working temperature 95°C

STANDARD SUPPLY: angle pattern valve and lockshield valve assembly complete with copper fitting (diameters: 12, 14, 15 mm); kit of pipe covers (suitable for pipes up to 16 mm thick); 3 chela wall brackets; 1/2" air vent.

ELECTRIC RADIATORS

The chance to choose the product most suitable to specific needs, while respecting the environment and guaranteeing the maximum energy savings all year round. The perfect range of products for those who want instant heat not limited by the traditional hydraulic system.

ORIGIN
electric

ECO NOW

height 1800 mm, lenght 500 mm. Matt Ochre Yellow finish (cod. 4V). Designer Tommaso Balladore by Desall

ORIGIN, an electric radiant plate, was born from a project in collaboration with Desall with the aim of creating a design radiator with clean lines and advanced technological content. ORIGIN stands out for its essential and stylized shape that evokes the origin of life. It is equipped with a multicolored LED light system with variable intensity, stronger starting from the bottom and more diffused towards the top. ORIGIN is available in the electric version in three different dimensional models and electrical powers.
The new and exclusive WiFi electric resistance is supplied in the same color as the radiator.

ORIGIN
electric

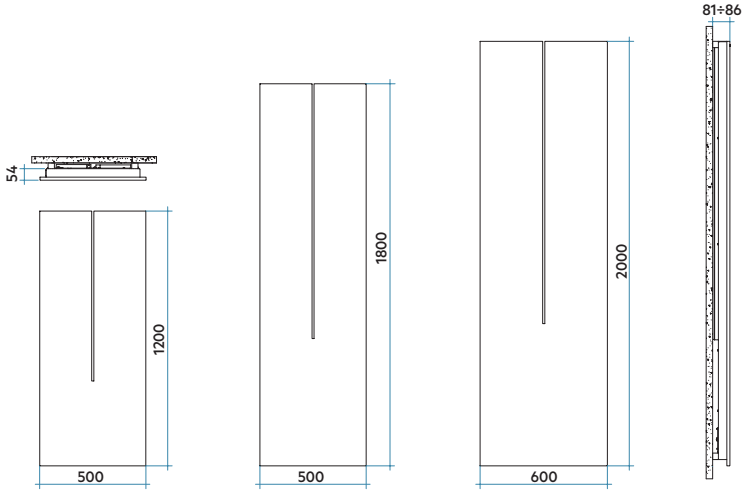

CE

Model	Depth P mm	Height H mm	Width L mm	Weight Kg	**Electric Power** **Watt**
ORIGIN 1200 x 500	74	1200	500	23,6	**500**
ORIGIN 1800 x 500	74	1800	500	37,2	**750**
ORIGIN 2000 x 600	74	2000	600	45,9	**1000**

WiFi Control*

Control your radiator remotely using the IRSAP NOW app available from:

Available on the App Store | GET IT ON Google Play

Compatible with the systems:

Hey Google | Works with IFTTT

The WiFi control, on the radiator, connects to smartphones, making product management simple and immediate, configurable by downloading the IRSAP NOW APP available from Android and IOS stores.
This APP allows the management of multiple homes, allowing individual rooms or zones to be configured independently.

The WiFi control is compatible with Google Home, Amazon Alexa and IFTTT protocol.
As well as monitoring and setting the desired temperature, the WiFi control has the following functions: stand-by function, key lock function, antifreeze function, HOME/AWAY function (geolocation), holiday function, detect open window function, ITCS function (Intelligence Temperature Control System), which allows you to have the exact temperature at the set time, VOC function i.e. air quality control.

*** Available only for UE and CH.**

View the online guides at: **support.smart@irsap.com**

Finishes available: see pag. 326.

POLYGON
vertical electric

ECO NOW

height 1800 mm, lenght 500 mm. Satin Black finish (cod.30) and Medium Grey finish (cod.4D). Designed by DESALL Valentina Volpe

Made in collaboration with DESALL Valentina Volpe, the new POLYGON ELECTRIC plate radiator is the aesthetic and technological innovation that guarantees the fluidity of shape and creates beauty and comfort without overall dimensions.
The POLYGON radiator is equipped with a WiFi control system that interacts with the IRSAP NOW App, compatible with Google Home and Amazon Alexa, which allows you to set and manage the temperature control in each individual room.
The new and exclusive WiFi electric resistance is supplied in the same color as the radiator.

POLYGON
vertical electric

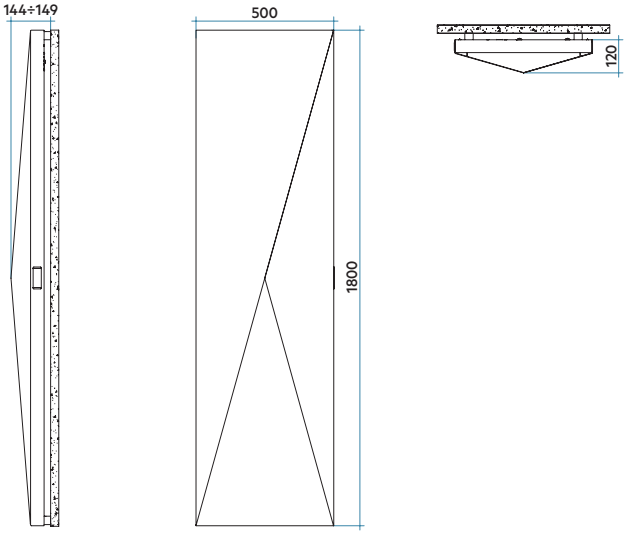

Model	Depth	Height	Width	Weight	**Electric Power**
	P mm	H mm	L mm	Kg	**Watt**
POLYGON Vertical Electric	120	1800	500	34,5	**750**

WiFi Control*

Control your radiator remotely using the IRSAP NOW app available from:

Available on the App Store | GET IT ON Google Play

Compatible with the systems:

Hey Google | Works with IFTTT

The WiFi control, on the radiator, connects to smartphones, making product management simple and immediate, configurable by downloading the IRSAP NOW APP available from Android and IOS stores.
This APP allows the management of multiple homes, allowing individual rooms or zones to be configured independently.

The WiFi control is compatible with Google Home, Amazon Alexa and IFTTT protocol.
As well as monitoring and setting the desired temperature, the WiFi control has the following functions: stand-by function, key lock function, antifreeze function, HOME/AWAY function (geolocation), holiday function, detect open window function, ITCS function (Intelligence Temperature Control System), which allows you to have the exact temperature at the set time, VOC function i.e. air quality control.

*** Available only for UE and CH.**

View the online guides at: **support.smart@irsap.com**

Finishes available: see pag. 326.

POLYGON FINISHES

MATT WHITE
cod. J8

MATT LIGHT GREY
cod. 8N

PEARL WHITE
cod. 16

QUARTZ 2
cod. 2C

MATT LIGHT GREY
cod. 8N

AGAVE
cod. 9N

SABLÉ
cod. Y4

AGAVE
cod. 9N

SATIN BLACK
cod. 30

MEDIUM GREY
cod. 4D

POLYGON
horizontal electric

ECO NOW

height 500 mm, lenght 1800 mm. Satin Black finish (cod.30) and Medium Grey finish (cod.4D). Designed by DESALL Valentina Volpe

Enriched with LED lights POLYGON offers elegance timeless, high technology and ease of use for the inhabitants of modern homes looking for comfort and discreet elegance.
The POLYGON radiator is equipped with a WiFi control system that interacts with the IRSAP NOW App, compatible with Google Home and Amazon Alexa, which allows you to set and manage the temperature control in each individual room.
The new and exclusive WiFi electric resistance is supplied in the same color as the radiator.

POLYGON
horizontal electric

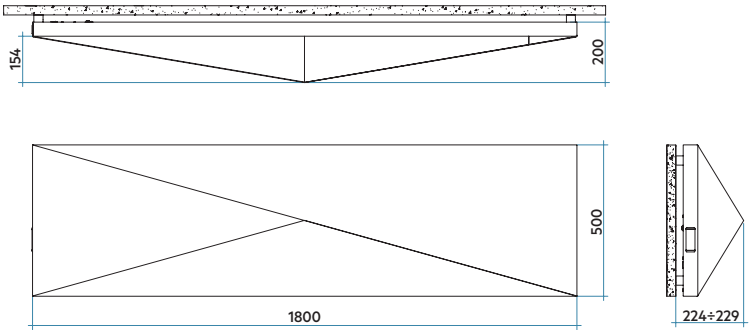

CE

Model	Depth	Height	Width	Weight	**Electric Power**
	P mm	H mm	L mm	Kg	**Watt**
POLYGON Horizontal Electric	200	500	1800	36,0	**750**

WiFi Control*
Control your radiator remotely using the IRSAP NOW app available from:

Available on the App Store | GET IT ON Google Play

Compatible with the systems:

Alexa | Hey Google | Works with IFTTT

The WiFi control, on the radiator, connects to smartphones, making product management simple and immediate, configurable by downloading the IRSAP NOW APP available from Android and IOS stores.
This APP allows the management of multiple homes, allowing individual rooms or zones to be configured independently.

The WiFi control is compatible with Google Home, Amazon Alexa and IFTTT protocol.
As well as monitoring and setting the desired temperature, the WiFi control has the following functions: stand-by function, key lock function, antifreeze function, HOME/AWAY function (geolocation), holiday function, detect open window function, ITCS function (Intelligence Temperature Control System), which allows you to have the exact temperature at the set time, VOC function i.e. air quality control.
*** Available only for UE and CH.**
View the online guides at: **support.smart@irsap.com**

Finishes available: see pag. 326.

POLYGON FINISHES

MATT WHITE cod. J8 | PEARL WHITE cod. 16 | MATT LIGHT GREY cod. 8N | SABLÉ cod. Y4 | SATIN BLACK cod. 30

MATT LIGHT GREY cod. 8N | QUARTZ 2 cod. 2C | AGAVE cod. 9N | AGAVE cod. 9N | MEDIUM GREY cod. 4D

STEP_E
electric

height 1735 mm, lenght 500 mm. Chrome-plated finish (cod. 50). Designed by Antonio Citterio with Sergio Brioschi

The STEP_E radiator is available in 3 models of dimensions and powers designed to guarantee the best comfort in the bathroom. Ideal not only as a primary source of heat but also as an integration of radiation systems, and for second homes, where a heating system is not always present.

The lower slat houses the control (push & round) of the electrical resistance and allows, in a single gesture, the management of the room temperature.

STEP_E
electric

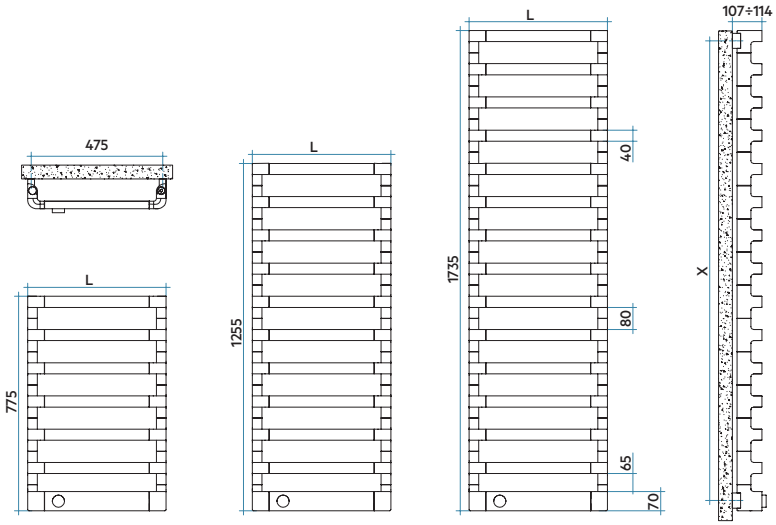

H mm	X mm
775	700
1255	1180
1735	1660

CE

Model	Depth	Height	Width	Weight	**Electric Power**
	P mm	H mm	L mm	Kg	**Watt**
STEP_E_775_07 el.	107	775	500	12,2	**250**
STEP_E_1255_11 el.	107	1255	500	19,3	**450**
STEP_E_1735_15 el.	107	1735	500	26,5	**650**

STANDARD SUPPLY: wall fixing systems the same finish as the radiator; IR remote control.

N **Finishes available:** see pag. 326.

DEDALO
electric

height 1600 mm, lenght 660 mm. Sablé finish (cod. Y4). Designed by Synthesis Design

Continuous geometry that enhances your environment with a refined search for details: DEDALO Electric.
The LED light (in the model with light) creeps into the spaces, forming plays of light and shadow.

Available in two models, DEDALO P and DEDALO L, with two thermal powers.

DEDALO P

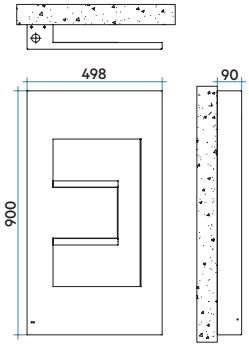

DEDALO L

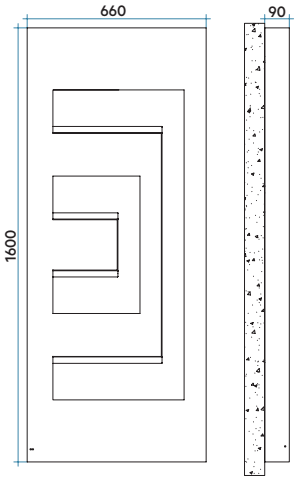

CE

Model	Depth	Height	Width	Weight	**Electric Power**
	P mm	H mm	L mm	Kg	**Watt**
DEDALO Electric	90	900	498	17,2	**300**
	90	1600	660	22,5	**700**
DEDALO Electric with LED	90	900	498	17,2	**300**
	90	1600	660	22,5	**700**

ELECTRONIC CONTROL SYSTEM:
wireless communication by means of radio signals transmitted to the receiver connected to the system; radius of action about 30-50 metres in residential environments (868 MHz); radio frequency communication complying with European regulations; ITCS FUNCTION (Intelligent Temperature Control System), for intelligent temperature control (this technology allows the exact desired temperature at the set time); open window detection function.

Finishes available: IRSAP finishes only for codes: J8, 16, 1C, Y4, 3V, 2C, 2D, 1B, 4V, 9U, L3, 4D, L6, 8N, J4, 7D, 5V, 3P, 2V, 1V, 9N, 1P, 6V, 4P, 6C, K1, 18, 30, 32.
See table pag. 326.

SEQUENZE
electric

height 1735 mm, lenght 500 mm. Matt White finish (cod. J8). Designed by Angeletti & Ruzza

The cuts break the shape of SEQUENZE in the electric version and make it functional for use but above all they accentuate its perceived value, making it three-dimensional and sculptural.

The light and shadows reveal an intrinsic spirituality of the object.
Available in two models, SEQUENZE S electric and SEQUENZE L electric, with two thermal powers.

SEQUENZE
electric

SEQUENZE S

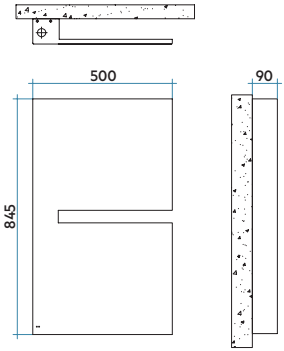

SEQUENZE L

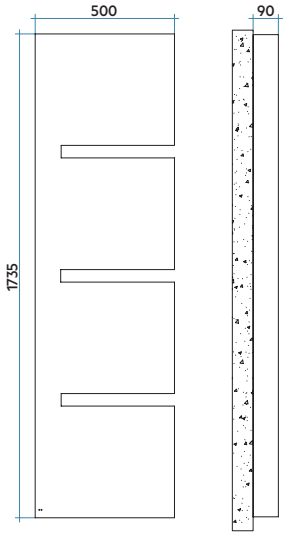

CE

Model	Depth P mm	Height H mm	Width L mm	Weight Kg	**Electric Power** **Watt**
SEQUENZE S Electric	90	845	500	19,7	**260**
SEQUENZE L Electric	90	1735	500	38,9	**520**

ELECTRONIC CONTROL SYSTEM:
wireless communication by means of radio signals transmitted to the receiver connected to the system; radius of action about 30-50 metres in residential environments (868 MHz); radio frequency communication complying with European regulations; ITCS FUNCTION (Intelligent Temperature Control System), for intelligent temperature control (this technology allows the exact desired temperature at the set time); open window detection function.

Finishes available: see pag. 326.

QUADRAQUA
electric

height 1828 mm, lenght 300 mm. Standard White finish (cod. 01). Designed by Domenico De Palo

QUADRAQUA, in the electric version, with a rigid line, almost severe the raison d'être of the function that goes beyond ... Strongly square and modulated, by a unit of measurement that becomes proportion.

Available in two models, QUADRAQUA S electric and QUADRAQUA L electric, with two thermal powers.

QUADRAQUA
electric

QUADRAQUA S

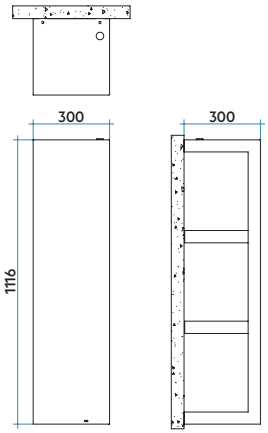

QUADRAQUA L

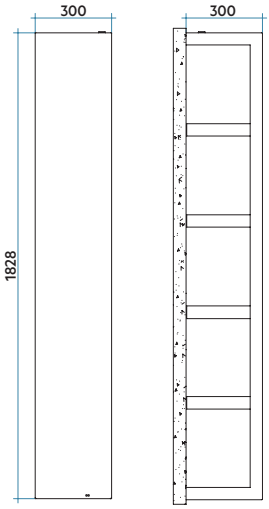

Model	Depth P mm	Height H mm	Width L mm	Weight Kg	**Electric Power** **Watt**
QUADRAQUA S Electric	300	1116	300	15,5	**330**
QUADRAQUA L Electric	300	1828	300	24,9	**500**

ELECTRONIC CONTROL SYSTEM:
wireless communication by means of radio signals transmitted to the receiver connected to the system; radius of action about 30-50 metres in residential environments (868 MHz); radio frequency communication complying with European regulations; ITCS FUNCTION (Intelligent Temperature Control System), for intelligent temperature control (this technology allows the exact desired temperature at the set time); open window detection function.

Finishes available: see pag. 326.

RELAX
electric

height 1963 mm, lenght 616 mm. Flame Red finish (cod. 7D).

The RELAX range is completed by the only electric version of this radiant body.
RELAX Electric combines rigor and design by integrating and enhancing any environment.

Available in four sizes and thermal powers, it can be installed both horizontally and vertically.

RELAX
electric

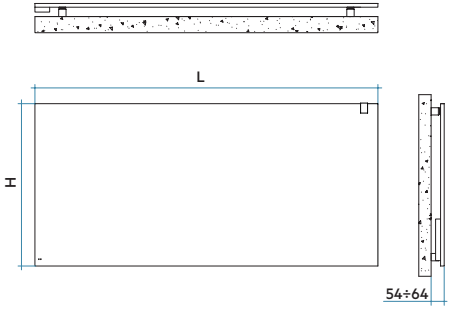

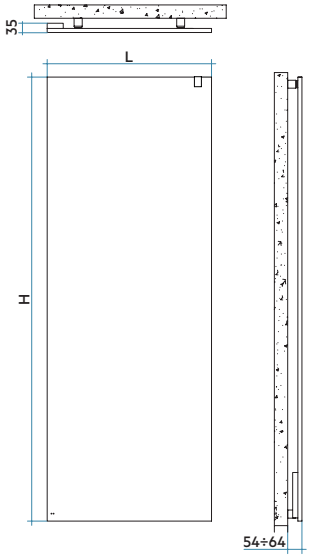

CE

Model	Depth P mm	Height H mm	Width L mm	Weight Kg	**Electric Power** **Watt**
RELAX Electric 580	35	663	1064	21,6	**580**
RELAX Electric 770	35	663	1400	28,0	**770**
RELAX Electric 1100	35	1963	616	34,3	**1100**
RELAX Electric 1320	35	2163	616	37,7	**1320**

ELECTRONIC CONTROL SYSTEM:
Wireless communication by means of radio signals transmitted to the receiver connected to the system; radius of action about 30-50 metres in residential environments (868 MHz); radio frequency communication complying with European regulations; ITCS FUNCTION (Intelligent Temperature Control System), for intelligent temperature control (this technology allows the exact desired temperature at the set time); open window detection function.

Finishes available: see pag. 326.

SAX
electric

NOW ECO

height 1800 mm, lenght 415 mm. Satin Black finish (cod. 30). Designed by Synthesis Design

SAX Electric represents the aesthetic evolution of the furnishing radiator, thanks to the squared profile of its elements. The control electronics, perfectly integrated and not visible, guarantees high thermal power (up to 1800 Watts) to satisfy every need.

SAX Electric is also available with LED lights that transform it into a real design object.
The new and exclusive WiFi electric resistance is supplied in the same color as the radiator.

SAX
electric

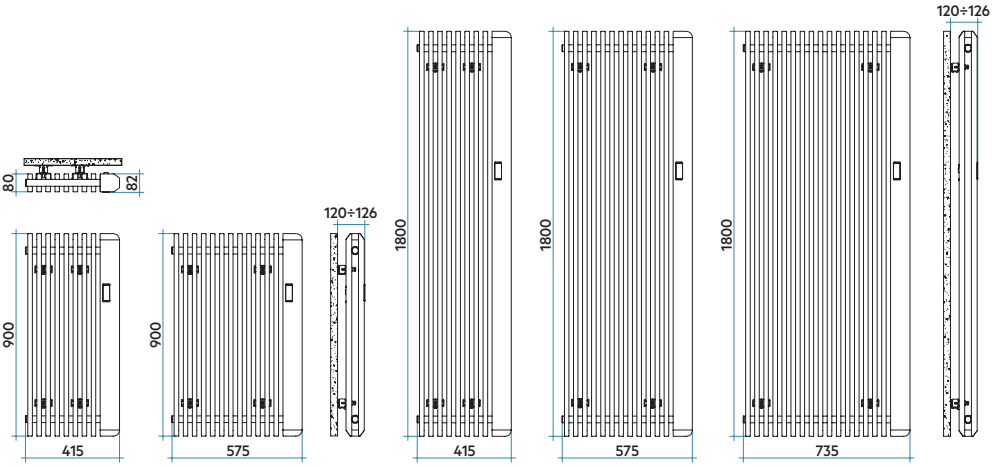

Model	Depth	Height	Width	Weight	**Electric Power**
	P mm	H mm	L mm	Kg	**Watt**
SAX electric 500 Watt	82	900	415	21,7	**500**
SAX electric 750 Watt	82	900	575	30,6	**750**
SAX electric 1000 Watt	82	1800	415	42,1	**1000**
SAX electric 1500 Watt	82	1800	575	58,1	**1500**
SAX electric 1800 Watt	82	1800	735	74,2	**1800**
SAX electric with led 500 Watt	82	900	415	21,7	**500**
SAX electric with led 750 Watt	82	900	575	30,6	**750**
SAX electric with led 1000 Watt	82	1800	415	42,1	**1000**
SAX electric with led 1500 Watt	82	1800	575	58,1	**1500**
SAX electric with led 1800 Watt	82	1800	735	74,2	**1800**

WiFi Control*

Control your radiator remotely using the IRSAP NOW app available from:

Available on the App Store | GET IT ON Google Play

Compatible with the systems:

Hey Google | Works with IFTTT

The WiFi control, on the radiator, connects to smartphones, making product management simple and immediate, configurable by downloading the IRSAP NOW APP available from Android and IOS stores.
This APP allows the management of multiple homes, allowing individual rooms or zones to be configured independently.

The WiFi control is compatible with Google Home, Amazon Alexa and IFTTT protocol.
As well as monitoring and setting the desired temperature, the WiFi control has the following functions: stand-by function, key lock function, antifreeze function, HOME/AWAY function (geolocation), holiday function, detect open window function, ITCS function (Intelligence Temperature Control System), which allows you to have the exact temperature at the set time, VOC function i.e. air quality control.

*** Available only for UE and CH.**

View the online guides at: **support.smart@irsap.com**

Finishes available: see pag. 326.

PIANO
electric

height 1800 mm, lenght 443 mm. Sunstone finish (cod. 2D).

PIANO Electric represents the aesthetic evolution of the furnishing radiator, thanks to the squared profile of its elements.
The control electronics, perfectly integrated and not visible, guarantees high thermal power (up to 1800 Watts) to satisfy every need.

PIANO Electric is also available with LED lights that transform it into a real design object.
The new and exclusive WiFi electric resistance is supplied in the same color as the radiator.

PIANO
electric

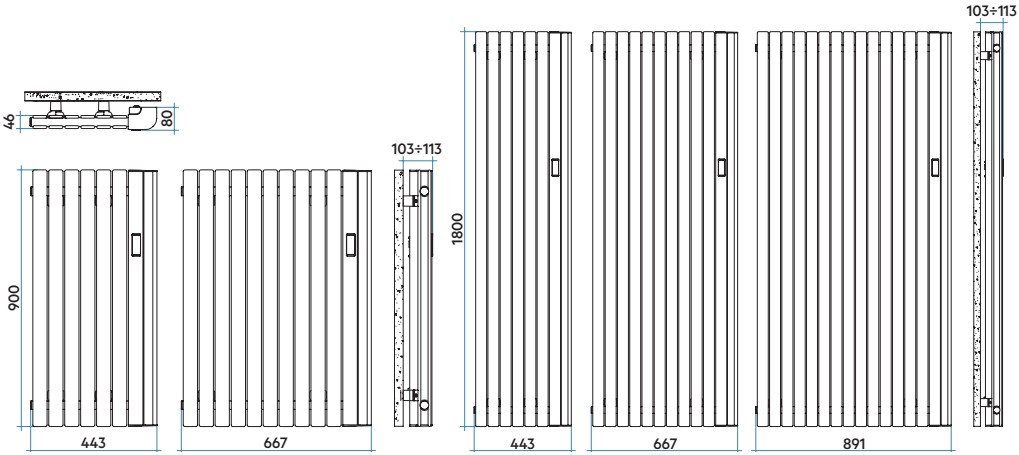

CE

Model	Depth	Height	Width	Weight	**Electric Power**
	P mm	H mm	L mm	Kg	**Watt**
PIANO electric 500 Watt	80	900	443	21,2	**500**
PIANO electric 750 Watt	80	900	667	32,0	**750**
PIANO electric 1000 Watt	80	1800	443	40,3	**1000**
PIANO electric 1500 Watt	80	1800	667	60,4	**1500**
PIANO electric 1800 Watt	80	1800	891	80,4	**1800**
PIANO electric with led 500 Watt	80	900	443	21,2	**500**
PIANO electric with led 750 Watt	80	900	667	32,0	**750**
PIANO electric with led 1000 Watt	80	1800	443	40,3	**1000**
PIANO electric with led 1500 Watt	80	1800	667	60,4	**1500**
PIANO electric with led 1800 Watt	80	1800	891	80,4	**1800**

WiFi Control*

Control your radiator remotely using the IRSAP NOW app available from:

Available on the App Store | GET IT ON Google Play

Compatible with the systems:

Hey Google | Works with IFTTT

The WiFi control, on the radiator, connects to smartphones, making product management simple and immediate, configurable by downloading the IRSAP NOW APP available from Android and IOS stores.
This APP allows the management of multiple homes, allowing individual rooms or zones to be configured independently.

The WiFi control is compatible with Google Home, Amazon Alexa and IFTTT protocol.
As well as monitoring and setting the desired temperature, the WiFi control has the following functions: stand-by function, key lock function, antifreeze function, HOME/AWAY function (geolocation), holiday function, detect open window function, ITCS function (Intelligence Temperature Control System), which allows you to have the exact temperature at the set time, VOC function i.e. air quality control.

*** Available only for UE and CH.**

View the online guides at: **support.smart@irsap.com**

Finishes available: see pag. 326.

TESI
electric

height 1853 mm, lenght 555 mm. Matt Powder Rose finish (cod. 5V).

The TESI radiator is available in the electric version with heat transfer fluid. The radiator is reversible right side with left side.

This model represents the most functional solution where connection to the heating system is not possible, or as an integration of the same.

TESI
electric

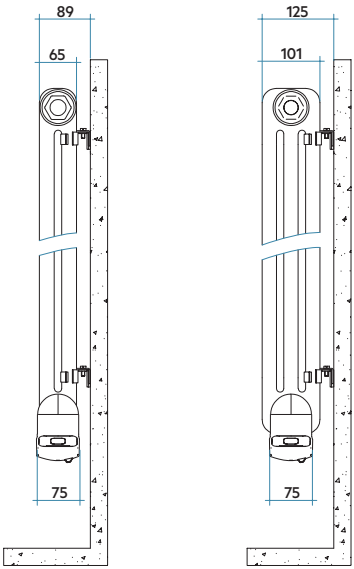

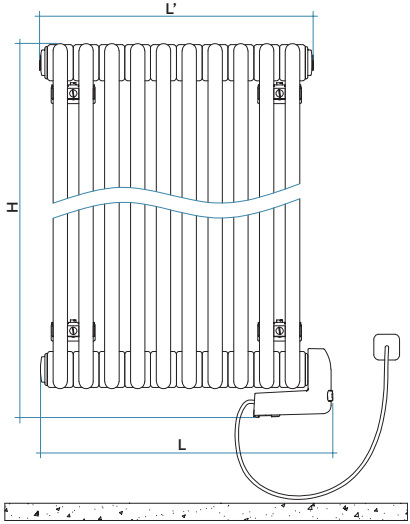

CE

Model	Elements	Depth	Height	Total Lenght	Lenght	Weight (*)	**Electric Power**
	n.	P mm	H mm	L mm	L' mm	Kg	**Watt**
TESI 2 EH-1800-08	08 - 384 mm	65	1853	420	384	34,5	**750**
TESI 2 EH-1800-09	09 - 429 mm	65	1853	465	429	39,0	**1000**
TESI 2 EH-1800-11	11 - 519 mm	65	1853	555	519	47,0	**1250**
TESI 2 EH-1800-13	13 - 609 mm	65	1853	645	609	56,0	**1500**
TESI 3 EH-600-10	10 - 474 mm	101	653	510	474	21,5	**500**
TESI 3 EH-600-12	12 - 564 mm	101	653	600	564	25,5	**750**
TESI 3 EH-600-15	15 - 699 mm	101	653	735	699	31,7	**1000**
TESI 3 EH-600-18	18 - 834 mm	101	653	870	834	38,0	**1250**
TESI 3 EH-600-21	21 - 969 mm	101	653	1005	969	44,5	**1500**
TESI 3 EH-600-27	27 - 1239 mm	101	653	1275	1039	57,0	**2000**
TESI 5 EH-300-20	20 - 924 mm	177	399	960	924	42,0	**1000**

CARATTERISTICHE COSTRUTTIVE: pressed sheet steel manifolds; 25 mm diameter sheet steel tubes; 45 mm long elements (element pitch); complete with thermal carrier fluid; TESI Elettrico is painted with epoxy powder in all IRSAP colours (and RAL out of catalogue); the electric heating element has a digital electronic control with: stop command, chrono, comfort, reduced operation at night, antifreeze. Long transparent power cable: 1200 mm with SCHUKO plug; single phase power supply 230 V, 50 Hz, Class II, IP24; open window detection function

STANDARD SUPPLY: fixing brackets complete with screws and anchors; remote control for programming and managing the product.

Extension of Guarantee:
Irsap guarantees the hydraulic seal and paint of TESI3 EH ELECTRIC radiators for 10 years, starting with sales in 2010.

ELLIPSIS 30_B
electric

height 1800 mm, lenght 506 mm. Melon Yellow finish (cod.E7).

ELLIPSIS 30_B in the electric-only version is the ideal solution for living spaces where normal connection to the heating system is not possible or convenient.

Available in 4 heights and in the width of 510 mm.

ELLIPSIS 30_B
electric

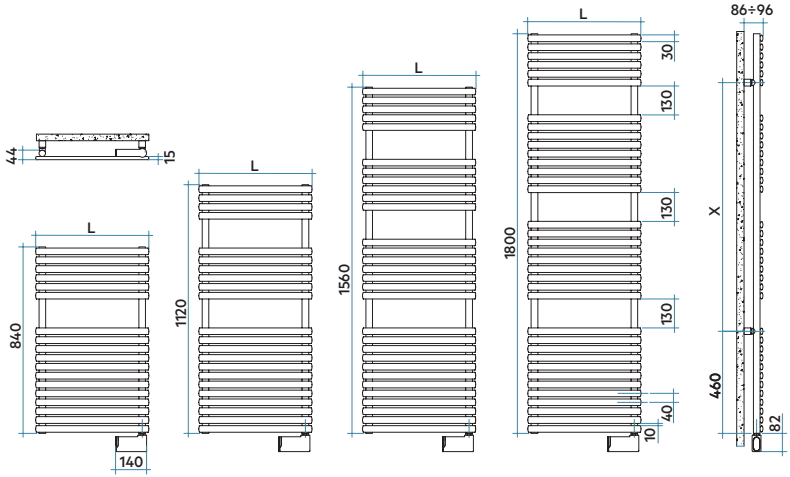

CE

Model	Depth P mm	Height H mm	Width L mm	Weight Kg	**Electric Power** **Watt**
840 18 rails 2 espaces	44	840	510	11,4	**500**
1120 22 rails 3 espaces	44	1120	510	14,0	**500**
1560 30 rails 4 espaces	44	1560	510	19,1	**750**
1800 36 rails 4 espaces	44	1800	510	22,6	**1000**

Finishes available: see pag. 326.

ELECTRIC HEATERS AVAILABLE

N

Electric heating element with integrated Bluetooth module (type Y)

Electric heating element with IR electronic control (type H)

Electric heating element with Wi-fi electronic control (type E) Available only for UE and CH.

GET UP
electric

height 1499 mm, lenght 550 mm. Ice finish (cod. 3P).

GET UP in the electric version is the ideal solution for living spaces, where normal connection to the heating system is not possible or convenient.

GET UP Electric is available in 2 heights and a width of 550 mm.

GET UP
electric

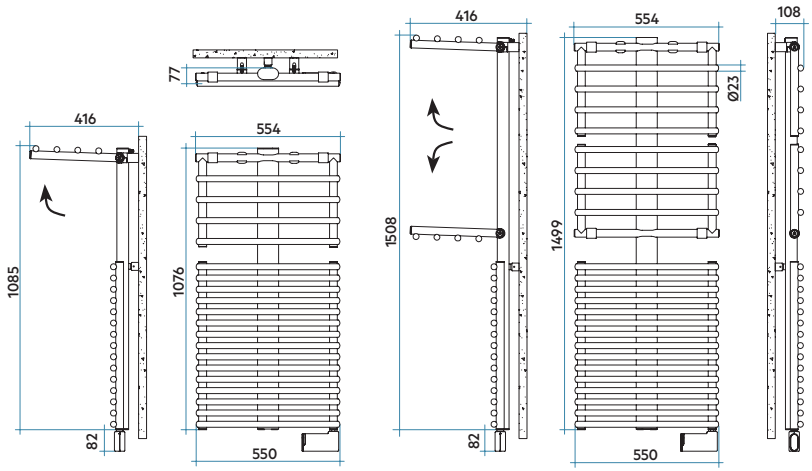

CE

Model	Depth P mm	Height H mm	Width L mm	Weight Kg	**Electric Power** **Watt**
1076 20 rails 1 espace	77	1076	550	22,1	**500**
1499 25 rails 2 espaces	77	1499	550	29,3	**750**

Finishes available: see pag. 326.

ELECTRIC HEATERS AVAILABLE

N

Electric heating element with integrated Bluetooth module (type Y)

Electric heating element with IR electronic control (type H)

Electric heating element with Wi-fi electronic control (type E)
Available only for UE and CH.

GET UP AIR
electric

height 1499 mm, lenght 555 mm. Manhattan Grey finish (cod. 03).

GET UP AIR is an electric radiator with booster.
The radiator is filled with a coolant and is combined with a 1000 watt electric power booster system.

This system provides a uniform temperature in the room where it is installed.
Available in 2 heights and a width of 550 mm.

GET UP AIR
electric

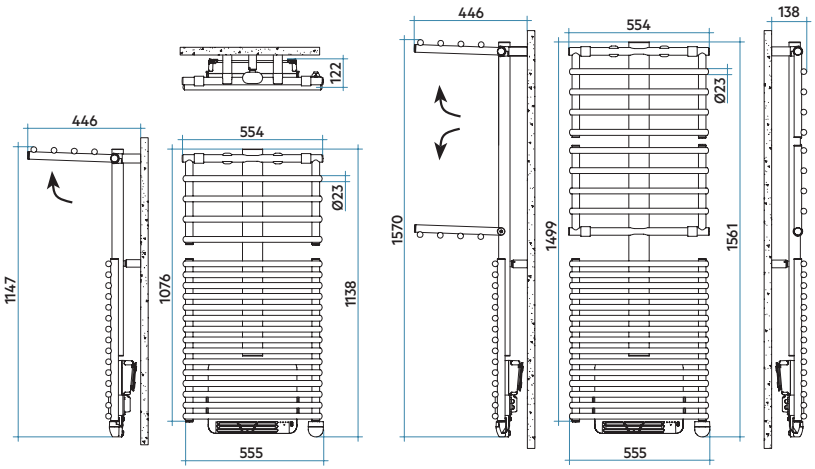

CE

Model	Depth	Height	Width	Weight	**Electric Power**	**Auxiliary heater with diffuser**
	P mm	H mm	L mm	Kg	**Watt**	**Watt**
1076 20 rails 1 espace	122	1138	555	28,0	**500**	**+ 1000**
1499 25 rails 2 espaces	122	1561	555	35,3	**750**	**+ 1000**

STANDARD SUPPLY: 3 adjustable wall fixing brackets in the same color of the radiator; Wireless remote control;.
N booster in the same colour as the radiator.

Finishes available: see pag. 326.

JAZZ_S
electric

height 1260 mm, lenght 500 mm. Standard White finish (cod. 01).

JAZZ_S Electric is characterized by the square shape of tubes and collectors. Available in 4 heights, 2 widths and 3 different electrical powers.

Type of electronics to choose from to satisfy every programming need.

JAZZ_S
electric

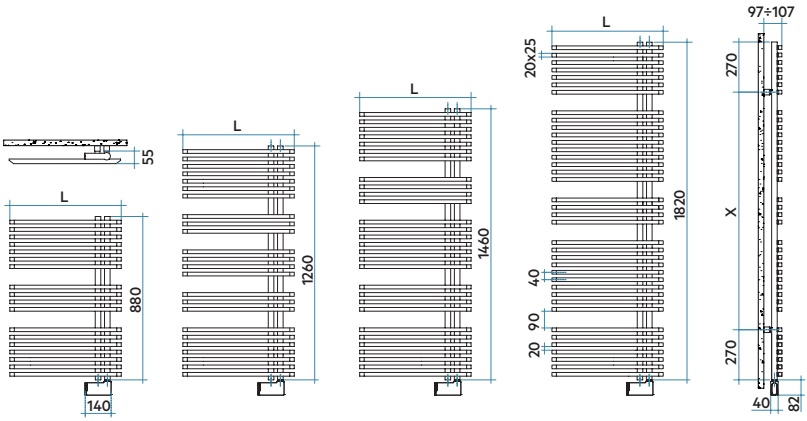

L mm	H mm	X mm
500	880	340
500	1260	720
600	1460	920
600	1820	1280

CE

Model	Depth P mm	Height H mm	Width L mm	Weight Kg	**Electric Power** **Watt**
880 18 rails 2 espaces	55	880	500	14,3	**400**
1260 24 rails 4 espaces	55	1260	500	19,3	**500**
1460 29 rails 4 espaces	55	1460	600	25,4	**750**
1820 38 rails 4 espaces	55	1820	600	34,1	**1000**

Finishes available: see pag. 326.

ELECTRIC HEATERS AVAILABLE

N

Electric heating element with integrated Bluetooth module (type Y)

Electric heating element with IR electronic control (type H)

Electric heating element with Wi-fi electronic control (type E)
Available only for UE and CH.

JAZZ_S AIR
electric

height 1520 mm, lenght 600 mm. Standard White finish (cod. 01).

A harmony of forms full of technique and improvisation coming from two different sensibilities, JAZZ_S AIR is an extremely versatile towel warmer.

Strictly squared in its sober and essential shape, it well represents the contemporary trend.

JAZZ_S AIR
electric

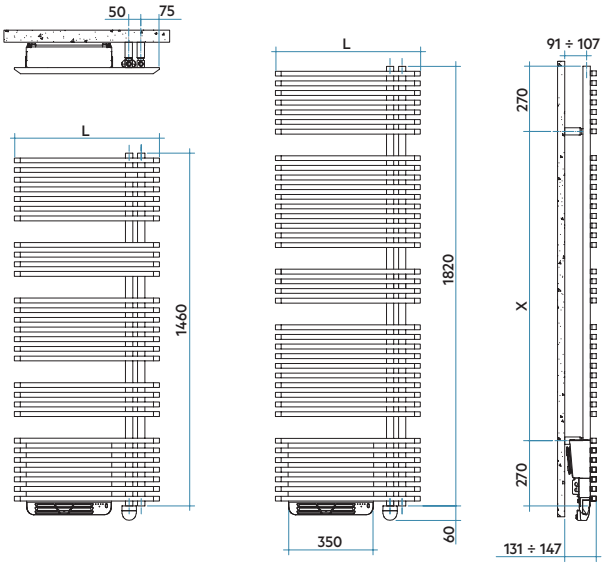

L mm	H mm	X mm
600	1460	920
600	1820	1280

CE

Model	Depth P mm	Height H mm	Width L mm	Weight Kg	**Electric Power Watt**	**Auxiliary heater with diffuser Watt**
1460 29 rails 4 espaces	124	1520	600	32,0	**750**	**+ 1000**
1820 38 rails 4 espaces	124	1880	600	40,3	**1000**	**+ 1000**

STANDARD SUPPLY: 4 adjustable wall fixing brackets in the same color of the radiator; Wireless remote control;
N **booster in the same colour as the radiator**.

Finishes available: see pag. 326.

SOUL_S
electric

height 1540 mm, lenght 550 mm, Matt Light Grey finish (cod. 8N).

SOUL_S Electric is characterized by the square shape of tubes and collectors. Available in 4 heights and 3 different electrical powers.

Type of electronics to choose from to satisfy every programming need.

SOUL_S
electric

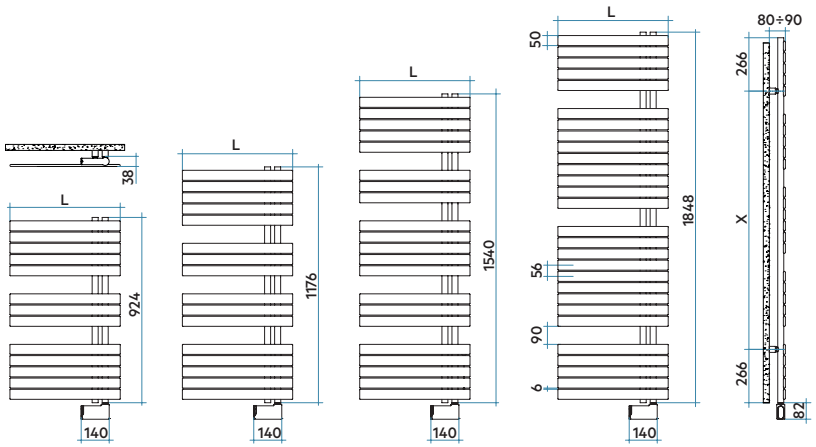

L mm	H mm	X mm
550	924	392
	1176	644
	1540	1008
	1848	1316

CE

Model	Depth P mm	Height H mm	Width L mm	Weight Kg	**Electric Power Watt**
924 13 rails 2 espaces	38	924	550	13,5	**400**
1176 16 rails 3 espaces	38	1176	550	16,2	**500**
1540 21 rails 4 espaces	38	1540	550	21,0	**750**
1848 28 rails 3 espaces	38	1848	550	26,9	**1000**

Finishes available: see pag. 326.

ELECTRIC HEATERS AVAILABLE

N

Electric heating element with integrated Bluetooth module (type Y)

Electric heating element with IR electronic control (type H)

Electric heating element with Wi-fi electronic control (type E)
Available only for UE and CH.

SOUL_S AIR
electric

height 1600 mm, lenght 550 mm. Standard White finish (cod. 01).

SOUL_S AIR electric is characterized by the flat and rectangular profile of the tube and the round shape of the collector, it is combined with a 1000 watt electric power booster system to provide immediate and uniform heat.
Available in 3 heights.

SOUL_S AIR
electric

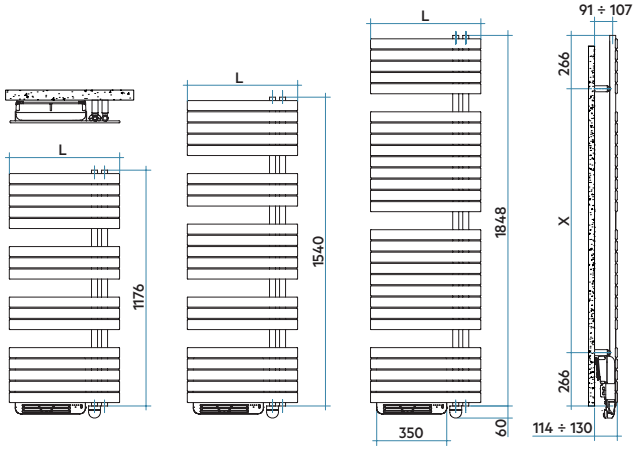

L mm	H mm	X mm
550	1176	644
	1540	1008
	1848	1316

CE

Model	Depth	Height	Width	Weight	Electric Power	Auxiliary heater with diffuser
	P mm	H mm	L mm	Kg	Watt	Watt
1176 16 rails 3 espaces	110	1236	550	22,0	**500**	**+ 1000**
1540 21 rails 4 espaces	110	1600	550	26,8	**750**	**+ 1000**
1848 28 rails 3 espaces	110	1908	550	32,8	**1000**	**+ 1000**

STANDARD SUPPLY: 4 adjustable wall fixing brackets in the same color of the radiator; Wireless remote control; **booster in the same colour as the radiator**.

Finishes available: see pag. 326.

FUNKY_S
electric

height 1455 mm, lenght 600 mm, Ivory finish (cod. 02).

FUNKY_S Electric features round pipes and collectors.. Available in 4 heights, 2 widths and 3 different electrical powers.

Type of electronics to choose from to satisfy every programming need.

FUNKY_S
electric

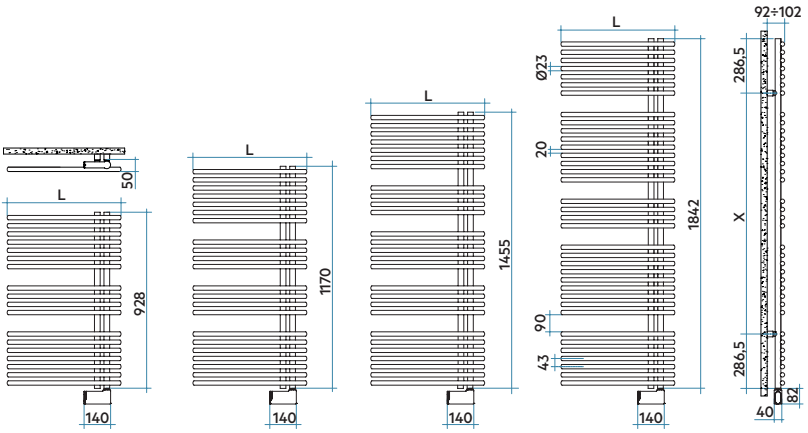

L mm	H mm	X mm
500	928	355
500	1170	597
600	1455	882
600	1842	1269

CE

Model	Depth P mm	Height H mm	Width L mm	Weight Kg	**Electric Power Watt**
928 18 rails 2 espaces	50	928	500	12,3	**400**
1170 22 rails 3 espaces	50	1170	500	15,6	**500**
1455 27 rails 4 espaces	50	1455	600	21,9	**750**
1842 36 rails 4 espaces	50	1842	600	28,2	**1000**

Finishes available: see pag. 326.

ELECTRIC HEATERS AVAILABLE

N

Electric heating element with integrated Bluetooth module (type Y)

Electric heating element with IR electronic control (type H)

Electric heating element with Wi-fi electronic control (type E) Available only for UE and CH.

FUNKY_S AIR
electric

height 1515 mm, lenght 600 mm. Matt White finish (cod. J8).

Electric radiator with booster.
The radiator is filled with a coolant and is combined with a 1000 watt electric power booster system.

This system provides a uniform temperature in the room where it is installed.
Available in 3 heights and a width of 600 mm.

FUNKY_S AIR
electric

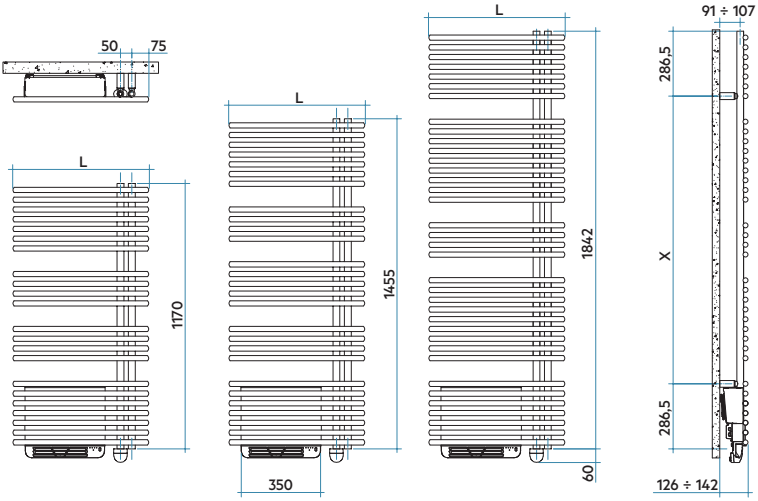

L mm	H mm	X mm
500	1170	597
600	1455	882
600	1842	1269

CE

Model	Depth P mm	Height H mm	Width L mm	Weight Kg	**Electric Power Watt**	**Auxiliary heater with diffuser Watt**
1170 22 rails 3 espaces	122	1230	600	23,8	**500**	**+ 1000**
1455 27 rails 4 espaces	122	1515	600	27,8	**750**	**+ 1000**
1842 36 rails 4 espaces	122	1902	600	34,0	**1000**	**+ 1000**

STANDARD SUPPLY: 4 adjustable wall fixing brackets in the same color of the radiator; Wireless remote control;
N **booster in the same colour as the radiator**.

Finishes available: see pag. 326.

NET
electric

height 1830 mm, lenght 500 mm. Standard White finish (cod. 01). Designed by Synthesis Design

NET ELECTRIC is a towel warmer with a strong and rigorous profile. Its geometry fits into the bathroom space, giving personality to the environment.
The control electronics, perfectly integrated and not visible, guarantees high thermal power (up to 1000 Watts) to satisfy every need.
The radiator is equipped with a radio frequency programmable wireless chronothermostat (standard).

NET
electric

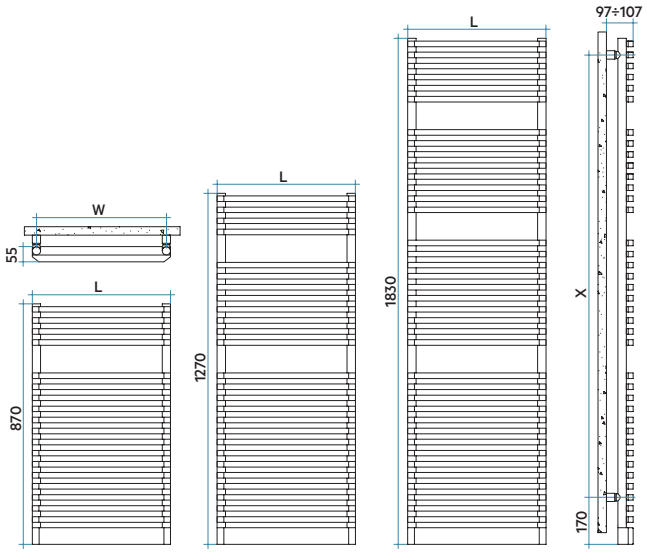

H mm	L mm	X mm	W mm
870	500	640	470
1270	500	1040	470
1830	500	1600	470

CE

Model	Depth P mm	Height H mm	Width L mm	Weight Kg	**Electric Power** **Watt**
870 18 tubi 1 intervallo	55	870	500	12,8	**500**
1270 26 tubi 2 intervalli	55	1270	500	18,0	**750**
1830 38 tubi 3 intervalli	55	1830	500	26,5	**1000**

ELECTRONIC CONTROL SYSTEM:
wireless communication by means of radio signals transmitted to the receiver connected to the system; radius of action about 30-50 metres in residential environments (868 MHz); radio frequency communication complying with European regulations; ITCS FUNCTION (Intelligent Temperature Control System), for intelligent temperature control (this technology allows the exact desired temperature at the set time); open window detection function.

Finishes available: see pag. 326.

NET AIR
electric

height 1760 mm, lenght 500 mm. Beige Cream finish (cod. 26).

Electric radiator with booster.
The radiator is filled with a coolant and is combined with a 1000 watt electric power booster system.

This system provides a uniform temperature in the room where it is installed.
Available in 3 heights and in width of 500 mm.

NET AIR
electric

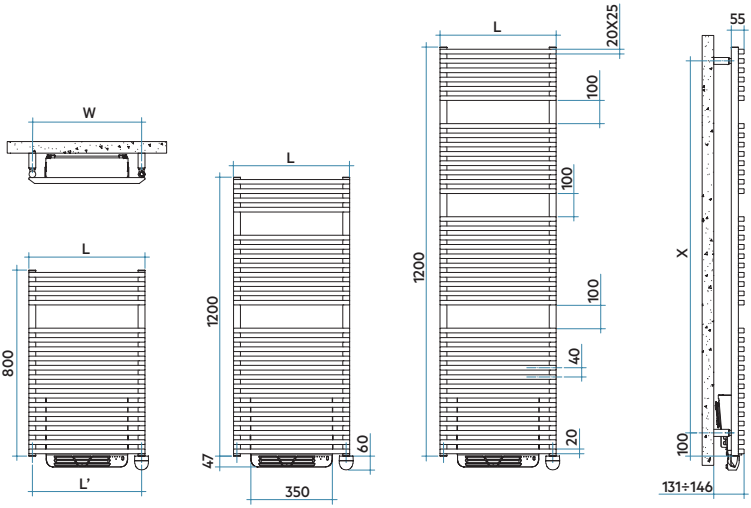

CE

Model	Depth	Height	Width	Weight	**Electric Power**	**Auxiliary heater with diffuser**
	P mm	H mm	L mm	Kg	**Watt**	**Watt**
800 18 rails 1 espace	124	860	500	16,5	**500**	**+ 1000**
1200 26 rails 2 espaces	124	1260	500	22,0	**750**	**+ 1000**
1760 38 rails 3 espaces	124	1820	500	30,2	**1000**	**+ 1000**

STANDARD SUPPLY: 4 adjustable wall fixing brackets in the same color of the radiator; Wireless remote control;
N **booster in the same colour as the radiator**. .

Finishes available: see pag. 326.

QUADRÉ
electric

height 1517 mm, lenght 530 mm. Ivory finish (cod. 02).

QUADRÉ in the electric-only version is the ideal solution for living spaces, where normal connection to the heating system is not possible or convenient.

Available in 4 heights and in the width of 530 mm.

QUADRÉ
electric

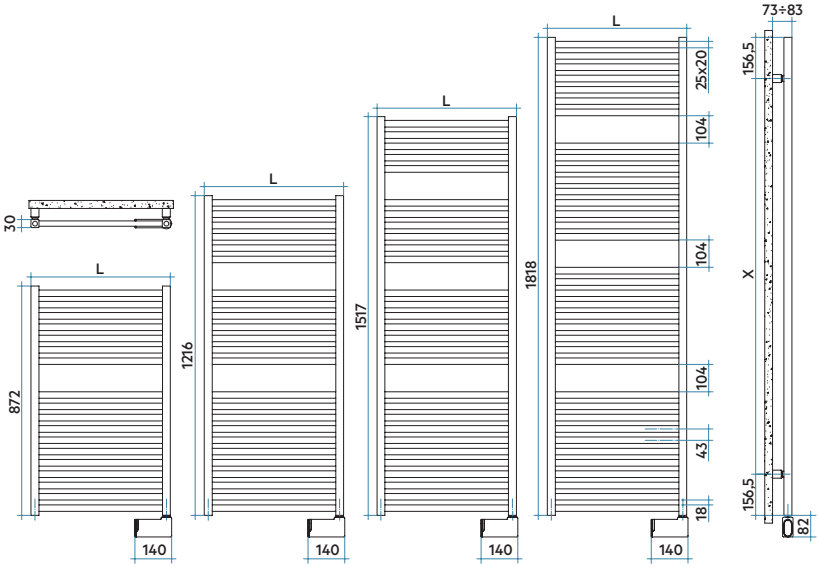

L mm	H mm	X mm
530	872	559
	1216	903
	1517	1204
	1818	1505

CE

Model	Depth P mm	Height H mm	Width L mm	Weight Kg	**Electric Power Watt**
872 18 rails 1 espace	30	872	530	13,9	**400**
1216 24 rails 2 espaces	30	1216	530	18,4	**600**
1517 29 rails 3 espaces	30	1517	530	22,4	**700**
1818 36 rails 3 espaces	30	1818	530	27,8	**800**

Finishes available: see pag. 326.

ELECTRIC HEATERS AVAILABLE

Electric heating element with ON/OFF switch (type I)

Electric heating element with regulator to control the internal temperature of the fluid (type K)

Electric heating element with integrated Bluetooth module (type Y)

Electric heating element with IR electronic control (type H)

Electric heating element with Wi-fi electronic control (type E)
***Available only for UE and CH.**

XILO
electric

height 1744 mm, lenght 606 mm, Matt Powder Rose finish (cod. 5V).

Electric steel bathroom towel radiator.

Available in 3 heights and in 2 width.

XILO
electric

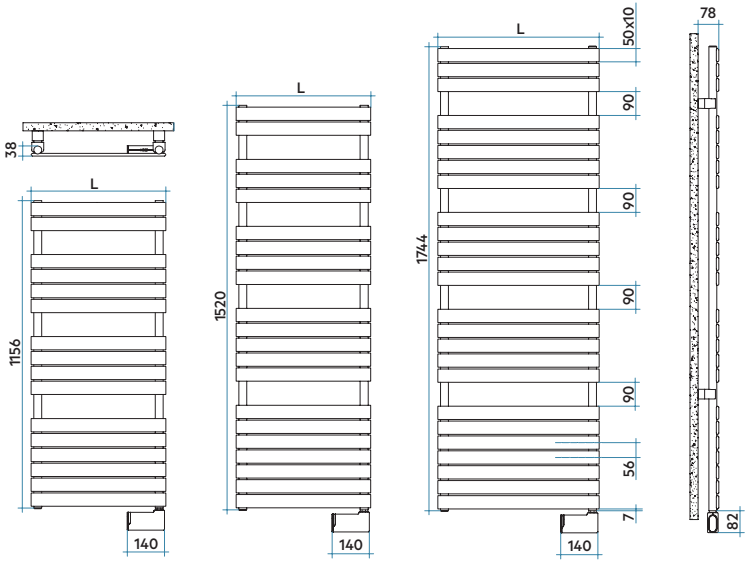

H mm	L mm	X mm	W mm
870	500	640	470
1270	500	1040	470
1830	500	1600	470

CE

Model	Depth P mm	Height H mm	Width L mm	Weight Kg	**Electric Power Watt**
1156 16 rails 3 espaces	38	1156	506	15,0	**500**
1520 21 rails 4 espaces	38	1520	506	19,6	**750**
	38	1520	606	22,4	**1000**
1744 25 rails 4 espaces	38	1744	606	26,4	**1200**

WiFi Control*

Control your radiator remotely using the IRSAP NOW app available from:

Available on the App Store | GET IT ON Google Play

Compatible with the systems:

Hey Google | Works with IFTTT

The WiFi control, on the radiator, connects to smartphones, making product management simple and immediate, configurable by downloading the IRSAP NOW APP available from Android and IOS stores.
This APP allows the management of multiple homes, allowing individual rooms or zones to be configured independently.
The WiFi control is compatible with Google Home, Amazon Alexa and IFTTT protocol.
*** Available only for UE and CH.**
View the online guides at: **support.smart@irsap.com**

Finishes available: see pag. 326.

XILO AIR
electric

height 1744 mm, lenght 606 mm, Ice finish (cod. 3P).

Electric radiator with booster.
The radiator is filled with a coolant and is combined with a 1000 watt electric power booster system.

This system provides a uniform temperature in the room where it is installed.
Available in 3 heights and in 2 width of 506 and 606 mm.

XILO AIR
electric

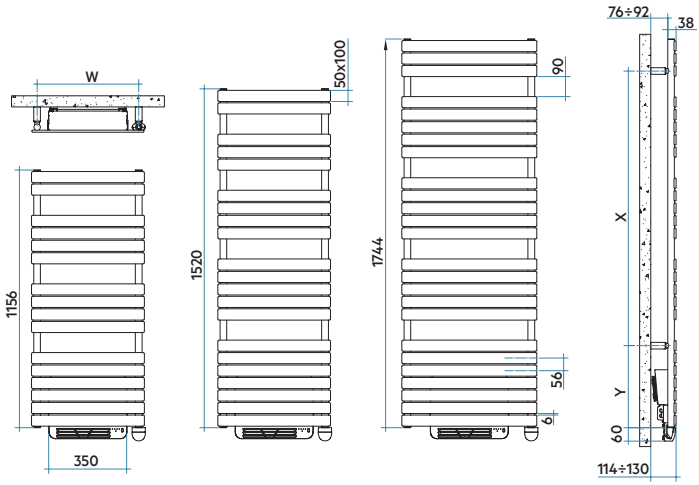

H mm	L mm	Y mm	X mm	W' mm
1156	506	312	756	456
1520	506	368	1064	456
	606	368	1064	556
1744	606	368	1232	556

CE

Model	Depth	Height	Width	Weight	Electric Power	Auxiliary heater with diffuser
	P mm	H mm	L mm	Kg	Watt	Watt
1156 16 rails 3 espaces	110	1216	506	18,5	**500**	**+ 1000**
1520 21 rails 4 espaces	110	1580	506	23,0	**750**	**+ 1000**
	110	1580	606	25,8	**1000**	**+ 1000**
1744 25 rails 4 espaces	110	1804	606	29,8	**1200**	**+ 1000**

STANDARD SUPPLY: 4 adjustable wall fixing brackets in the same color of the radiator; Wireless remote control:
N **booster in the same colour as the radiator**.

Finishes available: see pag. 326.

NOVO
electric

height 1808 mm. lenght 500 mm. Manhattan Grey finish (cod. 03).

NOVO, in the electric-only version, is the ideal solution for living spaces, where normal connection to the heating system is not possible or convenient.

Available in 4 heights and in the width of 500 mm.

NOVO
electric

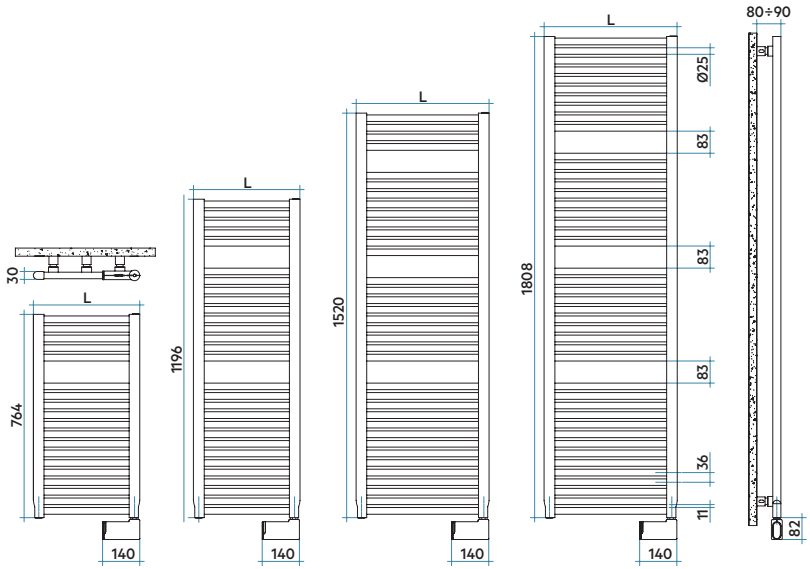

CE

Model	Depth P mm	Height H mm	Width L mm	Weight Kg	**Electric Power** **Watt**
764 19 rails 1 espace	764	500	11,0	11,0	**400**
1196 29 rails 2 espaces	1196	500	16,9	16,9	**700**
1520 36 rails 3 espaces	1520	500	21,0	21,0	**700**
1808 44 rails 3 espaces	1808	500	25,3	25,3	**1000**

Finishes available: see pag. 326.

ELECTRIC HEATERS AVAILABLE

Electric heating element with ON/OFF switch (type I)

Electric heating element with regulator to control the internal temperature of the fluid (type K)

Electric heating element with integrated Bluetooth module (type Y)

Electric heating element with IR electronic control (type H)

Electric heating element with Wi-fi electronic control (type E)
***Available only for UE and CH.**

NOVO
chrome-plated electric

height 1808 mm, lenght 750 mm. Chrome-plated finish (cod. 50).

NOVO CHROME-PLATED ELECTRIC in the electric-only version is the ideal solution for living spaces, where normal connection to the heating system is not possible or convenient.

Available in 4 heights and 3 widths.

NOVO
chrome-plated electric

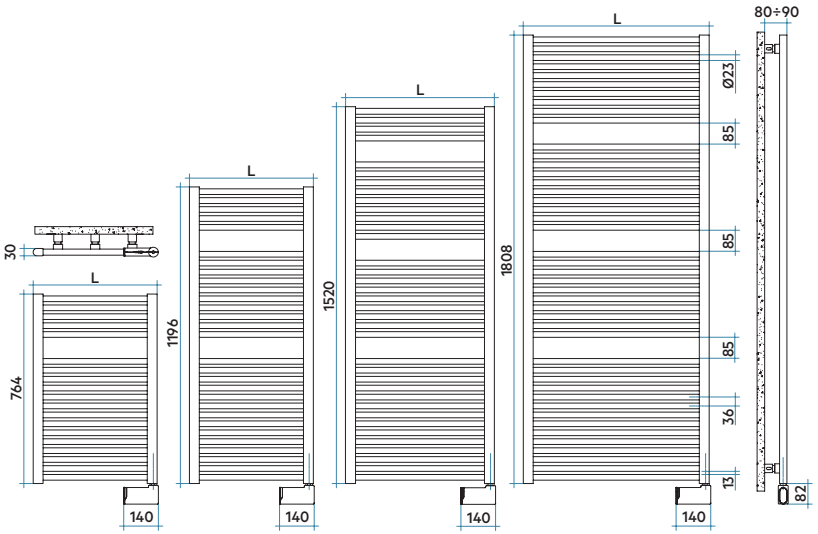

Model	Depth P mm	Height H mm	Width L mm	Weight Kg	**Electric Power** **Watt**
764 19 rails 1 espace	30	764	500	10,5	**300**
1196 29 rails 2 espaces	30	1196	500	15,9	**400**
1520 36 rails 3 espaces	30	1520	600	23,1	**700**
1808 44 rails 3 espaces	30	1808	750	33,7	**1000**

Available only in chrome-plated finish.

ELECTRIC HEATERS AVAILABLE

Electric heating element with ON/OFF switch (type I)

Electric heating element with regulator to control the internal temperature of the fluid (type K)

Electric heating element with integrated Bluetooth module (type Y)

Electric heating element with IR electronic control (type H)



Electric heating element with Wi-fi electronic control (type E)
***Available only for UE and CH.**

FLAUTO
electric

height 1218 mm, lenght 506 mm. Melon Yellow finish (cod. E7).

Electric steel bathroom towel radiator.

Available in 4 heights and in width of 506 mm.

FLAUTO
electric

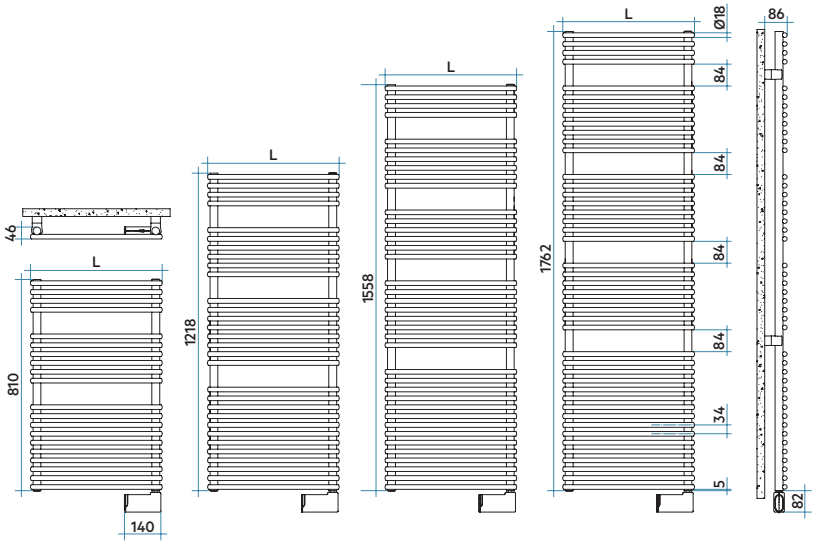

CE

Model	Depth P mm	Height H mm	Width L mm	Weight Kg	**Electric Power** **Watt**
810 20 rails 2 espaces	46	810	506	9,8	**400**
1218 30 rails 3 espaces	46	1218	506	14,2	**600**
1558 38 rails 4 espaces	46	1558	506	17,9	**800**
1762 44 rails 4 espaces	46	1762	506	20,4	**1000**

Finishes available: see pag. 326.

ELECTRIC HEATERS AVAILABLE

N

Electric heating element with integrated Bluetooth module (type Y)

Electric heating element with IR electronic control (type H)

Electric heating element with Wi-fi electronic control (type E)
Available only for UE and CH.

FLAUTO
chrome-plated electric

height 1218 mm, lenght 506 mm. Chrome-plated finish (cod. 50).

The Chrome Plated version of FLAUTO ELECTRIC is a modern alternative offering quality design to enhance any setting where it is installed.

Available in 4 heights and in width of 506 mm.

FLAUTO
chrome-plated electric

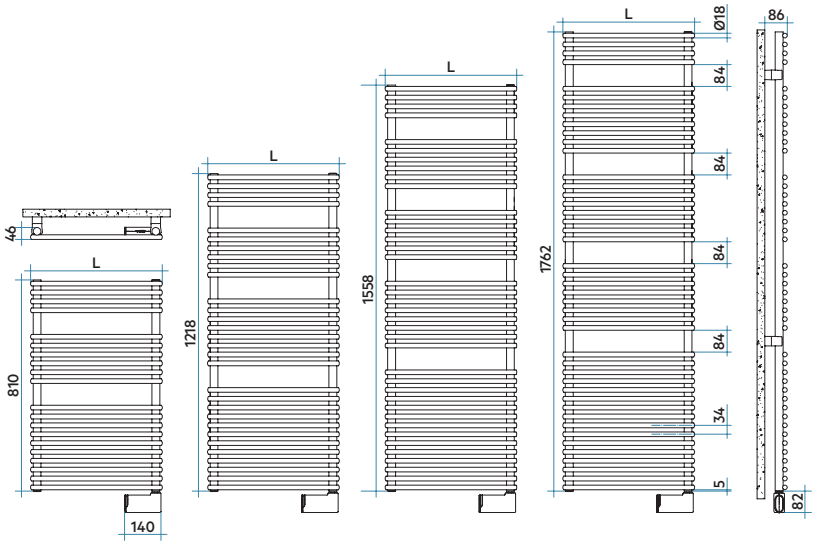

CE

Model	Depth P mm	Height H mm	Width L mm	Weight Kg	**Electric Power** **Watt**
810 20 rails 2 espaces	46	810	506	9,7	**300**
1218 30 rails 3 espaces	46	1218	506	14,2	**400**
1558 38 rails 4 espaces	46	1558	506	17,8	**600**
1762 44 rails 4 espaces	46	1762	506	20,4	**700**

Available only in chrome-plated finish.

ELECTRIC HEATERS AVAILABLE

N

Electric heating element with integrated Bluetooth module (type Y)

Electric heating element with IR electronic control (type H)



Electric heating element with Wi-fi electronic control (type E)
Available only for UE and CH.

VELA
electric

height 1820 mm, lenght 560 mm. Agave finish (cod. 9N).

VELA Electric is characterized by the flat profile of the horizontal tubes; the space intersects with its geometry in evidence. Functional object for any living environment.

VELA in the electric-only version, is the ideal solution for living spaces, where normal connection to the heating system is not possible or convenient.
VELA Electric is available in 4 heights and only in the width of 560 mm.

VELA
electric

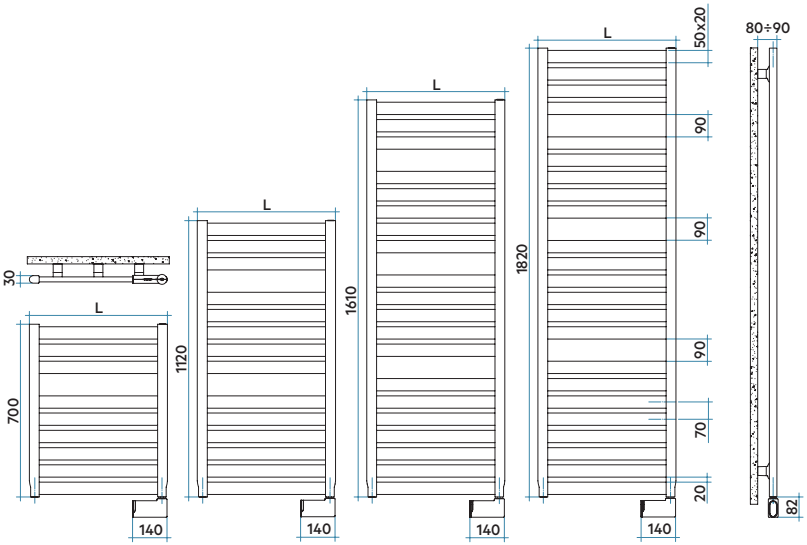

CE

Model	Depth P mm	Height H mm	Width L mm	Weight Kg	**Electric Power** **Watt**
700 9 rails 1 espace	30	700	560	12,6	**400**
1120 14 rails 2 espaces	30	1120	560	19,3	**400**
1610 20 rails 3 espaces	30	1610	560	27,3	**700**
1820 23 rails 3 espaces	30	1820	560	30,8	**1000**

Finishes available: see pag. 326.

ELECTRIC HEATERS AVAILABLE

Electric heating element with ON/OFF switch (type I)

Electric heating element with regulator to control the internal temperature of the fluid (type K)

N

Electric heating element with integrated Bluetooth module (type Y)

Electric heating element with IR electronic control (type H)

Electric heating element with Wi-fi electronic control (type E)
***Available only for UE and CH.**

ARES
electric

height 1462 mm, lenght 580 mm. Standard White finish (cod. 01).

ARES, thanks to its discreet and elegant line, fits perfectly into any type of furniture.
Practicality and reliability complete ARES.

The electric version of ARES makes this product unique in its kind and important for home furnishings.
Available in 4 heights and a width of 580 mm.

ARES
electric

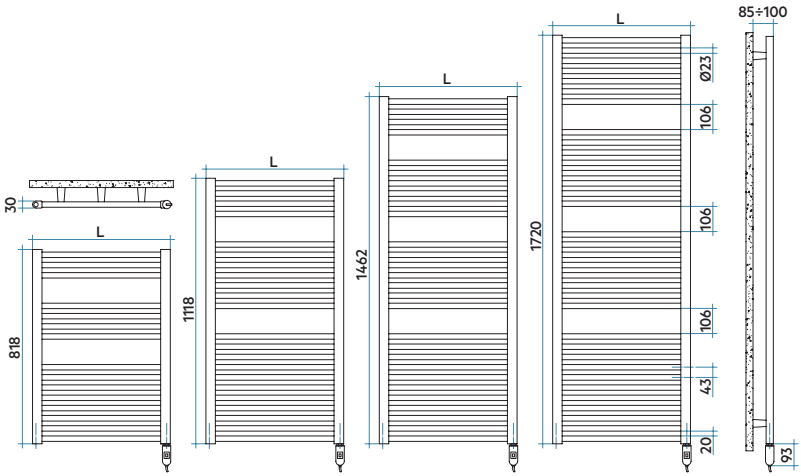

CE

Model	Depth P mm	Height H mm	Width L mm	Weight Kg	**Electric Power Watt**
818 15 rails 2 espaces	30	818	500	10,3	**400**
1118 22 rails 2 espaces	30	1118	500	14,5	**400**
	30	1118	580	14,5	**700**
1462 28 rails 3 espaces	30	1462	500	18,4	**700**
1720 34 rails 3 espaces	30	1720	500	22,0	**700**
	30	1720	580	22,0	**1000**

Finishes available: see pag. 326.

ELECTRIC HEATERS AVAILABLE

N



Electric heating with direct Control (type S)

Electric heating element with ON/ OFF switch (type I)

Electric heating element with regulator to control the internal temperature of the fluid (type K)

N

Electric heating element with integrated Bluetooth module (type Y)

Electric heating element with IR electronic control (type H)

Electric heating element with Wi-fi electronic control (type E) Available only for UE and CH.

ARES
chrome-plated electric

height 1462 mm, lenght 580 mm. Chrome-plated finish (cod. 50).

ARES, thanks to its discreet and elegant line, fits perfectly into any type of furniture.
Practicality and reliability complete ARES.

The chromed electric version of ARES makes this product unique and important for home furnishings.

ARES
chrome-plated electric

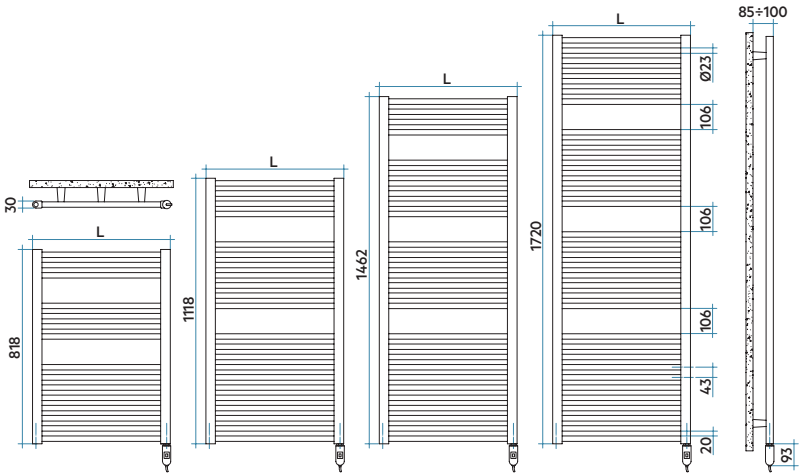

Model	Depth P mm	Height H mm	Width L mm	Weight Kg	**Electric Power Watt**
818 15 rails 2 espaces	30	818	580	10,6	**300**
1118 22 rails 2 espaces	30	1118	500	13,2	**300**
	30	1118	580	14,7	**400**
1462 28 rails 3 espaces	30	1462	500	16,8	**400**
1720 34 rails 3 espaces	30	1720	500	19,9	**400**
	30	1720	580	22,2	**700**

Available only in chrome-plated finish.

ELECTRIC HEATERS AVAILABLE

N



Electric heating with direct Control (type S)

Electric heating element with ON/ OFF switch (type I)

Electric heating element with regulator to control the internal temperature of the fluid (type K)

N

Electric heating element with integrated Bluetooth module (type Y)

Electric heating element with IR electronic control (type H)

Electric heating element with Wi-fi electronic control (type E) Available only for UE and CH.

VENUS
electric

height 1720 mm, lenght 595 mm. Standard White finish (cod. 01).

VENUS Electric is an elegant radiatior, discreet and with a decided personality, thanks to its cornice and lightweight tubes, a real item of furnishing.

The electric version of VENUS makes this product unique in its kind and important for home furnishings. Available in 4 heights and a width of 595 mm.

VENUS
electric

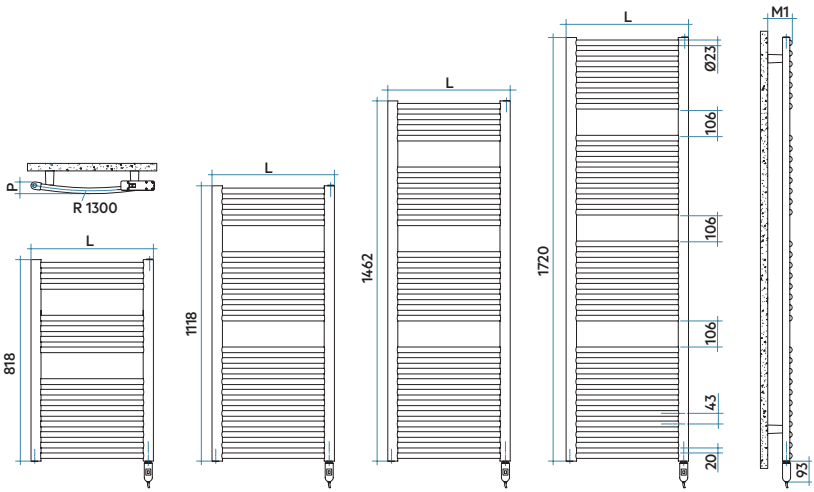

L mm	P mm	M1 mm
595	57	97 ÷112

CE

Model	Depth P mm	Height H mm	Width L mm	Weight Kg	**Electric Power Watt**
818 15 rails 2 espaces	55	818	595	10,8	**400**
1118 22 rails 2 espaces	55	1118	595	15,0	**700**
1462 28 rails 3 espaces	55	1462	595	19,1	**700**
1720 34 rails 3 espaces	55	1720	595	22,8	**1000**

Finishes available: see pag. 326.

ELECTRIC HEATERS AVAILABLE

Electric heating element with ON/OFF switch (type I)

Electric heating element with regulator to control the internal temperature of the fluid (type K)

N

Electric heating element with integrated Bluetooth module (type Y)

Electric heating element with IR electronic control (type H)

Electric heating element with Wi-fi electronic control (type E)
***Available only for UE and CH.**

VENUS
chrome-plated electric

height 1720 mm, lenght 595 mm. Chrome-plated finish (cod. 50).

VENUS Electric in the chrome-plated version is a termoarredo with a strong personality that follows modern style.

Available in 4 heights and a width of 595 mm.

VENUS
chrome-plated electric

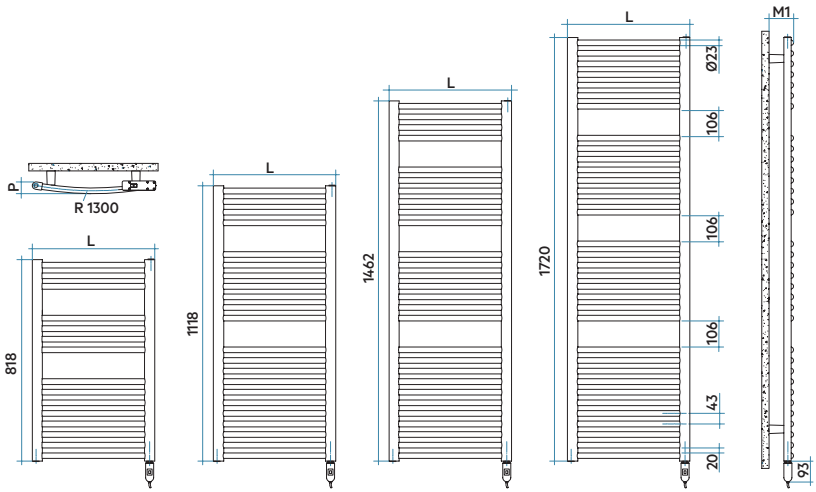

L mm	P mm	M1 mm
595	57	97 ÷112

CE

Model	Depth P mm	Height H mm	Width L mm	Weight Kg	**Electric Power Watt**
818 15 rails 2 espaces	55	818	595	10,17	**300**
1118 22 rails 2 espaces	55	1118	595	15,0	**400**
1462 28 rails 3 espaces	55	1462	595	19,0	**400**
1720 34 rails 3 espaces	55	1720	595	22,17	**700**

Available only in chrome-plated finish.

ELECTRIC HEATERS AVAILABLE

Electric heating element with ON/OFF switch (type I)

Electric heating element with regulator to control the internal temperature of the fluid (type K)

N

Electric heating element with integrated Bluetooth module (type Y)

Electric heating element with IR electronic control (type H)



Electric heating element with Wi-fi electronic control (type E)
***Available only for UE and CH.**

FLÈCHE AIR
electric

ECO

height 1658 mm. lenght 600 mm. Standard White finish (cod. 01).

FLÈCHE AIR Electric is a steel towel warmer radiator. The radiator is filled with a cooling liquid and is combined with a booster system of electric power of 1000 Watt.

This blower system provides a uniform temperature as the room in wich it is installed
Available in 3 heights and a width of 500 mm.

FLÈCHE AIR
electric

H mm	L mm	LT mm	Y mm	X mm	W mm
944	500	515	325	462	448
1322	500	515	325	840	448
1658	500	515	325	1176	548

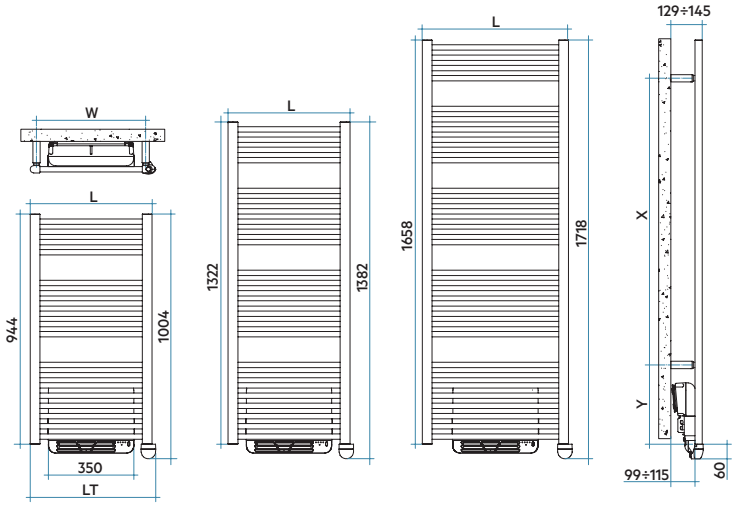

CE

Model	Depth P mm	Height H mm	Width L mm	Weight Kg	**Electric Power Watt**	**Auxiliary heater with diffuser Watt**
944 18 rails 2 espaces	130	1004	500	14,5	**500**	**+ 1000**
1322 25 rails 3 espaces	130	1382	500	18,6	**750**	**+ 1000**
1658 31 rails 4 espaces	130	1718	600	24,3	**1000**	**+ 1000**

STANDARD SUPPLY: 4 adjustable wall fixing brackets in the same color of the radiator; Wireless remote control:
N **booster in the same colour as the radiator**.

Finishes available: see pag. 326.

14:21
Bathroom
AIR QUALITY
Poor
T. INDOOR
20.0°C
HUMIDITY
70%
Manual
21.0°
Deactivate planning

NOW SYSTEM

Make your home smart: trasform your heating system.

Whether it is an apartment, a villa or a rustic house, each home has its own characteristics and requirements, also when it comes to heating.
A radiator system works differently from underfloor heating or an electric system.
Thanks to **IRSAP NOW** technology, you can manage different types of heating systems simultaneously with a single App.
IRSAP NOW represents the evolution of every system. It is a state-of-the-art system, the only technology capable of connecting intelligently to any type of heating system, be it an electric radiator, a hydronic radiator, or an underfloor system.

UNIQUE TECHNOLOGY FOR EACH SYSTEM.

Whether it is an apartment, a villa or a rustic house, each home has its own characteristics and requirements, also when it comes to heating.
A radiator system works differently from an underfloor heating system or an electric system, yet thanks to IRSAP NOW technology, it is now possible to control and manage them all in the same way, easily and intelligently, with a single App.

IRSAP NOW represents the evolution of every system.
It is a state-of-the-art system, the only technology capable of connecting intelligently to any type of heating system, be it an electric radiator, a hydronic radiator, or an underfloor system.
To connect the IRSAP NOW system, you need a modem with at least one LAN port and the free IRSAP NOW App on your smartphone.

1. Autonomous single-zone system

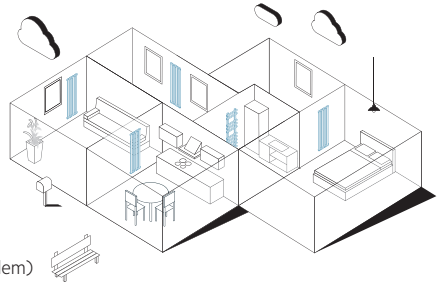

Home equipped with independent heating system, with exclusive heat generator (boiler or heat pump) and NON multi-zone plumbing (no solenoid valves)

WHAT YOU NEED

- 1 CONNECTION UNIT (connected with Ethernet cable to the modem)
- 1 INTELLIGENT THERMOSTAT (to be connected by cable to the generator) (*)
- X INTELLIGENT THERMOSTATIC VALVES (one for each radiator to be controlled)

(*) AS AN ALTERNATIVE TO THE INTELLIGENT THERMOSTAT, IT IS POSSIBLE TO OPT FOR THE BOILER MODULE

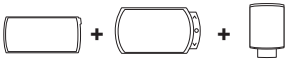

2. Autonomous zone system

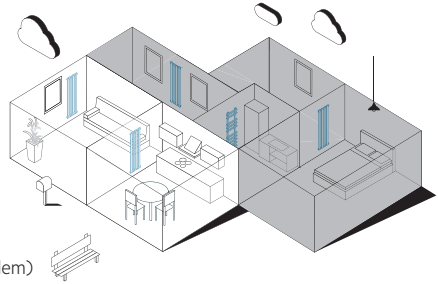

Home equipped with independent heating system, with exclusive heat generator (boiler or heat pump) and multi-zone plumbing (two or more solenoid valves)

WHAT YOU NEED

- 1 CONNECTION UNIT (connected with Ethernet cable to the modem)
- X INTELLIGENT THERMOSTATS (to be wired to each solenoid valve)
- X INTELLIGENT THERMOSTATIC VALVES (one for each radiator to be controlled)

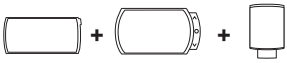

3. Simple centralised system

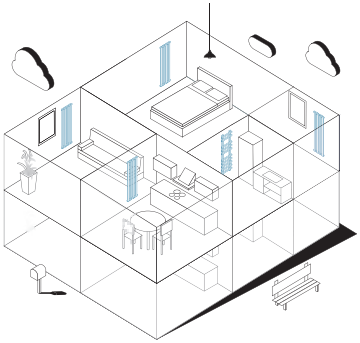

Home with central heating system with generator (boiler or heat pump) shared with other apartment blocks (no solenoid valve)

WHAT YOU NEED

• 1 CONNECTION UNIT (connected with Ethernet cable to the modem)
• X INTELLIGENT THERMOSTATIC VALVES (one for each radiator to be controlled)

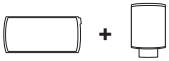

4. Centralised zone system

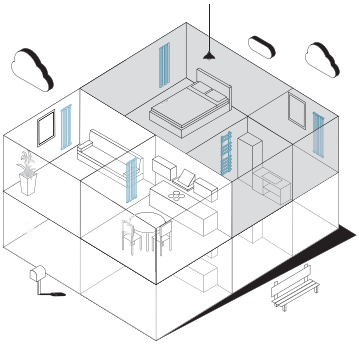

Home equipped with central heating system. Heat generator (boiler or heat pump) shared with other condominiums and exclusive solenoid valve.

WHAT YOU NEED

• 1 CONNECTION UNIT (connected with Ethernet cable to the modem)
• X INTELLIGENT THERMOSTATS (to be wired to each solenoid valve)
• X INTELLIGENT THERMOSTATIC VALVES (one for each radiator to be controlled)

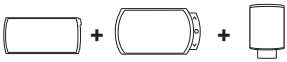

5. Underfloor installation

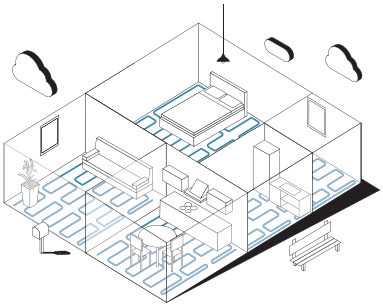

Home equipped with central heating system or autonomous heating system with underfloor heating.

WHAT YOU NEED

• 1 CONNECTION UNIT (connected with Ethernet cable to the modem)
• X INTELLIGENT THERMOSTATS (to be wired to each solenoid valve)

Mixed installations

Home equipped with an autonomous or mixed central heating system, integrating: hydronic radiators and/or underfloor heating and/or electric radiators. Please refer to the dedicated installations (1, 2, 3, 4, 5).

For other types of installations download our guide:

NOW SYSTEM

Intelligent Valve

ALL IRSAP COLOURS

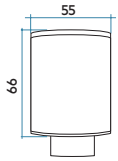

Installation requirements
Connection unit connected via Ethernet to the router
Smartphones (iOS, Android)
iOS: compatible with the last 3 versions,
Android: compatible with the last 4 versions,
Maximum 25 valves per Connection Unit
Sensors
2 Temperature sensors (+/- 0.1°C)
Power supply
2 AA Batteries 1.5V
RGB LEDs indicator
Rotating cover for temperature setting

Connectivity
Radio frequency 868 Mhz
Compatibility
Compatible with 90% of thermostat valves on the market thanks to the M30x1.5 hydronic connection and adapters included in the package.
Package contents
1 Intelligent Valve
6 Adapters for thermostatic valves
Danfoss, Caleffi, Giacomini and others.
2 AA batteries

Boiler Module

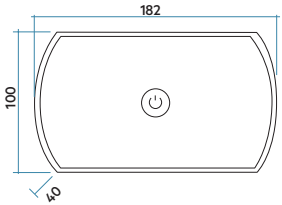

Installation requirements
Connection unit connected via Ethernet to the router
Smartphones (iOS, Android)
iOS: compatible with the last 3 versions,
Android: compatible with the last 4 versions,
Maximum 1 Boiler Module for Connection Unit
Power supply
230 Vac - 50/60 Hz
Display interface
- RGB LEDs indicator
- Button for manual generator start-up

Compatibility
Compatible with most generators (1 potential free contact relay or 2 voltage contact relays or 0-10V or OpenTherm)
Connectivity
Radio frequency 868 Mhz
Package contents
1 Boiler module
1 Wall plate
2 Fixing screws
2 Wall plugs

Connection Unit | Repeater

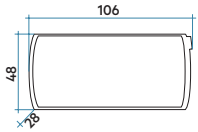

Installation Requirements as a Connection Unit
Internet Router with at least 1 port
Free LAN.
Smartphones (iOS, Android)
iOS: compatible with the last 3 versions,
Android: compatible with the last 4 versions
Power supply
USB: 220 Vac – 5Vdc
Installation requirements as a Repeater
Smartphones (iOS, Android)
iOS 13 minimum requirement,
Android 9 minimum requirement
Maximum 5 Repeaters per Connection Unit

Display interface
RGB LEDs indicator
Forced Pairing Button
Connectivity
Connection Unit: Ethernet cable connected to the LAN port of a router
Repeater: 868 Mhz radio frequency
Package contents
1 Connection Unit/Repeater
2 Power plug (EU, UK)
1 USB cable
1 Ethernet cable

Intelligent Thermostat

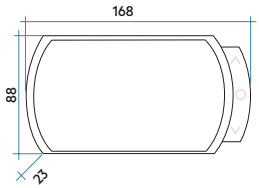

Installation requirements
Connection unit connected with Ethernet cable to the router
Smartphones (iOS, Android)
iOS: compatible with the last 3 versions,
Android: compatible with the last 4 versions,
Maximum 15 thermostats per Connection Unit
Power supply
2 Batteries AA 1.5V
Sensors
Temperature sensors (+/- 0.1 °C)
Humidity sensors
Air quality sensor (VOC)
Display interface
LED indicators
3 selector keys
Connectivity
Radio frequency 868 Mhz
Package contents
1 Intelligent Thermostat
1 Wall plate
2 AA batteries
2 Fixing screws
2 Wall plugs

TECHNICAL INFORMATION

This particular section provides
technical information on the world
of radiators, and contains indications on laws,
types of installation,
and specifications for use.
A few practical examples
of product selection
will help to use this pricelist.

HYDRONIC CONNECTIONS: THE COLOUR IS NOT A DETAIL.

Choose the hydronic connection suitable for your system and enhance your radiators with matching colour finishes.

What are valve and lockshield valves

On each radiator, in addition to the air vent, a valve and a lockshield valve must be fitted. These components are comparable to normal taps and allow the installer to physically connect the heating body (radiator) to the heating system (pipes). Both have the function of closing the circuit water and isolating the radiator from the rest of the system in maintenance situations.
The lockshield valve has no adjustment knob. The return circuit to regulate the flow in the radiators can be closed with a tool (hexagonal / Allen wrench).
The valve has a knob for manual adjustment. It can be used by the user directly and immediately to regulate the flow of water and therefore the temperature of the radiator, by manoeuvring it according to the needs of the moment.

Before you choose

Before choosing valve and lockshield valve, it is necessary to know the dimensions of the system pipes and the dimensions of the radiator water inlet and outlet connections. Irsap has chosen to standardise most of the hydronic connections of its radiators by bringing them to 1/2" (the half inch is the standard unit of measurement in Europe and the most used).
It is also necessary to know whether the pipes used in the system are made of iron, copper, plastic, multilayer, etc. This factor determines the choice of the type of valve:
• Iron fitting, usually used on old systems; for these systems Irsap offers valves in Standard White and Chrome finish;
• Copper and/or multilayer fitting, the most used because it relates to recently built systems; the valves are offered in all colour variants, complete with
adapters for copper pipe dn 12, dn 14 and adapters for multilayer pipe dn 14, thick 2, dn 16, thick 2 mm.

Types and characteristics

The valve and lockshield kits are of different types, to allow optimal connection with the radiator:

Angled valves and lockshields valves

Angled valves and lockshield valves
Mainly used to connect the radiator to the heating system when the pipes come out of the wall, therefore perpendicularly to the heating body.

Straight valves and lockshield valves

Straight valves and lockshield valves
Mainly used to connect the radiator to the heating system when the pipes come out of the floor, therefore under the heating body.

Space-saving valves and lockshield valves

Space-saving valves and lockshield valves
these are a particular type of valves designed to reduce the overall space in depth, because the operating knobs are oriented towards the inside of the radiator. Depending on this feature, you must choose whether the valve should be on the right or left.

Single-pipe valve



Single-pipe valve
this special valve in the straight and angled version is used to connect the radiator to "single-pipe" systems, no module and/or twin-pipe systems (only compatible with 11 mm dn probe). These systems, which are little used today, have the characteristic of connecting heating bodies in series.

The thermostatically controlled valves and thermostatic heads

With a few exceptions, IRSAP valves are thermostatically controlled valves with preadjustment (fig.1) which is necessary for the correct balancing of the system.
The combination of the thermostatically controlled valve and the thermostatic head (fig. 2) allows the radiator to increase and decrease the water flow automatically depending on the room temperature and the set point set on the thermostatic head.
This solution is therefore excellent for adapting the room temperature independently, thus saving energy. This technology allows access to the tax relief program on building recovery/renovation.

FIG. 1

FIG. 2

Valves for mixed operation radiators (hydronic/ electric).

In summer, when the boilers are shut down, it is possible to use the towel warmers in electric mode by inserting a special electric heating element.
In order to install the electric heating element on the radiators, without changing the hydronic centre distance, guaranteeing normal operation in both hydronic and mixed mode, IRSAP proposes the use of special thermostatically controlled space-saving valves and lockshield.

THE EASY SOLUTION.

Systems with 50 mm fittings

The variation of the heating hydronic system in a home has always been synonymous with extensive masonry work. This involves long work times and quite considerable costs, so that modifications tend to be lumped together and postponed until the home is to be totally restructured.
The cliché according to which "the heating system is born when the house is built and can never be changed" can be contradicted by making the system according to modern concepts, which in the design stage already contemplate the possibility of future variation.
Most Irsap radiators offer the possibility of central hydronic fittings with a fixed centre distance of 50 mm; in these types of radiators the position of the water inlet and outlet pipes is independent of the radiator dimensions and is always the same for every height and every width of the different models.
In any bathroom a single masonry structure can therefore be made to bring the two water pipes into a single position, keeping them at a distance of 50 mm. Any radiator can be connected to that hydronic connection.
Even the choice of the radiator dimensions can be postponed without having to interrupt the construction of the system. Moreover, due to the same principle, in case of future replacement of the same radiator with another one that is different in size and shape, there will be no problems with masonry works, it will not be necessary to change the position of the pipes coming out of the wall.

EFFICIENCY AND ENERGY SAVING; THE REPLY TO NEW REQUIREMENTS.

Why Low Temperature

To maintain the commitments pledged in the Kyoto protocol, implemented in 2005 by Italian Decree 192 and subsequently integrated and replaced by Decree 311, Italy (as well as every other European country) has decided to reduce considerably the emission of pollutants into the atmosphere. To achieve these results, Italy has enacted a plan to improve the energy performance of buildings (Class A, Class B, etc.). The plan foresees an increase in low temperature heat generators.
The use of a low temperature heating system and IRSAP radiators provides an ideal balance between meeting the heating requirements of the building and energy savings; thus avoiding the emission of greenhouse gases into the atmosphere.
Thanks to their performance, IRSAP products are highly efficient in low temperature systems, allowing excellent heat yields even with small radiators. This means our products can be used with condensing boilers and heat pumps. The ideal Δt recommended by IRSAP for the low temperature system projects is 30°C. All Irsap Termoarredatori® are tested to function at differen Δt.

In the Figures 1 and 2 and in schedules A and B on the right illustrate the temperature distribution inside the same environment heated by a high temperature radiator (Photo A) or a low temperature radiator (Photo B). In figure 2 and in the schedule B, the temperature is more even. This phenomenon is due to the improved thermal exchange by irradiation between the radiator and the room. The lower the supply temperature of the radiator, the greater the quantity of heat transmitted by irradiation.



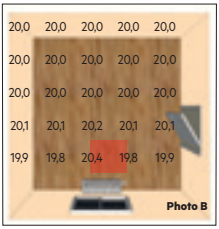

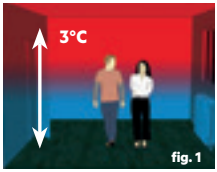

Room heated with a high temperature system: **a high degree** of stratification.

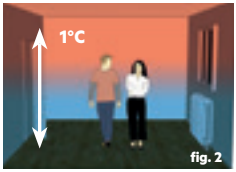

Room heated with a low temperature system: **reduced stratification and better comfort**

Low Temperature: Ideal comfort and maximum heat yeld

The vertical thermal gradient, or stratification within an environment, is more than halved (see Figures 1 and 2), reducing to 45°C the radiator inlet water temperature. This type of system management improves consumption and especially comfort.

The temperature when required

Low thermal inertia, together with an ability to exchange high percentages of heat by irradiation, make IRSAP radiators the best heating system terminal to rapidly reach the optimum working temperature, guaranteeing considerable flexibility in ideal climate management. Tesi radiators are the best way to combine energy efficiency with COST REDUCTION.

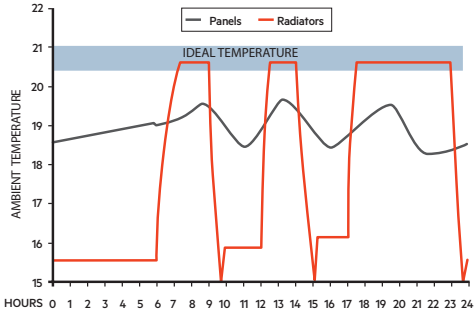

Irsap Radiators: ideal for the low temperature

Termoarredatori® Irsap can even function with an inlet water temperature below 55°C (that is designed with an Δt at 30°C). This result is achieved thanks to the large exposed surface area and its shape, able to guarantee excellent radiating and convective heat exchanging properties. The graph above illustrates how the heat yield of a TESI steel tubular radiator is just slightly different from the heat yield of an irradiating panel (ideal radiating heat yield). The lower the supply temperature of the radiator, the greater the difference in performance between steel and aluminium.

IRSAP Termoarredatori® really are the most suitable radiators for the new generation of heating systems.

Tested to save energy

Irsap termoarredatori® are tested to function at different Δt. These certified tests guarantee perfect compatibility with modern low temperature heating systems meeting demands in terms of energy savings and excellent wellbeing. In this price list, this mark indicates every product certified to function with low temperature systems.

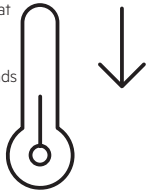

IRSAP has undertaken a new virtual path from a green standpoint, better known today with the name ECO DESIGN, taking action to achieve product design that respects a philosophy of responsibility from many points of view: first of all environmental, but also ethical and social.

Through the use of renewable resources, materials and production processes, there is less impact on the natural environment. Our factories satisfy about 70% of their electrical requirements with renewable sources, thanks to specially made photovoltaic systems, with a yearly saving in the emission of carbon dioxide of about 5 million kg.
In this way, IRSAP gives the company a greater value than that which has been taken from the environment and elsewhere during the entire production process; ECO DESIGN principles are in fact applied to all the phases of the product's life cycle, with the aim of reducing its overall environmental impact: from the purveying and use of the raw materials, which must be reusable, biodegradable, recyclable and non-toxic, to their processing in the production stage and to distribution.

All these phases respect the EU Directive on ECO DESIGN (2009/125/EC), in terms of energy efficiency (reduced energy consumption in the productive phases) and reduced environmental impact.

All our fixed electrical appliances for heating the local environment present a seasonal energy efficiency of 38% or higher (EU Regulation 2015/1188).

ECO

TESI

CONFIGURATIONS / HYDRONIC CONNECTIONS

- **Mobile flow diverter**
- **Welded flow diverter**
- **Inlet**
- **Outlet**
- **1/2” or 3/8” blind plug**
- **1/2” welded connection**
- **1/2”- 1/4” - 3/8” air vent**

KEY

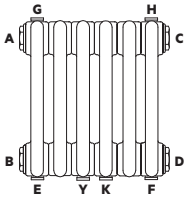

A = top left plug
B = bottom left plug
C = top right plug
D = bottom right plug
E = 1/2” manifold bottom left
F = 1/2” manifold bottom right
G = 1/2” manifold top left
H = 1/2” manifold top right
Y = 1/2” mm pitch bottom manifolds
K = 1/2” mm pitch bottom manifolds

Side connections

Cod. 02

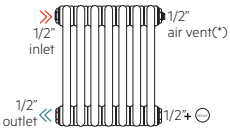

Standard connection

Cod. 05

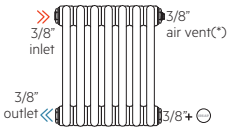

Standard connection

Cod. 06

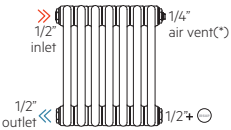

Standard connection

Cod. 07

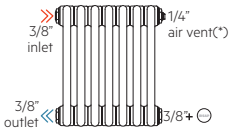

Standard connection

Bottom connection

Cod. 02

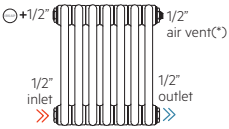

Standard connection

Cod. 05

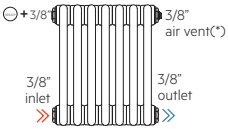

Standard connection

Cod. 06

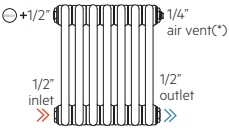

Standard connection

Cod. 07

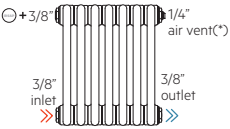

Standard connection

- For TESI radiators lower than 1000 mm or radiators with more than 15 sections.

Opposite connection

Cod. 02

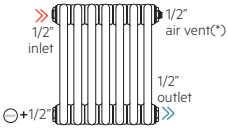

Standard connection

Cod. 05

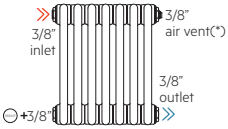

Standard connection

Cod. 06

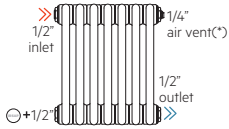

Standard connection

Cod. 07

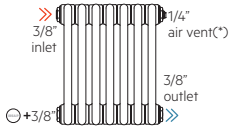

Standard connection

Bottom connection with standard flow diverter

Cod. 08

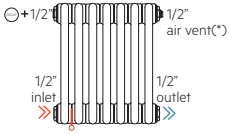

Bottom connection
with mobile flow diverter

Cod. 09

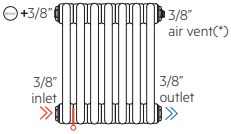

Bottom connection
with mobile flow diverter

Cod. 10

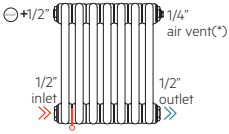

Bottom connection
with mobile flow diverter

Cod. 11

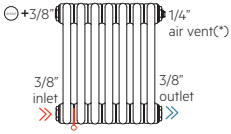

Bottom connection
with mobile flow diverter

Top connections with welded flow diverter

Cod. 12

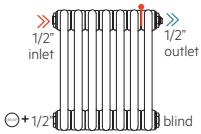

Top connections
with welded flow diverter

Cod. 13

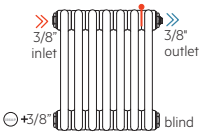

Top connections
with welded flow diverter

Opposite connection with mobile and welded flow diverter

Cod. 14

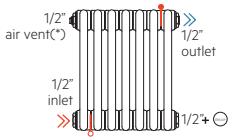

Opposite connections with
mobile and welded flow diverter

Cod. 15

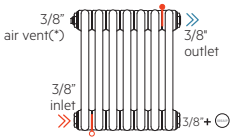

Opposite connections with
mobile and welded flow diverter

Horizontal single pipe connection

Cod. 22

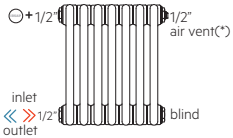

Single pipe
connection
50 mm welded underneath
connections ,
with flow diverter

Cod. 23

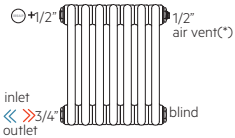

Single pipe
connection

Standard connection 3/4"

Cod. 30

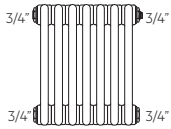

Standard connection
(with air vent and blind plug)

Customised connection

Cod. TAM

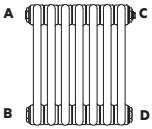

Customised connection

Other configurations are possible with different bush diameters: 1"; 3/4"; 1/2"; 3/8" and 1/4" blind.
ALWAYS STATE THE POSITION OF THE BUSHES

- **The reduction to 1/2" or 3/8", hex socket head (Allen wrench 8 mm) is equipped with an ABS cover marked IRSAP. The finish is perfectly integrated with the design of the radiator and is white for the Standard White radiators and chrome for colored radiators.**

TESI with welded pipe fittings and assembled plugs

Cod. 16

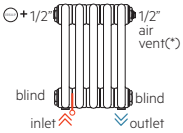

Welded underneath
connections on first and last
element, with flow diverter

Cod. 17

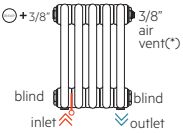

Welded underneath
connections on first and last
element, with flow diverter

Cod. 18

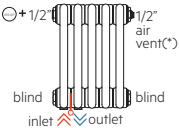

50 mm welded underneath
connections ,
with flow diverter

Cod. 19

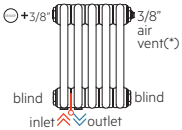

50 mm welded underneath
connections ,
with flow diverter

Cod. 20

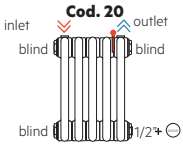

Welded connections from
above, with welded flow
diverter

Cod. 21

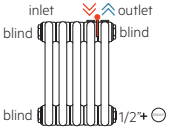

50 mm welded con-
nections from above, with
welded flow diverter

Cod. 50

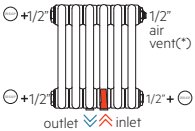

50 mm central welded underne-
ath connections, only for even
elem., with water inlet probe

Cod. 24

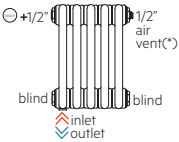

Connection for
single-pipe valve with welded
underneath pipe fitting

VERTICAL single pipe connection with welded pipe fitting Cod. 24

This hydronic connection is not suitable for radiator Tesi 2. For the TESI 2 radiator ask for a 1/2" thread connection welded on the second element. Tesi on the radiator 4 and 6 to mount this hydraulic connection using a flexible probe.

TESI radiator with integrated valve and couplings from below

Cod. 25

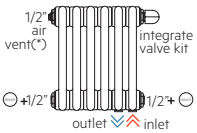

50 mm welded underneath
connections with top
integrated valve

Cod. 26

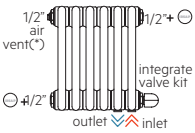

50 mm welded underneath
connections with bottom
integrated valve

Cod. 52

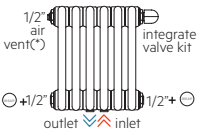

50 mm central welded underneath
connections with top
integrated valve, only for even elem.

Configurations Cod. 25, Cod. 26 and Cod. 52 include:

1 1/2" chrome–plated adjustable air vent;

2 1/2" flush chromium-plated plugs with cover.

The thermostat head is available as accessory for these configurations (see page 202).

TESI RENOVATION

The solution to keep the existing centers during a renovation installation

TESI 3 RENOVATION
Height 1800 mm; lenght 540 mm, conn. centre 685 mm, Graphite Black finish (cod. 18). Configuration cod. 29.

Connection Tesi Renovation

RT3	1800	12	18	A4	_ _	N

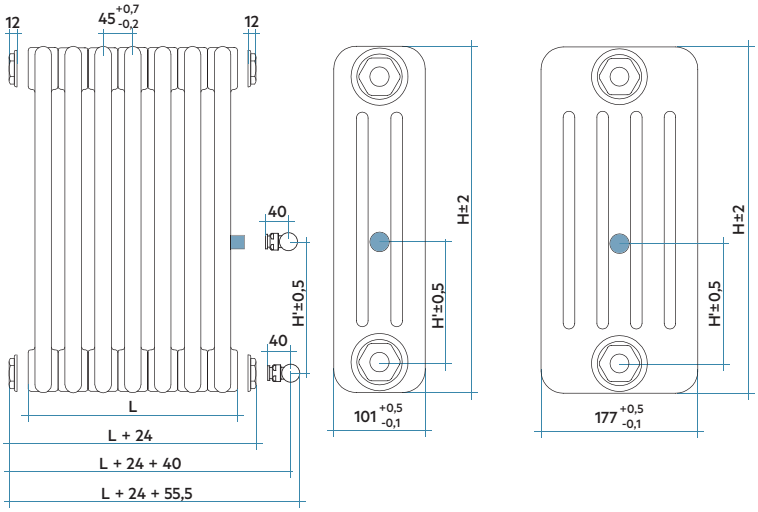

1/2 “side connection with the possibility of selecting the desired center line size.

Construction specifications:

Connection available for TESI 3 and TESI 5
Wide range of radiator heights available, from 1000 to 2500 mm
Minimum available center distance 150 mm
Maximum available center distance = total height of the desired radiator minus 215 mm
1/2 “caps and cap covers included

DECORATIVE RADIATORS

HYDRONIC CONNECTIONS

Hydronic connections for radiators: SAX VERTICAL, SAX 2 VERTICAL, PIANO VERTICAL, PIANO 2 VERTICAL, ARPA 12 VERTICAL, ARPA 12_2 VERTICAL, ARPA 18 VERTICAL, ARPA 18_2 VERTICAL, ARPA 23 VERTICAL, ARPA 23_2 VERTICAL, ELLIPSIS_V VERTICAL, ELLIPSIS_V 2 VERTICAL, ELLIPSIS 30_V VERTICAL, ELLIPSIS 30_V 2 VERTICAL

Cod. 01

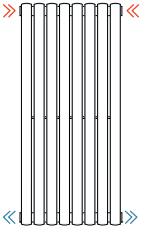

Standard connection

Cod. 80



Bottom opposite end connection with flow diverter

Cod. 82



Welded underneath connection at the ends with flow diverter

Cod. 83



Welded connections from above, at the ends with flow diverter

Cod. 84



Central 50 mm welded underneath connections, with flow diverter

Cod. 85



Central 50 mm welded connections from above, with flow diverter

Cod. 87

50 mm welded underneath connections, on the right side

Cod. 88

50 mm welded underneath connections, on the left side

Cod. 92 (*)



Connection for right single-pipe, only for modul and/or double-pipe systems (only compatible with 11 mm dn probe)

Cod. 93 (*)



Connection for left single-pipe, only for modul and/or double pipe systems (only compatible with 11 mm dn probe)

Cod. 99



Customised connection

(*) It is not possible to arrange ARPA12 Vertical and ARPA12_2 Vertical with connection cod. 92 and cod. 93.
For all products in the ARPA Vertical range, all connections are available with at least 6 elements.

Hydraulic connection to radiators: SAX HORIZONTAL, SAX 2 HORIZONTAL, PIANO HORIZONTAL, PIANO 2 HORIZONTAL, ARPA 12 HORIZONTAL, ARPA 12_2 HORIZONTAL, ARPA 18 HORIZONTAL, ARPA 18_2 HORIZONTAL, ARPA 23 HORIZONTAL, ARPA 23_2 HORIZONTAL, ELLIPSIS_H HORIZONTAL, ELLIPSIS_H 2 HORIZONTAL, ELLIPSIS 30_H HORIZONTAL, ELLIPSIS 30_H 2 HORIZONTAL

Cod. 01

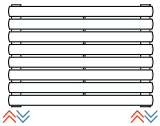

Standard connection

Cod. 80

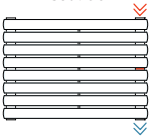

Connection on the right manifold with flow diverter

Cod. 82

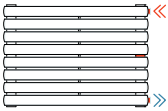

Connection with pipe fittings welded laterally with flow diverter

Cod. 87

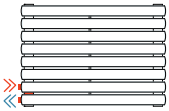

Connection with welded couplings, 50 mm pitch, on the left side

Cod. 88

Connection with welded couplings, 50 mm pitch, on the right side

Cod. 92 (*)

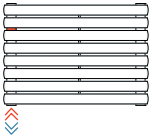

Connection for single-pipe, on the left side, for modul and/or double-pipe systems (only compatible with 11 mm dn probe)

Cod. 93 (*)

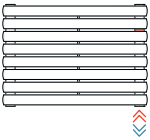

Connection for single-pipe, on the right side, only for modul and/or double-pipe systems (only compatible with 11 mm dn probe)

Cod. 99

Customised connection

(*) It is not possible to arrange ARPA12 Horizontal and ARPA12_2 Horizontal with connection cod. 92 and cod. 93.
For all products in the ARPA Horizontal range, all connections are available with at least 6 elements.

BATHROOM RADIATORS

HYDRAULIC CONNECTIONS

Hydraulic connections for: NOVO CULT, NOVO CULT CHROME-PLATED, ODDO, QUADRÉ

Cod. B01



Standard connection

Cod. B10



Connections welded laterally in alignment with the first and the last element on the right side

Cod. B11



Connections welded laterally in alignment with the first and the last element on the left side

Cod. B12



Single connection welded laterally in alignment with the first element on the right side

Cod. B16



Single connection welded laterally in alignment with the first element on the left side

Cod. B99



Lateral connections at customised centre distance (2 pipe fittings)

Cod. B99

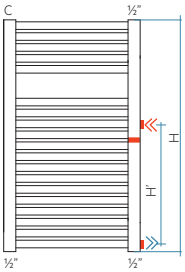

Lateral connections at customised centre personalized (2 pipe fittings + flow diverter)

Hydraulic connections for: NOVO, NOVO CHROME-PLATED, PAREO, VELA

Cod. B01



Standard connection

Cod. B10



Connections welded laterally in alignment with the first and the last element

Cod. B12



Connections welded laterally in alignment with the first element

Cod. B99



Customised connection

Cod. B99

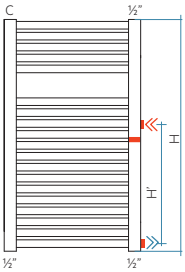

Customised connection

Hydraulic connections for: NET, RIGO, KART, KART 2, FLAUTO, FLAUTO CHROME-PLATED, XILO, XILO 2, ELLIPSIS_B, ELLIPSIS 30_B

Cod. B01



Standard connection

Cod. B10



Connections welded laterally in alignment with the first and the last element on the right side

Cod. B11

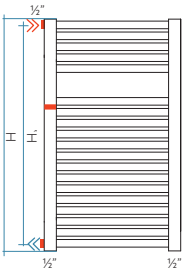

Connections welded laterally in alignment with the first and the last element on the left side

Cod. B14



Connection for right single-pipe, only for modul and/or double-pipe systems

Cod. B15



Connection for left single-pipe, only for modul and/or double-pipe systems

Cod. B99

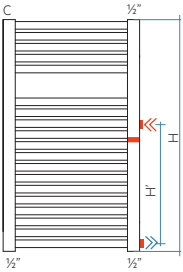

Customised connections (2 pipe fittings + flow diverter)

Hydraulic connections for: OASI, MAREA, ARES, VENUS, ARES CHROME-PLATED, VENUS CHROME-PLATED

Cod. B01



Standard connection

Hydraulic connections for: FLAUTO 2

Cod. B01



Standard connection

Cod. B10

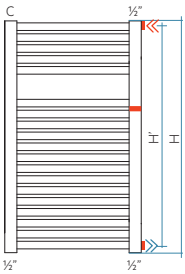

Connections welded laterally in alignment with the first and the last element on the right side

Cod. B14



Connections for right single-pipe, only for modul and/or double-pipe systems

Cod. B99

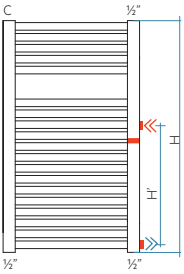

Customised connections (2 pipe fittings + flow diverter)

TECHNICAL INFORMATION

HEAT YELDS

During the first six months of 1997, every European Community country adopted European Standard EN442 regarding radiators and the calculation of heat yields. The new regulations finally came into effect in December 2005 and established the Qn rated thermal power calculation at Δt = 50°C (the reference value for calculating actual thermal power at any temperature).
For Δt different from 50°C use the following formula: $\mathbf{Q=Qn\ (\Delta t\ /\ 50)^n}$

exemple:
TESI 3 600, rated thermal power **Qn** = 60,6 W, modification index n = 1,281
ambient temperature **Ta** = 20°C
inlet water temperature **Ti** = 60°C
outlet water temperature **Tu** = 50°C
working Δt calculation:

$$\Delta t = \frac{Ti + Tu}{2} - Ta = 35°C$$

apply the characteristic equation:

$$Q_{\Delta t} = Q_n \left(\frac{\Delta t}{50}\right)^n = 60{,}6\left(\frac{35}{50}\right)^{1{,}281} = 38{,}37$$

the thermal power for element at Δt = 35°C is therefore $Q\Delta t$=35°C = 38,37 Watt

Extracts from Standard en 442-1:2004

6 THERMAL POWER

6.1 Method and test laboratory
Thermal power must be calculated in a test laboratory using the methods and test program pursuant to EN 442-2:1996, bearing in mind the specific laboratory requirements and the harmonisation methods outlined in EN 442-2:1996.

7 CATALOGUE DATA
....
7.3 Thermal power
The rated thermal power (dt= 50 K) and the index of the temperature head between the water and the air must be indicated for every model within a product range.
.....
APPENDIX ZA: POINTS OF THIS EUROPEAN STANDARD REGARDING THE PROVISIONS OF THE EU DIRECTIVE REGARDING PRODUCTS FOR THE BUILDING INDUSTRY

ZA.2 Conformity certification procedures for radiators and convectors
ZA.3 CE mark
Furthermore, the CE mark must appear on any commercial documentation (the catalogue or any other documentation regarding the appliance) and must also be accompanied by the following information:
- reference of this standard EN 442-1;
- .....;
- .....;
- the following information regarding the ZA.1 prospectus;
- maximum working pressure (in bar);
- rated thermal power;
- reference characteristic equation;
- ...

50 MM CONNECTIONS

The products supplied by IRSAP S.p.a. with pre-arrangement for 50 mm pitch water connection are:

- TESI
- SAX / SAX 2
- PIANO / PIANO 2
- ARPA 12 / ARPA 12_2
- ARPA 23 / ARPA 23_2
- ELLIPSIS 30 / ELLIPSIS 30_2
- ELLIPSIS / ELLIPSIS_2
- RELAX
- IT IS
- DEDALO
- SEQUENZE
- GET UP
- PAGE
- JAZZ_S
- SOUL_S
- FUNKY_S
- NOVO CULT
- NOVO CULT CHROME-PLATED
- QUADRÉ
- ODDO
- KART
- KART2
- NET
- NOVO
- NOVO CHROME-PLATED
- ARES
- ARES CHROME-PLATED
- VENUS
- VENUS CHROME-PLATED
- BLUES

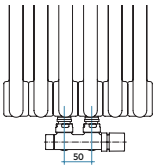

UN A NEW WAY OF BUILDING HEATING SYSTEMS

Modification of any domestic water heating system always implies substantial masonry work.
The drawn out time schedule and high cost of the work usually mean that any modifications tend to be postponed until the building undergoes complete restructuring.
The clich whereby "the heating system is created when the house is built and thereafter does not need further modification" need not apply if the system is built according to modern concepts and designed with possible future modifications in mind.

With this aim in mind, technology is continually evolving to create products for systems that are simple to build and easy to modify.
IRSAP towel warmers with a central water connection featuring a fixed 50 mm distance between centres, fit the modern concept of system construction perfectly.
On these types of radiator, the position of the water inlet and outlet pipes is independent of the radiator dimensions and is always the same for every height and every width of the various models.
Therefore, a bathroom requires a single masonry job to position the two water pipes in just one point, maintaining them at a distance of 50 mm. Any radiator can then be connected to the water connection you have created.
There is no need to delay construction of the system while you are deciding on the dimensions of the radiator. Once a radiator is installed, it can be replaced by another with different dimensions without having to change the position of the pipes coming out of the walls.
The central water connection (featuring a 50 mm distance between centres) leaves the two traditional connection holes at either end of the bottom manifolds completely free. It is very easy to insert a heater through these holes at any time so that the radiator can function as a towel warmer when the heating system boiler is switched off.

TECHNICAL INFORMATION

DUAL FUNCTION

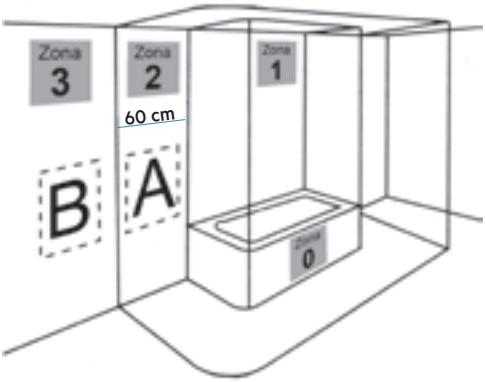

During the summer months when the boiler is switched off, an immersion heater can be inserted into the towel warmer radiators so they can be used to warm towels and linen.
When used in combination with an immersion heater, the towel warmer radiator is effectively transformed into an electrical appliance with a 230 V, 1 ph, 50 Hz power supply, therefore the electrical standards in effect must be fully complied with.

Electric radiators must be installed in zone 3(B) in any bathroom. They may only be installed in zone 2(A) (or at least 60 cm from the edge of a bath or shower), if the power supply line to the socket is protected by a differential overload cut-out with an intervention threshold not exceeding 30 mA. The power supply socket and the differential overload cut-out must be located in zone 3.

The power of the immersion heater must be selected in accordance with the size of the radiator. The technical data sheet of each radiator indicates the best power for each model. A lower power may be chosen to keep down energy costs. Higher powers would force the internal working thermostat to trigger, which would anyway limit the maximum thermal power the radiator would be capable of dissipating into the environment. The immersion heater must be installed vertically in one of the side manifolds; this is the only way to guarantee that the entire radiator warms up evenly after about 20-30 minutes.

TYPICAL INSTALLATION FOR ALL RADIATORS USING A TEE

"A" quota for IRSAP angle pattern valves and lockshield valves = 40 mm

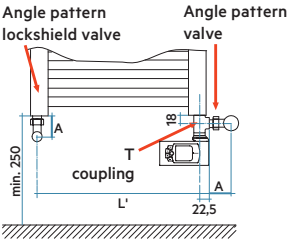

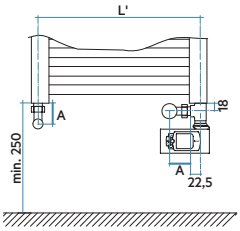

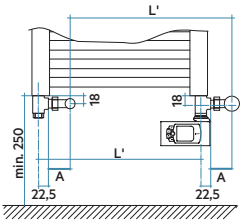

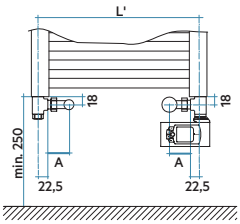

TYPICAL INSTALLATION FOR ALL RADIATORS WITH A 50 MM CONNECTION CENTRE

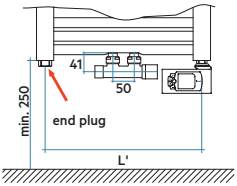

All the radiators with central connections and a 50 mm connections centre feature 1/2" bores on the bottom of the side manifolds where it is possible to easy insert an immersion heater at any time.

INSTALLATION OF THE ELECTRIC HEATING ELEMENT IN PRODUCTS WITHOUT 50 MM CENTRAL CONNECTIONS

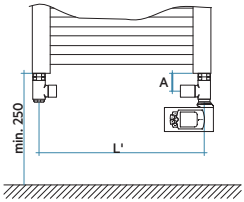

In order to install the electric heating element in products without 50 mm central connections on the lowest pipe (see the figure at the side), IRSAP proposes the use of special valves and lockshields that offer the chance to insert the electric heating element through the valve casing without changing the hydraulic connection in order to ensure normal operation in both hydraulic and mixed modes. Valve and lockshield code: VALKITSQMIST in white (code 01) or chrome-plated (code 50) finish.

TYPICAL INSTALLATION FOR THE ASYMMETRIC PRODUCT RANGE USING THE THREE-WAY FITTING

"A" quota for IRSAP angle pattern valves and lockshield valves = 40 mm

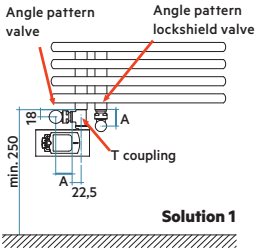

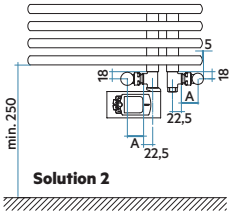

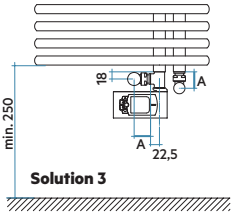

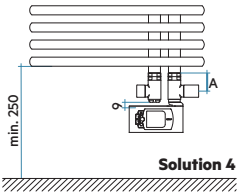

Solution 1: installation out of alignment with left manifold

Solution 2: installation in alignment with right manifold

Solution 3: installation out of alignment with right manifold

Solution 4: installation with space-saver valve



AVAILABLE COLOURS

	Standard White Cod. 01	**IRSAP Finishing Codes: 34, 02, 26, E7, 17, 09, 06, 05, N3, 19, R3, 03, 2F, 10.**	**IRSAP Finishing Codes: J8, 16, 1C, Y4, 3V, 2C, 2D, 1B, 4V, 9U, L3, 4D, L6, 8N, J4, 7D, 5V, 3P, 2V, 1V, 9N, 1P, 6V, 4P, 6C, K1, 18, 30, 32.**
ARES (complete range)	•	•	•
ARPA (complete range)	•	•	•
BLUES			
DEDALO (complete range)			•
ELLIPSIS (complete range)	•	•	•
FLAUTO (complete range)	•	•	•
FLÈCHE AIR ELECTRIC	•	•	•
FUNKY_S (complete range)	•	•	•
GET UP (complete range)	•	•	•
IT IS			
JAZZ_S (complete range)	•	•	•
KART / KART 2	•	•	•
MAREA	•	•	•
NET (complete range)	•	•	•
NOVO (complete range)	•	•	•
NOVO CULT	•	•	•
OASI	•	•	•
ODDO	•	•	•
ORIGIN ELECTRIC	•	•	•
PAGE	•		•
PAREO	•	•	•
PIANO (complete range)	•	•	•
POLYGON SINGLE COLOR (complete range)	•	•	•
QUADRAQUA (complete range)	•	•	•
QUADRÉ (complete range)	•	•	•
RELAX AIR	•	•	•
RELAX ELECTRIC	•	•	•
RELAX HYBRID (complete range)			Only cod: 9N, 8N, 4D, J8, Y4, 30
RELAX IMMAGINA			•
RELAX POWER, OVER POWER	•	•	•
RELAX RENOVA	•	•	•
RELAX STYLE	•	•	•
RIGO	•	•	•
SAX (complete range)	•	•	•
SEQUENZE (complete range)	•	•	•
SOUL_S (complete range)	•	•	•
STEP (complete range)			16, 1C, Y4, 2C, 2D, 1B, 7D, 6C, 4D, L6, 18, 32, 30
STILÉ			
TESI (complete range)	•	•	•
TESI ELECTRIC	•	•	•
TESI JOIN	•	•	•
TESI RUNNER	•	•	•
VELA (complete range)	•	•	•
VENUS (complete range)	•	•	•
XILO (complete range)	•	•	•

*Chrome-plated radiators are available only in Chrome-plated finish (cod. 50): Ares Chrome, Flauto Chrome, Novo Chrome, Novo Cult Chrome, Tesi Chrome, Venus Chrome, Ares Chrome Electric, Novo Chrome Electric.

Cod. 6B	Cod. AS	Cod. 50	Cod. IS	Cod. TR	Other RAL colors	
					•	ARES (complete range)
					•	ARPA (complete range)
	•		•			BLUES
					•	DEDALO (complete range)
					•	ELLIPSIS (complete range)
					•	FLAUTO (complete range)
					•	FLÈCHE AIR ELECTRIC
					•	FUNKY_S (complete range)
					•	GET UP (complete range)
		•				IT IS
					•	JAZZ_S (complete range)
					•	KART / KART 2
					•	MAREA
					•	NET (complete range)
					•	NOVO (complete range)
					•	NOVO CULT
					•	OASI
					•	ODDO
					•	ORIGIN ELECTRIC
						PAGE
					•	PAREO
					•	PIANO (complete range)
					•	POLYGON SINGLE COLOR (complete range)
					•	QUADRAQUA (complete range)
					•	QUADRÉ (complete range)
					•	RELAX AIR
					•	RELAX ELECTRIC
						RELAX HYBRID (complete range)
					•	RELAX IMMAGINA
•	•		•		•	RELAX POWER, OVER POWER
•					•	RELAX RENOVA
					•	RELAX STYLE
					•	RIGO
					•	SAX (complete range)
					•	SEQUENZE (complete range)
					•	SOUL_S (complete range)
		•				STEP (complete range)
	•				•	STILÉ
				•	•	TESI (complete range)
				•	•	TESI ELECTRIC
				•	•	TESI JOIN
				•	•	TESI RUNNER
					•	VELA (complete range)
					•	VENUS (complete range)
					•	XILO (complete range)

FINISHES

Standard White Ⓖ Cod. 01

Edelweiss White Ⓖ Cod. 34

Matt White Ⓜ Cod. J8

Pearl White Ⓡ Cod. 16

Ivory · Ral 1013 Ⓖ Cod. 02

Quartz 1 Ⓡ Cod. 1C

Sablé Ⓡ Cod. Y4

Matt Beige Ⓜ Ral 1019 Cod. 3V

Quartz 2 Ⓡ Cod. 2C

Sunstone Ⓡ Cod. 2D

Tobacco Brown Ⓡ Cod. 1B

Beige Cream Ⓖ Cod. 26

Melon Yellow Ral 1028 Ⓖ Cod. E7

Orange · Ral 2004 Ⓖ Cod. 17

Matt Ochre Yellow Ral 1024 Ⓜ Cod. 4V

Matt Brown Rust Ral 8004 Ⓜ Cod. 9U

Brown · Ral 8017 Ⓖ Cod. 09

Hammered Copper Ⓡ Cod. J4

Claret · Ral 3003 Ⓖ Cod. 06

Flame Red Ⓡ Cod. 7D

Red · Ral 3000 Ⓖ Cod. 05

Matt Powder Rose Ⓜ Ral 3012 Cod.5V

Recommended maintenance:

- Clean the surfaces of the radiators using soft cloths so as not to scratch the paint.
- Do not use chemical products for cleaning as they could corrode the paint.
- Do not use porous terracotta humidifiers.

Legenda of surfaces:
Ⓖ Glossy; Ⓜ Matt; Ⓡ Rough

The colours represented on this page are not be considered definitive. The different technological painting processes and the materials used for applying it may not correspond perfectly to the colour tone of the product delivered.
The company Irsap reserves the right to make any modifications it deems necessary for improving the product at any time.

RAL COLOURS: RAL colour range available on request (RAL 90 +/- 5 gloss series wad)

Ice Ⓜ Cod. 3P

Matt Sage Green Ral 6021 Ⓜ Cod. 2V

Green Grass Ral 6018 Ⓖ Cod. N3

Woodland Green Ral 6005 Ⓖ Cod. 19

Agave Ⓜ Cod. 9N

North sea Blue Ⓜ Cod. 1P

Matt Pastel Blue Ral 5024 Ⓜ Cod. 1V

Matt Blue Dove Ral 5014 Cod. 4P

Bluish Lilac Ral 4005 Ⓖ Cod. R3

Azurite 3 Ⓡ Cod. 6C

Deep Blue Ral 5004 Ⓖ Cod. 2F

Manhattan Grey Ⓖ Cod. 03

Matt Light Grey Ⓜ Cod. 8N

Pearl Grey Ⓡ Cod. L6

Titanium Grey Metallic Ral 9023 Ⓖ Cod. L3

Medium Grey Ⓡ Cod. 4D

Matt Anthracite Grey Ral 7016 Ⓜ Cod. 6V

Hammered Grey Metallic Ⓡ Cod. 32

Black · Ral 9005 Ⓖ Cod. 10

Graphite Black Ⓡ Cod. 18

Satin Black Ⓡ Cod. 30

Matt Black Ⓜ Cod. K1

* The Finishes are obtained through special processing. For the feasibility of finishes and its price to consult the individual product pages. Finishes, like other colors, only feature finishes without accessories.

OTHER FINISHES*

Wall Finished Ⓡ Cod. 6B

Chrome-plated Ⓖ Cod. 50

Satin Ⓜ Cod. AS

Mirror Ⓖ Cod. IS

Loft Finishing Ⓖ Cod. TR
Available only for TESI

IRSAP

IRSAP SPA
45031 Arquà Polesine (RO)

T 0425.466611
F 0425.466662

info@irsap.it
www.irsap.com

COD. DPCATA5EN0725