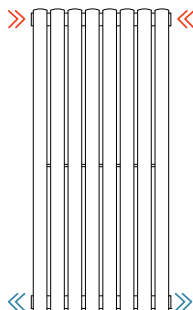


# DECORATIVE RADIATORS

## HYDRONIC CONNECTIONS

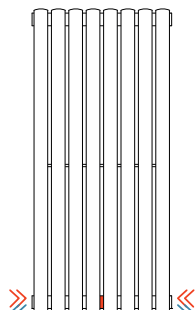
Hydronic connections for radiators: SAX VERTICAL, SAX 2 VERTICAL, PIANO VERTICAL, PIANO 2 VERTICAL, ARPA 12 VERTICAL, ARPA 12\_2 VERTICAL, ARPA 18 VERTICAL, ARPA 18\_2 VERTICAL, ARPA 23 VERTICAL, ARPA 23\_2 VERTICAL, ELLIPSIS\_V VERTICAL, ELLIPSIS\_V 2 VERTICAL, ELLIPSIS 30\_V VERTICAL, ELLIPSIS 30\_V 2 VERTICAL

**Cod. 01**



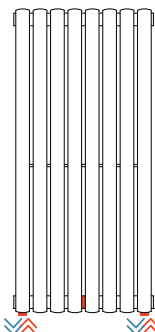
Standard connection

**Cod. 80**



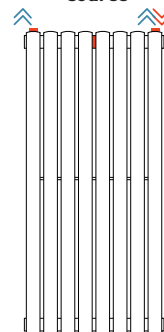
Bottom opposite end connection with flow diverter

**Cod. 82**




Welded underneath connections at the ends with flow diverter

**Cod. 83**




Welded connections from above, at the ends with flow diverter

**Cod. 84**




Central 50 mm welded underneath connections, with flow diverter

**Cod. 85**



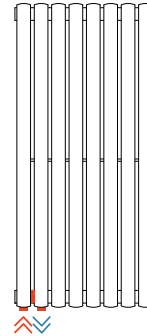
Central 50 mm welded connections from above, with flow diverter

**Cod. 87**



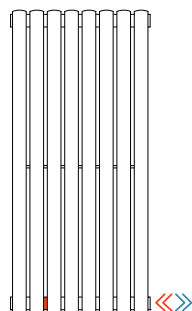
50 mm welded underneath connections, on the right side

**Cod. 88**



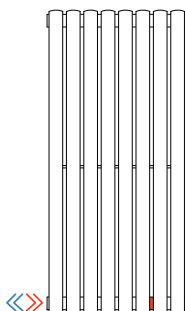
50 mm welded underneath connections, on the left side

**Cod. 92**



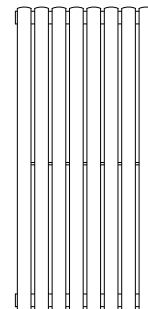
Connection for right single-pipe, only for modul and/or double-pipe systems (only compatible with 11 mm dn probe)

**Cod. 93**



Connection for left single-pipe, only for modul and/or double-pipe systems (only compatible with 11 mm dn probe)

**Cod. 99**

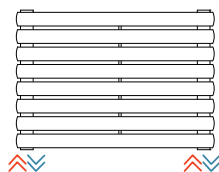


Customised connection

**It is not possible to arrange ARPA 12 Vertical and ARPA 12\_2 Vertical with connection cod. 92 and cod. 93. For all products in the ARPA Vertical range, all connections are available with at least 6 elements.**

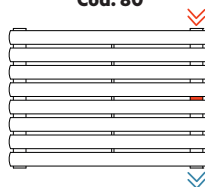
**Hydronic connections for radiators: SAX HORIZONTAL, SAX 2 HORIZONTAL, PIANO HORIZONTAL, PIANO 2 HORIZONTAL, ARPA 12 HORIZONTAL, ARPA 12\_2 HORIZONTAL, ARPA 18 HORIZONTAL, ARPA 18\_2 HORIZONTAL, ARPA 23 HORIZONTAL, ARPA 23\_2 HORIZONTAL, ELLIPSIS\_H HORIZONTAL, ELLIPSIS\_H 2 HORIZONTAL, ELLIPSIS 30\_H HORIZONTAL, ELLIPSIS 30\_H 2 HORIZONTAL**

**Cod. 01**




Standard connection

**Cod. 80**




Connection on the right manifold with flow diverter

**Cod. 82**




Connection with pipe fittings welded laterally with flow diverter

**Cod. 87**



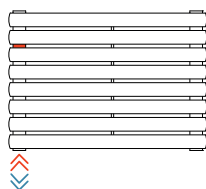
50 mm welded connection, on the left side

**Cod. 88**



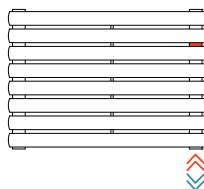
50 mm welded connection, on the right side

**Cod. 92**



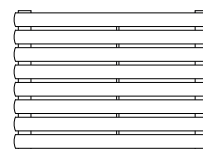
Connection for single-pipe, on the left side, for modul and/or double-pipe systems (only compatible with 11 mm dn probe)

**Cod. 93**



Connection for single-pipe, on the right side, only for modul and/or double-pipe systems (only compatible with 11 mm dn probe)

**Cod. 99**



Customised connection

**It is not possible to arrange ARPA 12 Horizontal and ARPA 12\_2 Horizontal with connection cod. 92 and cod. 93. For all products in the ARPA Horizontal range, all connections are available with at least 6 elements.**